

ANNUAL REPORT

FISCAL YEAR 2076/077



Madan Bhandari Memorial College
New Baneshwor, Kathmandu

ANNUAL REPORT
FISCAL YEAR 2076/077

Madan Bhandari Memorial College
New Baneshwor, Kathmandu



Madan Bhandari Memorial College



Madan Bhandari Memorial College

Published in 2020 by

Madan Bhandari Memorial College

(Affiliated to TU)

Estd. in 2001

New Baneshwor, Kathmandu, 2020

Phone: 01-5172175, 5172682

Website: mbmc.edu.np

Email: info@mbmc.edu.np



Madan Bhandari Memorial College





Madan Bhandari Memorial College

Report Preparation Team

Mr. Damber Bahadur Hamal

Mr. Hari Bahadur Chand

Ms. Niruja Phuyal

Mr. Kamal Neupane

Mr. Udhab Thapa

Mr. Poshan Niraula

Mr. Santosh Thapa



Madan Bhandari Memorial College





Madan Bhandari Memorial College

Date of Report Endorsement by Management Committee

This Annual Report (2076/077) of Madan Bhandari Memorial College was approved by the College Management Committee on 2077-06-17.



Madan Bhandari Memorial College



**TABLE OF CONTENTS**

Title	Page No
Background of the College	1
Executive Summary	1
1. Academic Progress	3
1.1 Enrolment	3
1.1.1 Overall Enrolment Trend Analysis Last Three Years	3
1.1.2 Student Enrolment: Annual System 2074	4
1.1.3 Student Enrolment Trend in BA 2074	5
1.1.4 Student Enrolment Trend in BBS 2074	5
1.1.5 Student Enrolment Trend in MA Sociology 2074	6
1.1.6 Student Enrolment: Semester System 2074	7
1.1.7 Student Enrolment Trend in BScCSIT 2074	8
1.1.8 Student Enrolment Trend in MA JMC 2074	8
1.1.9 Student Enrolment Trend in MA English 2074	9
1.1.10 Student Enrolment: Annual System 2075	11
1.1.11 Student Enrolment Trend in BA 2075	12
1.1.12 Student Enrolment Trend in BBS 2075	12
1.1.13 Student Enrolment: Semester System 2075	14
1.1.14 Student Enrolment Trend in BScCSIT 2075	15
1.1.15 Student Enrolment Trend in BCA 2075	15
1.1.16 Student Enrolment Trend in MA JMC 2075	16
1.1.17 Student Enrolment Trend in MA Sociology 2075	16
1.1.18 Student Enrolment Trend in MA English 2075	17
1.1.19 Student Enrolment: Annual System 2076	18
1.1.20 Student Enrolment Trend in BA 2076	19
1.1.21 Student Enrolment Trend in BBS 2076	19
1.1.22 Student Enrolment: Semester System 2076	21
1.1.23 Student Enrolment Trend in BCA 2076	22
1.1.24 Student Enrolment Trend in BBM 2076	22
1.1.25 Student Enrolment Trend in BScCSIT 2076	23
1.1.26 Student Enrolment Trend in MA JMC 2076	23
1.1.27 Student Enrolment Trend in MA Sociology 2076	24

**Madan Bhandari Memorial College**

1.1.28	Student Enrolment Trend in MA English 2076	25
1.2	Pass Rate Trend Analysis	26
1.2.1	Last Three Years Pass Rate Trend Analysis BA I	26
1.2.2	Last Three Years Pass Rate Trend Analysis BA II	26
1.2.3	Last Three Years Pass Rate Trend Analysis BA III	27
1.2.4	Last Three Years Pass Trend Analysis BBS I	28
1.2.5	Last Three Years Pass Trend Analysis BBS II	28
1.2.6	Last Three Years Pass Trend Analysis BBS III	29
1.2.7	Last Three Years Pass Trend Analysis BBS IV	30
1.2.8	Pass Rate Analysis of BScCSIT 2074	30
1.2.9	Pass Rate Analysis of BScCSIT 2075	31
1.2.10	Pass Rate Analysis of BScCSIT 2076	32
1.2.11	Pass Rate Analysis of BCA 2076	32
1.2.12	Pass Rate Trend Analysis of the Last Three Years of MA JMC	33
1.2.13	Pass Rate Trend Analysis of the Last Three Years of MA Sociology	34
1.2.14	Pass Rate Trend Analysis of the Last Three Years of MA English	34
1.3	Graduate Trend Analysis	36
1.3.1	Last Three Years Graduate Trend Analysis	36
1.3.2	Last Three Years Graduate Trend Analysis BA	36
1.3.3	Last Three Years Graduate Trend Analysis of BBS	37
1.3.4	Last Three Years Graduate Trend Analysis of BEd	38
1.3.5	Last Three Years Graduate Trend Analysis of BScCSIT	39
1.3.6	Last Three Years Graduate Trend Analysis of MA JMC	39
1.3.7	Last Three Years Graduate Trend Analysis of MA Sociology	40
1.3.8	Last Three Years Graduate Trend Analysis of MA English	41
1.4	Programs	42
1.4.1	Academic Programs	42
1.4.2	Faculty of Humanities and Social Sciences:	42
1.4.3	Faculty of Management:	42
1.4.4	Institute of Science and Technology:	42
1.4.5	Proposed Academic Programs:	42
1.5	Educational Pedagogy	42
1.6	Physical Progress	43
1.6.1	Present Physical Infrastructure Status	43

**Madan Bhandari Memorial College**

1.6.2	Educational Aids and Infrastructure	44
2.	Financial Progress Analysis of Last Three Fiscal Years	46
2.1	Analysis of Financial Resources/Income of the Last Three Fiscal	46
2.2	Recurrent Expenses of Last Three Fiscal Years	46
2.3	Capital Expenditures of Last Three Fiscal Years	47
2.4	Auditor's Observations in the Last Fiscal Year 2076/77	47
2.5	Steps Taken to Mitigate the Issues Raised by Audit Observations in the Last Fiscal Year	48
2.6	Social Progress	48
3.	SWOC Analysis of Institution	49
3.1	Strengths	49
3.2	Weakness	50
3.3	Opportunities	50
3.4	Challenges	50



Madan Bhandari Memorial College





Background of the College

Madan Bhandari Memorial College, a non-profit making community institution, was established in 2001 to impart quality education at an affordable cost. The college offers a wide range of academic courses in XI, XII, BA, BBS, BBM, BCA, BScCSIT, and Master's Degree courses in Sociology, Journalism, and English. Since its inception, the college has achieved remarkable success in terms of quality education and infrastructural development. It has received generous help from many individuals and institutions for the enhancement of quality education and the development of infrastructural facilities. It is managed by a dedicated team of educationists, academics, and social workers.

“Excellence in Leadership for Transformation” is the vision of college implying to produce a high-quality workforce capable of leading all professional and amateur sectors, thereby bringing about noticeable progressive changes for humanity and nation. The mission of the college is to impart quality education at an affordable cost and to establish the college as one of the excellent academic institutions of the country producing competent human resources. To materialize its vision in reality the college provides several scholarships for deserving students. Besides, the college provides freeships to the needy and meritorious students from marginalized and disadvantaged backgrounds, communities, and geographical locations.

The college has established well-equipped labs for the students of science, management, computer science, and humanities. The well-furnished, purposefully constructed classrooms enhance the teaching-learning process. The use of modern technologies such as projectors, computers, and mega screens in the pedagogical process makes this college better than any other educational institution. For the students of journalism and mass communication, the college has established an FM radio station (*Shweta Shardul* FM 93.6 MHz) to facilitate and bolster their confidence in a professional career.

Executive Summary

Under close coordination with departments and programs, the Report Preparation Team prepared the Annual Report 2076/077 of the college and was approved by the College Management Committee on 17th Asoj 2077. The report was prepared in four weeks with a rigorous study of institutional parameters. The major aspects of this report include academic, physical, financial, and social progress. Besides, the report also focuses on the analysis of strengths and weaknesses and the budgetary aspects in line with the Strategic Development Plan.

The general trend of student enrolment in the last three years (2074, 2075, and 2076) shows the steady progress of the college. The enrollment trend in the last three years shows a slight fluctuation in the number of students at Bachelor's and Master's levels. The data shows that 534 students got admission in 2074 and the number grew in 2075 with 598 and then peaked in 2076 with 746 students. However, the overall enrolment trend is in increasing order. Likewise,

**Madan Bhandari Memorial College**

the enrollment of girl students remains highest while Madhesi, EDJs, and Dalits are in few numbers over the past three years. Like the enrolment trend over the past three years, the passing trend of college students is also encouraging. The overall satisfactory progress of the pass number of students over the last three years remains as the number of pass students is increasing every year.

The graduate trend at the college is also encouraging. Every year, the number of graduates is increasing. In non-technical courses, female students are the majority of the graduates whereas, in technical courses like BCA and BScCSIT, the male students top the list. Among all categories, Dalits are the lowest to graduate and EDJs and Madhesi are in the middling position.

The financial condition of the college remains fairly sound. The general trend of income of the college shows that the main source of income is student fees. The income from this category shows that it has an increasing trend in every passing year. The recurrent expenses trend shows that it is steadily over the last three years. In a contrasting manner, the overall expenses remain fluctuating over the past three years.

The capital expenditure diagram shows that the sole focus of the college is on investment in major infrastructure development. Then the college spends a remarkable amount of money on enhancing the library and buying books, equipment, infrastructure development, and social welfare. However, the total expenditure on capital is dramatically rising, especially in the last fiscal year.

As the community college, the institution has established a very good community interaction with the local community in particular and wider national society in general. The college has many remarkable strong aspects while a few weaknesses as well. These aspects are clearly discussed in the SWOC analysis section.



1. Academic Progress

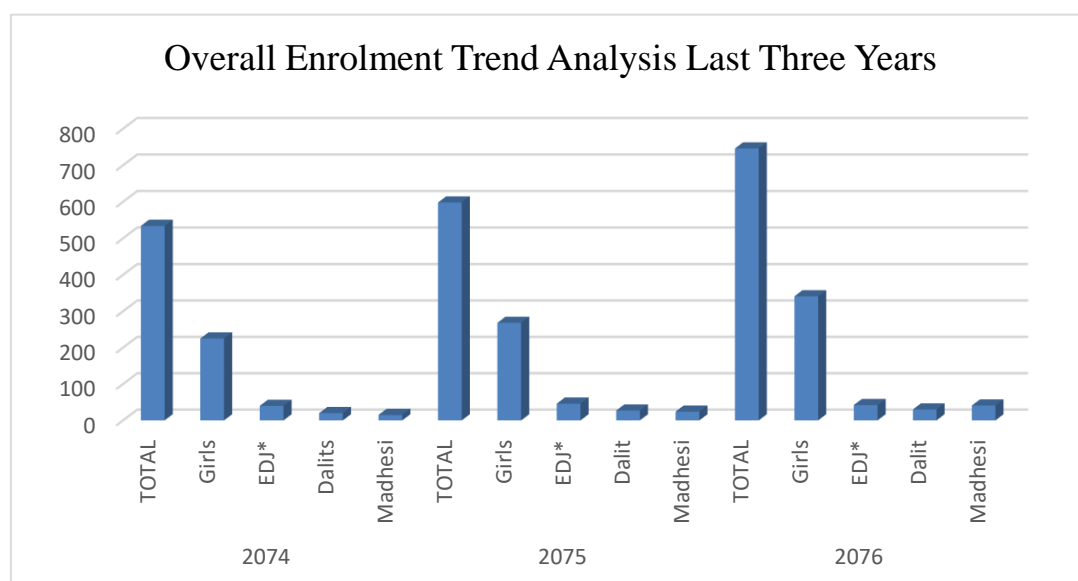
The academic progress section of this report presents an analysis of enrolment, pass number, and graduation number of students at Bachelor's and Master's Level in all faculties disaggregated by females and Dalits.

1.1 Enrolment

The enrolment progress section of this report presents an analysis of enrolment of students at Bachelor's and Master's Level in all faculties disaggregated by females and *Dalits*.

1.1.1 Overall Enrolment Trend Analysis Last Three Years

2074					2075					2076					Grand Total
TOTAL	Girls	EDJ*	Dalits	Madhesi	TOTAL	Girls	EDJ*	Dalit	Madhesi	TOTAL	Girls	EDJ*	Dalit	Madhesi	
534	225	40	20	15	598	268	46	27	24	746	341	42	30	41	1878



This diagram shows that the intake of students at Madan Bhandari Memorial College has been increasing every year stretching from 2074 to 2076 BS. Likewise, the enrollment of girl students has remained the highest while Madhesi and EDJs in the middle and Dalits are at the bottom.



Madan Bhandari Memorial College

1.1.2 Student Enrolment: Annual System 2074

Student Enrolment in Current F.Y.: 2074/075

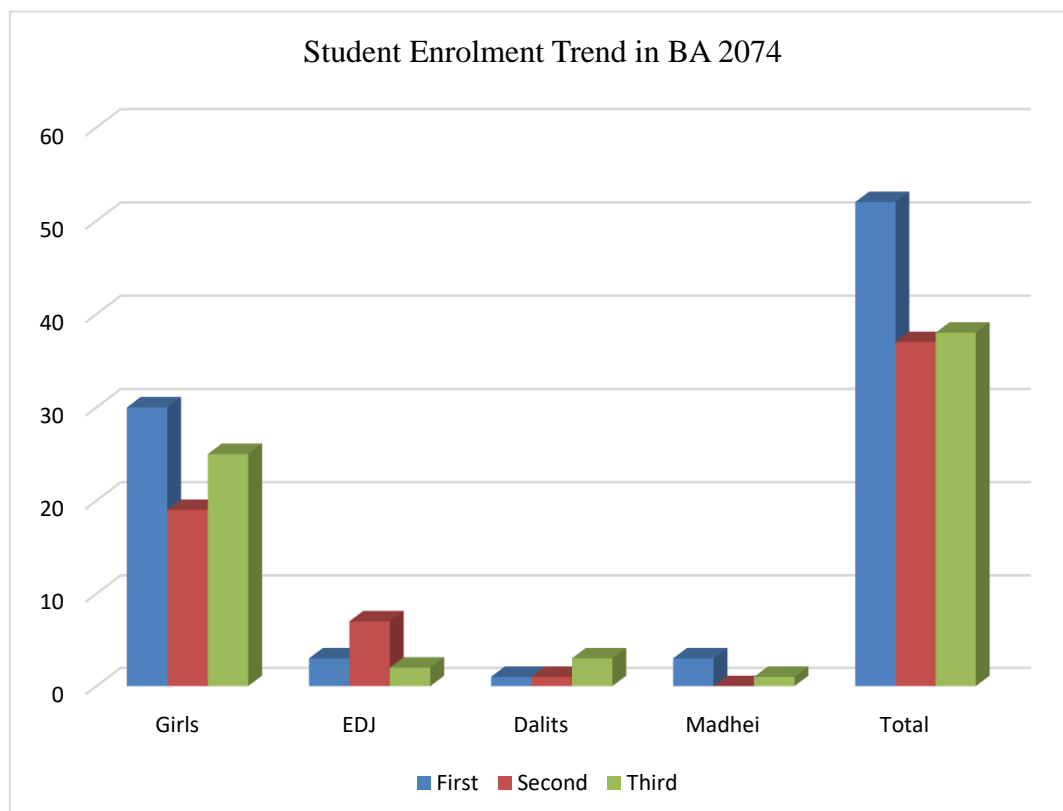
Program Name	First Year										Second Year										Third Year										Fourth-year										Grand Total (1+2+3 +4)
	TOTAL		Others*		EDJ*		Dalit		Madhesi		TOTAL		Others*		EDJ*		Dalit		Madhesi		TOTAL		Others*		EDJ*		Dalit		Madhesi												
	1	M	F	M	F	M	F	M	F	2	M	F	M	F	M	F	M	F	3	M	F	M	F	M	F	M	F	4	M	F	M	F	M	F							
BBS	76	32	20	7	2	4	6	2	3	45	15	20	4	1	2	1	1	1	44	9	28	3	2	0	0	1	1	28	12	13	0	1	1	1	0	0	193				
BA	52	21	24	1	2	0	1	0	3	37	15	14	3	4	0	1	0	0	38	11	21	1	1	1	2	0	1	-	-	-	-	-	-	-	-	127					
MA Soc	-	-	-	-	-	-	-	-	-	13	3	7	2	0	0	0	1	0	-	-	-	-	-	-	-	-	-	-	-	-	-	-	-	-	-	13					
Grand Sub Total	113	46	40	7	3	4	7	1	5	95	33	41	9	5	2	2	2	1	82	20	49	4	3	1	2	1	2	28	12	13	0	1	1	1	0	0	335				



Madan Bhandari Memorial College

1.1.3 Student Enrolment Trend in BA 2074

	Girls	EDJ	Dalits	Madhesi	Total
First	30	3	1	3	52
Second	19	7	1	0	37
Third	25	2	3	1	38



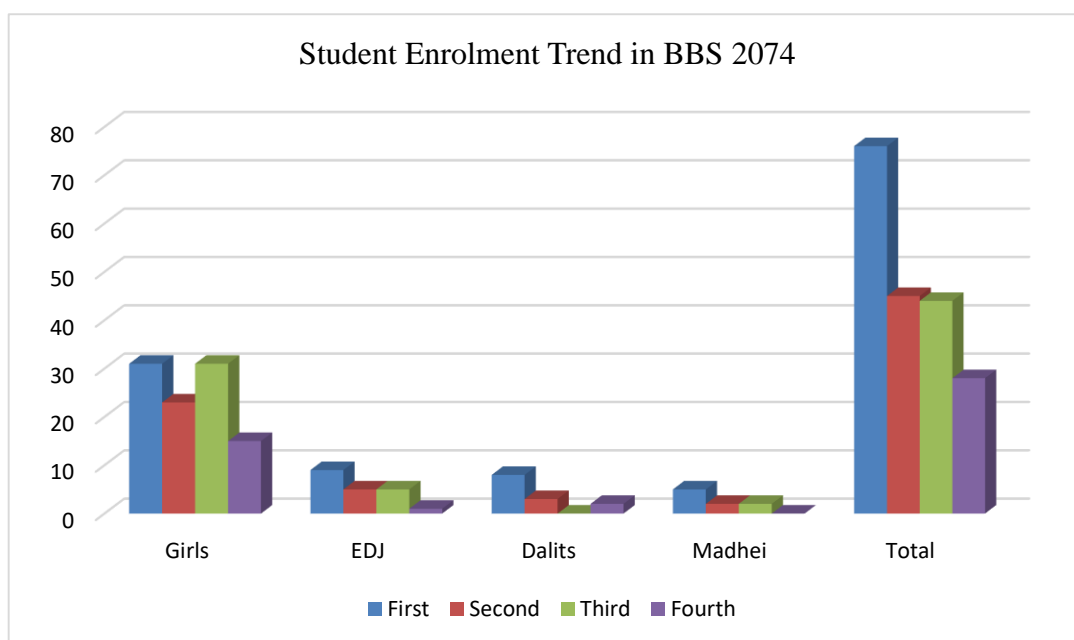
According to the general trend of this diagram, the girls dominate all three years in Bachelor of Arts. After the girls, EDJs show a significant presence in these academic years of BA. The first-year class seems to be heaviest of all in terms of enrollment.

1.1.4 Student Enrolment Trend in BBS 2074

	Girls	EDJ	Dalits	Madhesi	Total
First	31	9	8	5	76
Second	23	5	3	2	45
Third	31	5	0	2	44
Fourth	15	1	2	0	28



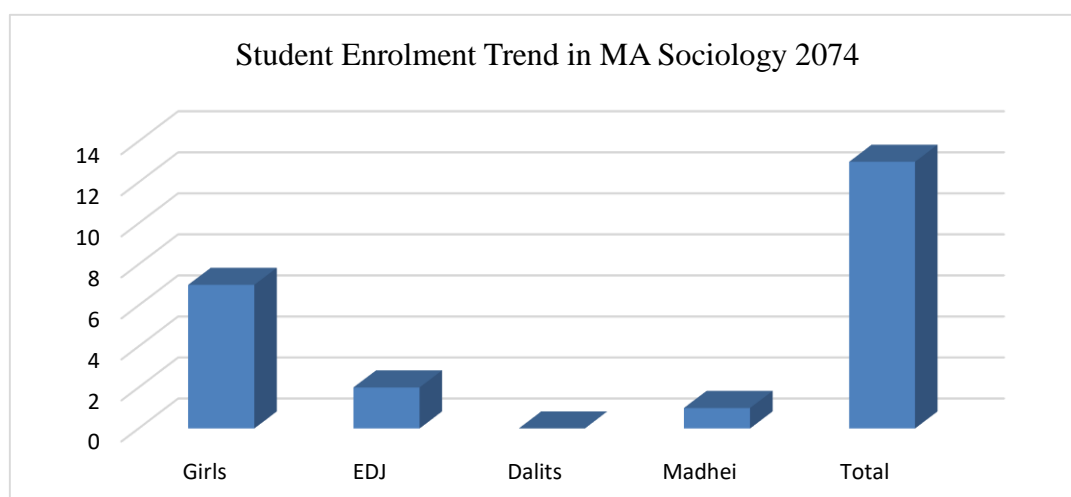
Madan Bhandari Memorial College



The general trend of this diagram is that the college has a progressive trend in terms of enrollment in BBS every passing year. It shows the Bachelor of Business Studies has been an attraction to the girls of the mainstream community. However, EDJs, Madhesi, and Dalits show their meager presence in the class.

1.1.5 Student Enrolment Trend in MA Sociology 2074

	Girls	EDJ	Dalits	Madhesi	Total
Second	7	2	0	1	13



The general trend of this diagram shows that the number of girls have dominated the class with their majority and are followed by EDJs and Madhesi. The diagram does not represent any Dalits.



Madan Bhandari Memorial College

1.1.6 Student Enrolment: Semester System 2074

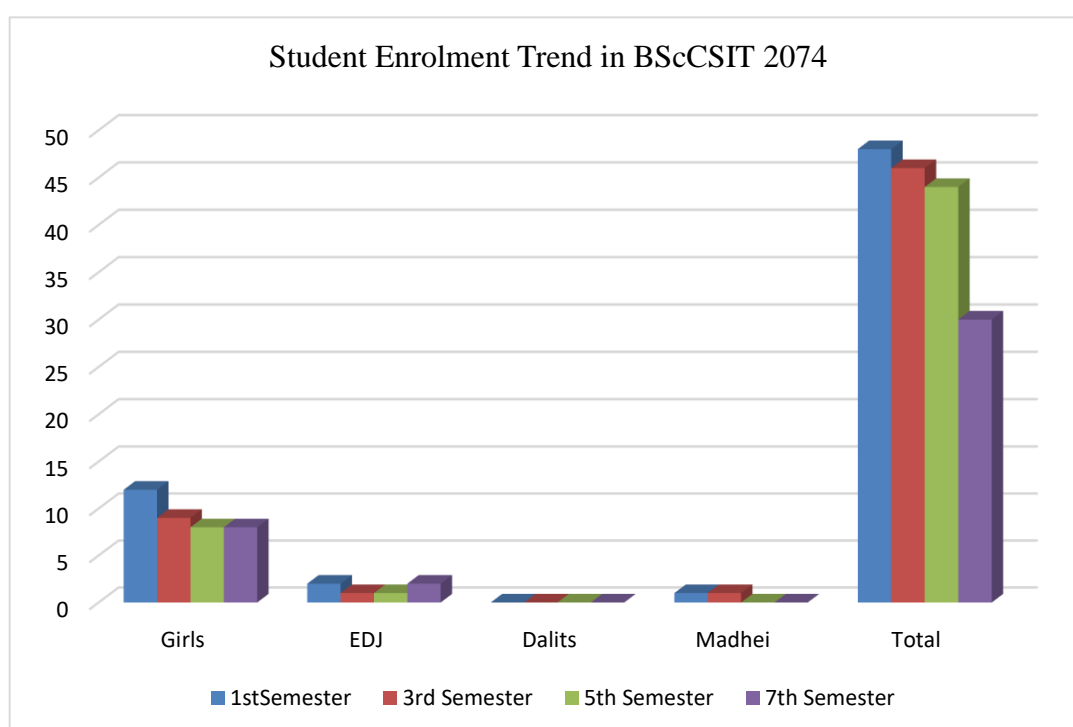
Student Enrolment In Current F.Y.: 2074/075															
Semester	Program Name : BS/CST					Program Name: MA JMC					Program Name: MA English				
	TOTAL (1)	GIRLS	EDJ*	Dalits	Madhesi	TOTAL (2)	GIRLS	EDJ*	Dalits	Madhesi	TOTAL (3)	GIRLS	EDJ*	Dalits	Madhesi
1 st Sem (a)	48	12	2	-	1	11	9	0	0	0	12	7	2	0	1
2 nd Sem (b)	-	-	-	-	-	-	-	-	-	-	-	-	-	-	-
3 rd Sem (c)	46	9	1	-	1	8	4	0	0	0	-	-	-	-	-
4 th Sem (d)	-	-	-	-	-	-	-	-	-	-	-	-	-	-	-
5 th Sem (e)	44	8	1	-	-										
6 th Sem (f)	-	-	-	-	-										
7 th Sem (g)	30	8	2	-	-										
8 th Sem (h)	-	-	-	-	-										
Grand Sub Total	168	37	6	0	2	19	13	0	0	0	12	7	2	0	1
															Grand Total (1+2+3+4)
															199



Madan Bhandari Memorial College

1.1.7 Student Enrolment Trend in BScCSIT 2074

	Girls	EDJ	Dalits	Madhesi	Total
1stSemester	12	2	0	1	48
3rd Semester	9	1	0	1	46
5th Semester	8	1	0	0	44
7th Semester	8	2	0	0	30



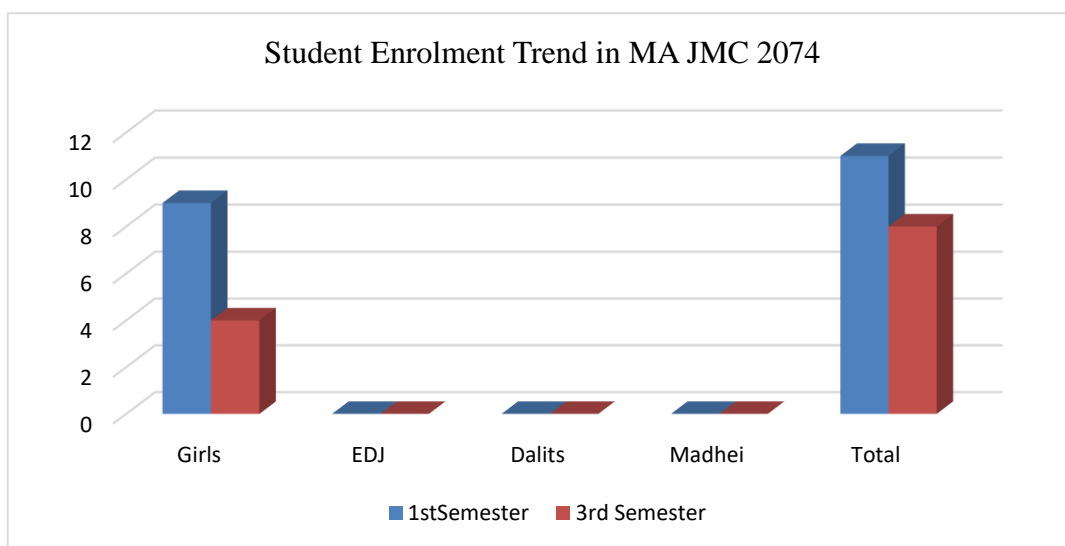
The diagram shows the number of boys dominate the class with their sheer numbers. However, every passing semester witnesses a slight increase in the number of girls. The students from Dalit communities do not show their presence in this technical education, while the presence of EDJs is in a state of fluctuation.

1.1.8 Student Enrolment Trend in MA JMC 2074

	Girls	EDJ	Dalits	Madhesi	Total
1stSemester	9	0	0	0	11
3rd Semester	4	0	0	0	8



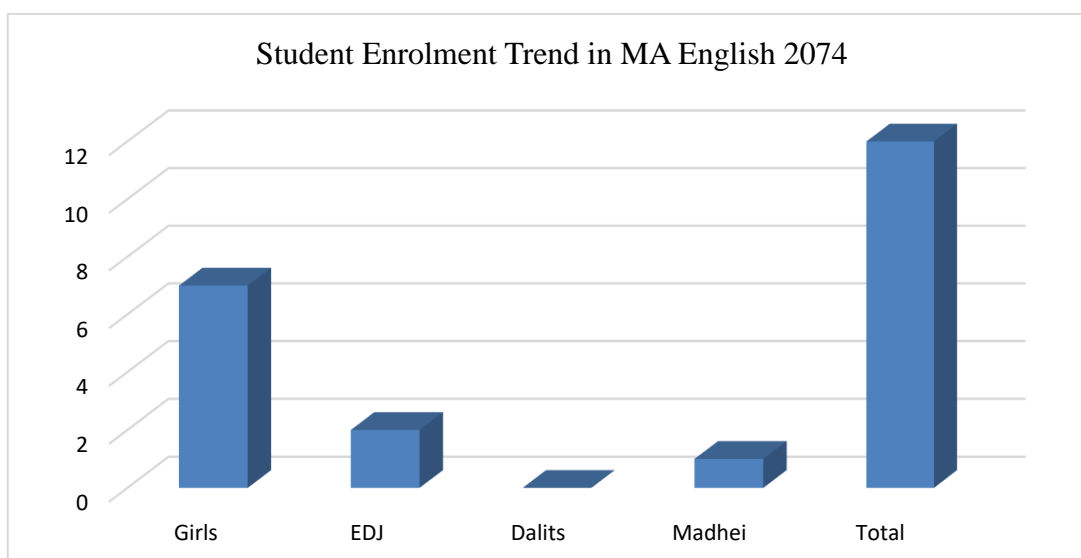
Madan Bhandari Memorial College



The diagram shows that girl students opt for journalism at the tertiary level at the college. The EDJs, Madhesis, and Dalits are conspicuous by their complete absence from both the semesters. The college also witnesses overall progress in enrollment in journalism at the Master's level.

1.1.9 Student Enrolment Trend in MA English 2074

	Girls	EDJ	Dalits	Madhesi	Total
1stSemester	7	2	0	1	12



According to the diagram shows that girl students opt for English in the Master's level at the college. The girl students are followed by EDJs and Madhesis, while Dalits are conspicuous by their complete absence.



Madan Bhandari Memorial College

1.1.10 Student Enrolment: Annual System 2075

Student Enrolment In Current F.Y.: 2075/076

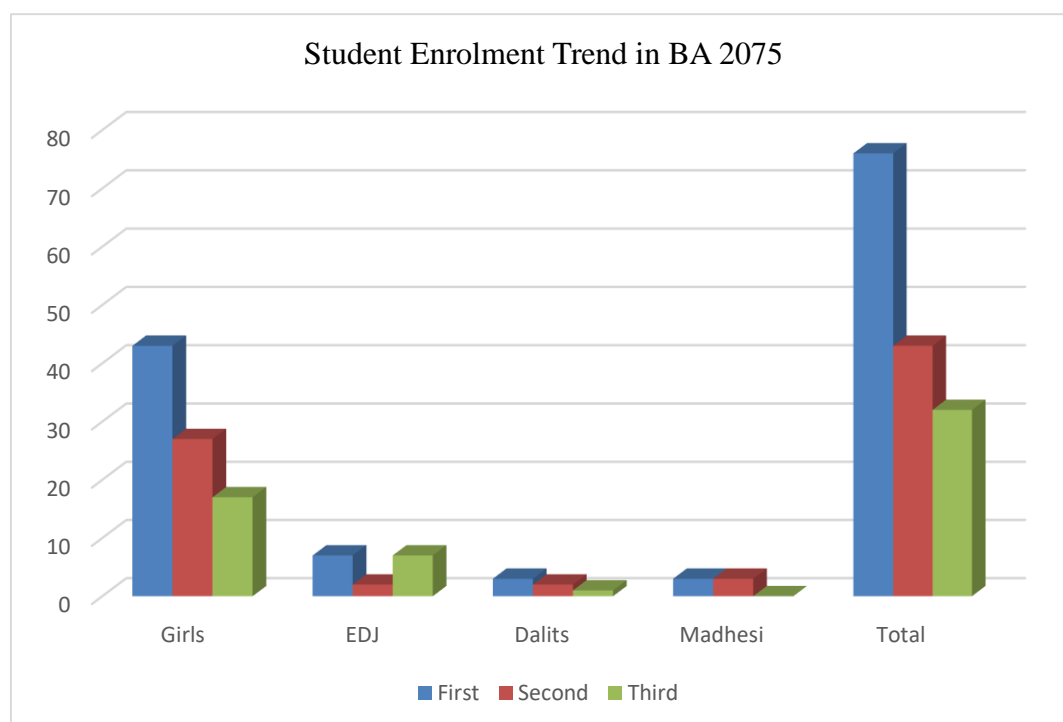
Program Name	First Year										Second Year										Third Year										Fourth Year										Grand Total (+2+3+4)
	TOTAL I	Others*		EDJ*		Dalit		Madhesi		TOTAL I 2	Others*		EDJ*		Dalit		Madhesi		TOTAL I 3	Others*		EDJ*		Dalit		Madhesi		TOTAL I 4	Others*		EDJ*		Dalit		Madhesi						
BBS	68	26	33	1	1	2	2	1	2	63	24	19	4	3	5	5	1	2	36	13	15	3	1	2	1	1	0	43	8	28	3	2	0	0	1	1	210				
BA	76	27	36	4	3	0	3	2	1	43	15	21	1	1	0	2	0	3	32	12	12	3	4	0	1	0	0	-	-	-	-	-	-	-	-	151					
Grand Sub Total	144	53	69	5	4	2	5	3	3	106	39	40	5	4	5	7	1	5	68	25	27	6	5	2	2	1	0	43	8	28	3	2	0	0	1	1	361				



Madan Bhandari Memorial College

1.1.11 Student Enrolment Trend in BA 2075

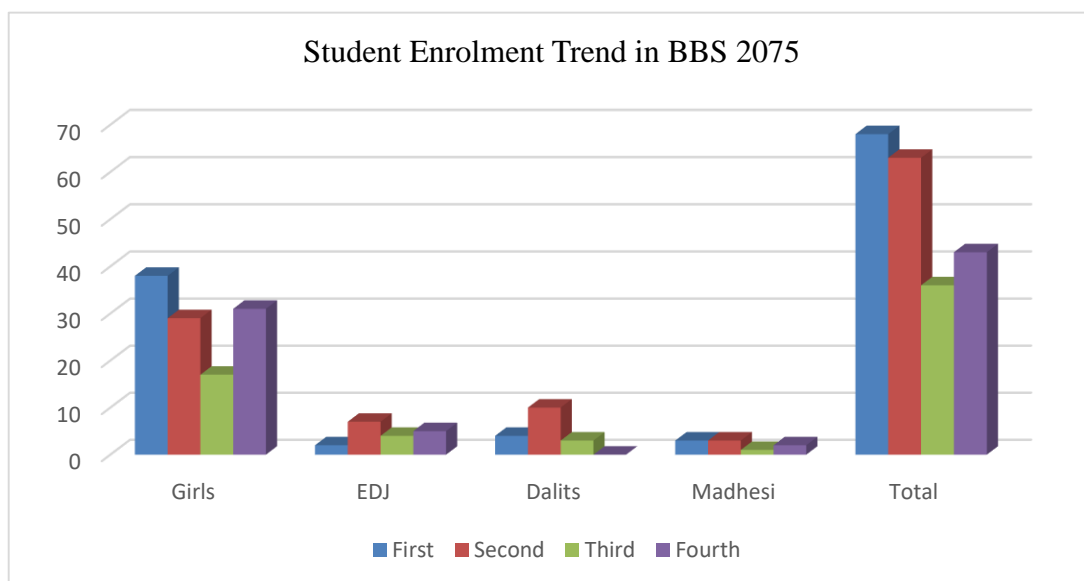
	Girls	EDJ	Dalits	Madhesi	Total
First	43	7	3	3	76
Second	27	2	2	3	43
Third	17	7	1	0	32



The above table shows that the girls dominate the EDJS, Dalits, and Madhesis in BA with their numbers 43, 27, 17 respectively in all three years. The number of girl students is followed by EDJs, while, the Dalits and Madhesis are the groups in minority.

1.1.12 Student Enrolment Trend in BBS 2075

	Girls	EDJ	Dalits	Madhesi	Total
First	38	2	4	3	68
Second	29	7	10	3	63
Third	17	4	3	1	36
Fourth	31	5	0	2	43

**Madan Bhandari Memorial College**

The above diagram shows the enrollment trend of BBS in college. It shows that the girl students have been in the majority in all three years. There is fluctuation in the admission trend of EDJs and Dalits while the Madhesi have been in the minority.



Madan Bhandari Memorial College

1.1.13 Student Enrolment: Semester System 2075

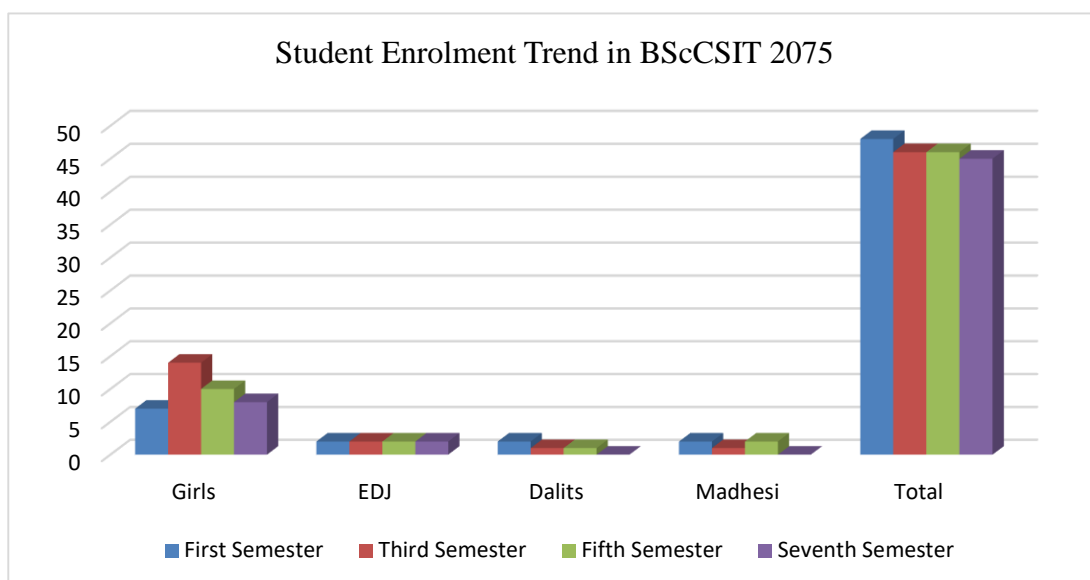
Student Enrolment In Current F. Y. : 2075/076																					Grand Total (1+2+3+4+5)					
Semester	Program Name : BScCSIT					Program Name: BCA					Program Name: MA JMC					Program Name: MA Sociology					Program Name: MA English					
	TOTA L-1	GRIL S	EDJ *	Dait s	Madhe si	TOTA L-2	GRIL S	EDJ *	Dait s	Madhe si	TOTA L-3	GRIL S	EDJ *	Dait s	Madhe si	TOTA L-4	GRIL S	EDJ *	Dait s	Madhe si	TOTA L	GRIL S	EDJ *	Dait s	Madhesi	
1 st Sem (a)	48	7	2	2	2	15	3	1	0	3	-	-	-	-	-	-	-	-	-	-	-	-	-	-	-	63
2 nd Sem (b)	-	-	-	-	-	-	-	-	-	-	10	5	0	0	1	11	8	1	0	0	-	-	-	-	-	21
3 rd Sem (c)	46	14	2	1	1	-	-	-	-	-	9	7	0	0	0	-	-	-	-	-	7	4	2	0	0	62
4 th Sem (d)	-	-	-	-	-																					-
5 th Sem (e)	46	10	2	1	2																					46
6 th Sem (f)	-	-	-	-	-																					-
7 th Sem (g)	45	8	2	0	0																					45
Grand Sub Total (a+c+e+g+) or (b+d+f+h+)	185	39	8	4	5	15	3	1	0	3	19	12	0	0	1	11	8	1	0	0	7	4	2	0	0	237



Madan Bhandari Memorial College

1.1.14 Student Enrolment Trend in BScCSIT 2075

	Girls	EDJ	Dalits	Madhesi	Total
First Semester	7	2	2	2	48
Third Semester	14	2	1	1	46
Fifth Semester	10	2	1	2	46
Seventh Semester	8	2	0	0	45



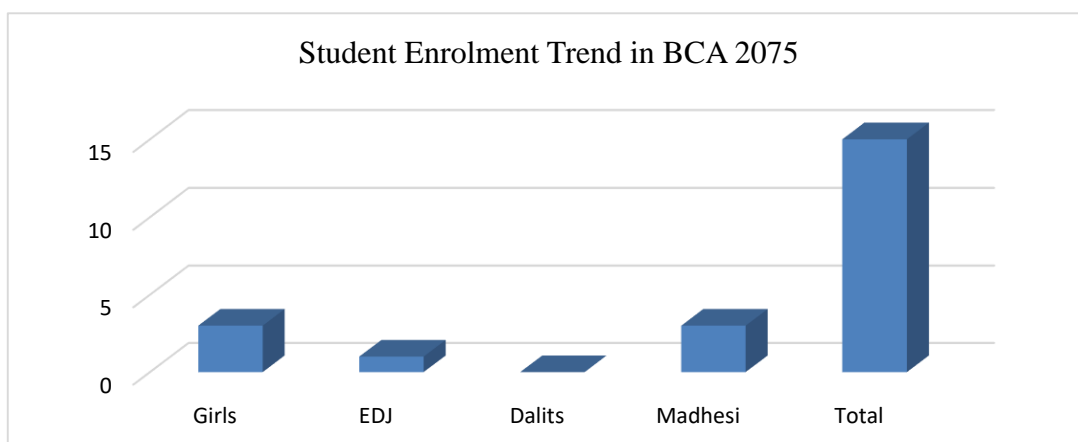
According to the above diagram, the girl students' admission has been remarkable in a different semester of BScCSIT. However, the EDJ, Dalit, and Madhesi students have been in the minority.

1.1.15 Student Enrolment Trend in BCA 2075

	Girls	EDJ	Dalits	Madhesi	Total
First Semester	3	1	0	3	15



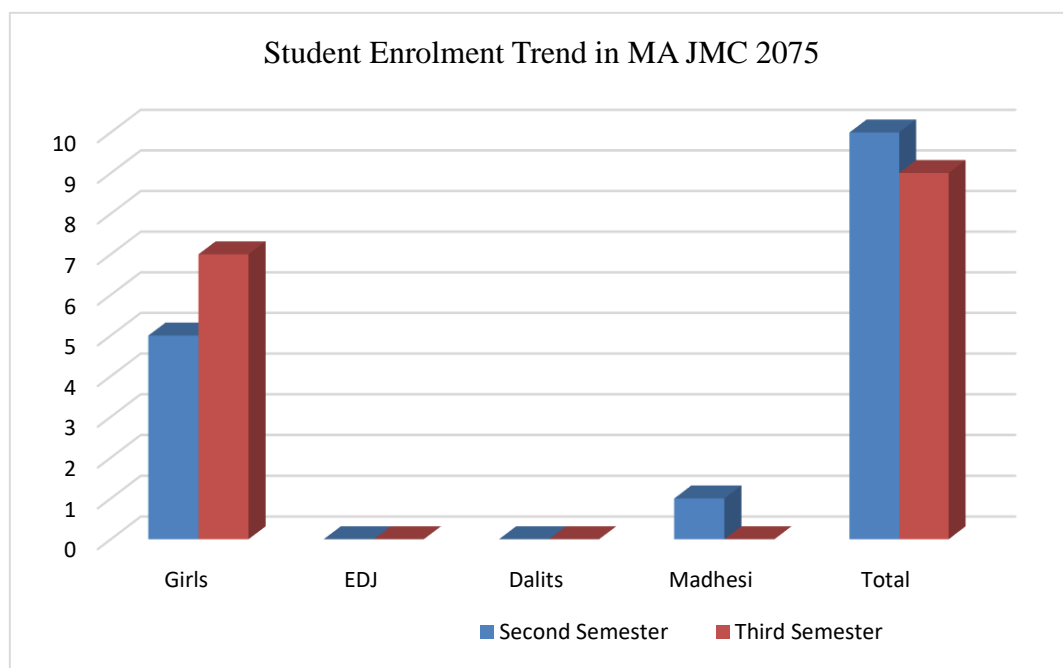
Madan Bhandari Memorial College



The college formally initiated the new applied program BCA in the faculty of Humanities and Social Science. The above diagram shows the admission trend of BCA in college. According to the diagram, the course has been an attraction for Girls and Madhesi students. Whereas, there is only one student from the EDJ group. The Dalits are absent.

1.1.16 Student Enrolment Trend in MA JMC 2075

	Girls	EDJ	Dalits	Madhesi	Total
Second Semester	5	0	0	1	10
Third Semester	7	0	0	0	9

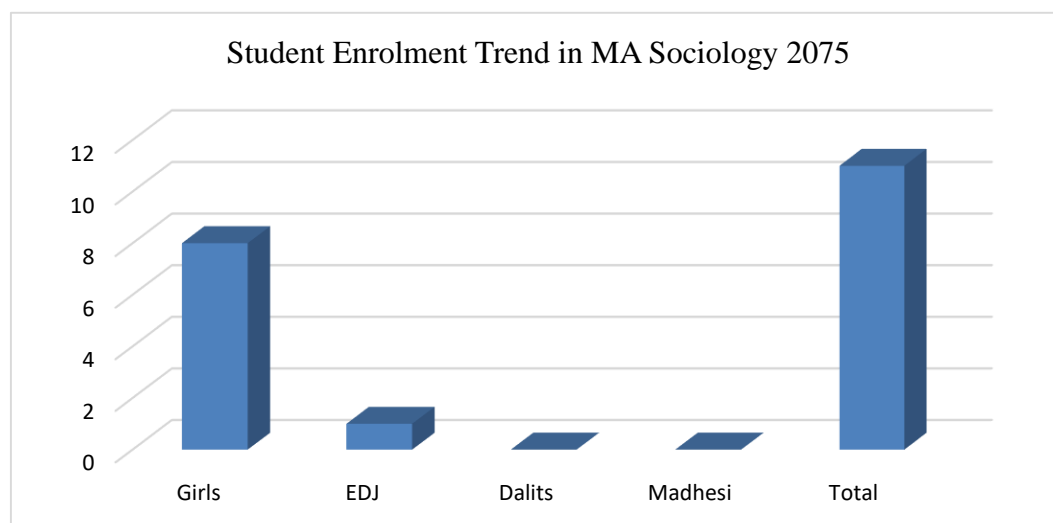


**Madan Bhandari Memorial College**

The above diagram shows that the girls and the Madhesi students have been enrolled to study MA JMC in the college. The number of girls outnumbers the other groups. There are no students from EDJ and Dalit.

1.1.17 Student Enrolment Trend in MA Sociology 2075

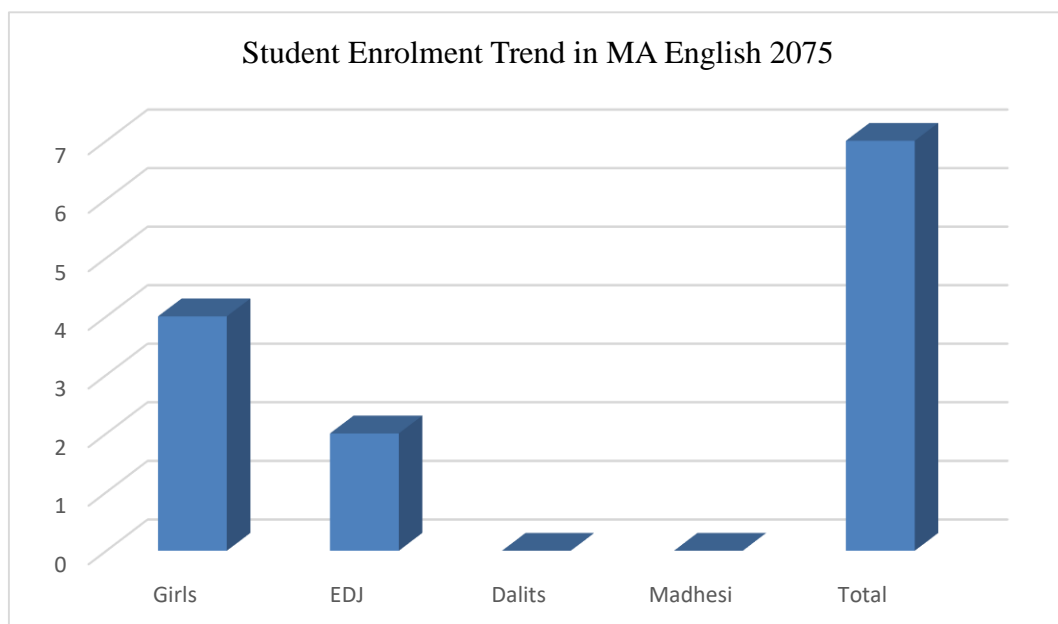
	Girls	EDJ	Dalits	Madhesi	Total
Second Semester	8	1	0	0	11



The general admission trend shows that there is a majority of girl students admitted to study Sociology in MA followed by the EDJ group, while the Dalit and Madhesi have remained non-present.

1.1.18 Student Enrolment Trend in MA English 2075

	Girls	EDJ	Dalits	Madhesi	Total
Third Semester	4	2	0	0	7

**Madan Bhandari Memorial College**

The above diagram depicts the admission trend of students in MA English in the college. It shows only girls and EDJs have been admitted where the number of girls is more than EDJs. The other groups have been absent.



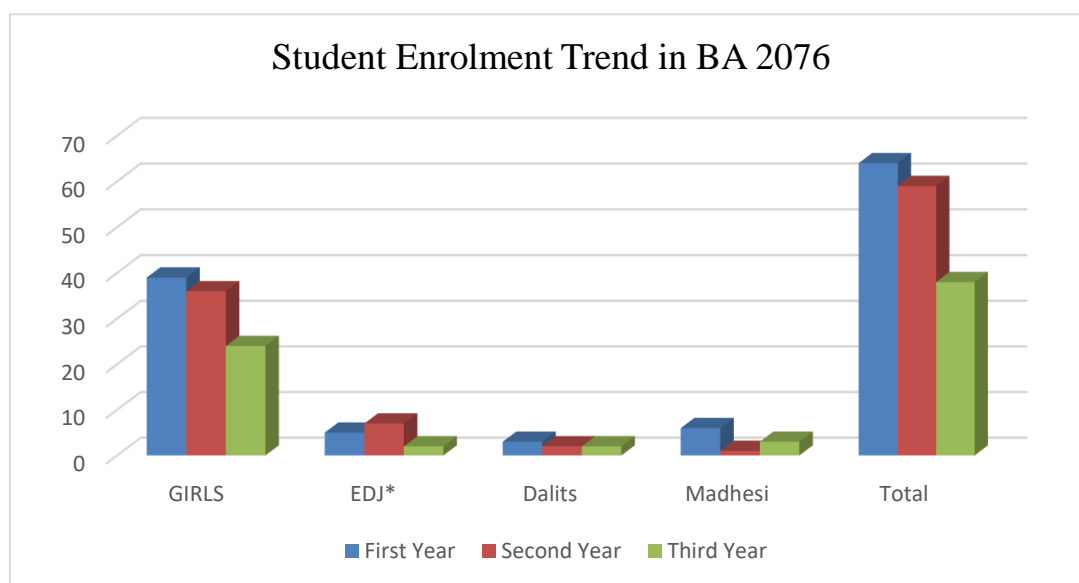
1.1.19 Student Enrolment: Annual System 2076

Student Enrolment In Current F.Y.: 2076/077

Program Name	First Year					Second Year					Third Year					Fourth Year					Grand Total (1+2+3+4)
	Total-1	GIRLS	EDJ*	Dalits	Madhesi	Total-2	GIRLS	EDJ*	Dalits	Madhesi	Total-3	GIRLS	EDJ*	Dalits	Madhesi	Total-4	GIRLS	EDJ*	Dalits	Madhesi	
BA	64	39	5	3	6	59	36	7	2	1	38	24	2	2	3	-	-	-	-	-	165
BBS	93	45	5	2	7	50	33	1	2	1	50	26	4	10	3	33	15	3	2	1	215
Grand Sub Total	157	84	10	5	13	109	69	7	4	2	88	50	6	12	6	33	15	3	2	1	387

**1.1.20 Student Enrolment Trend in BA 2076**

	GIRLS	EDJ*	Dalits	Madhesi	Total
First Year	39	5	3	6	64
Second Year	36	7	2	1	59
Third Year	24	2	2	3	38

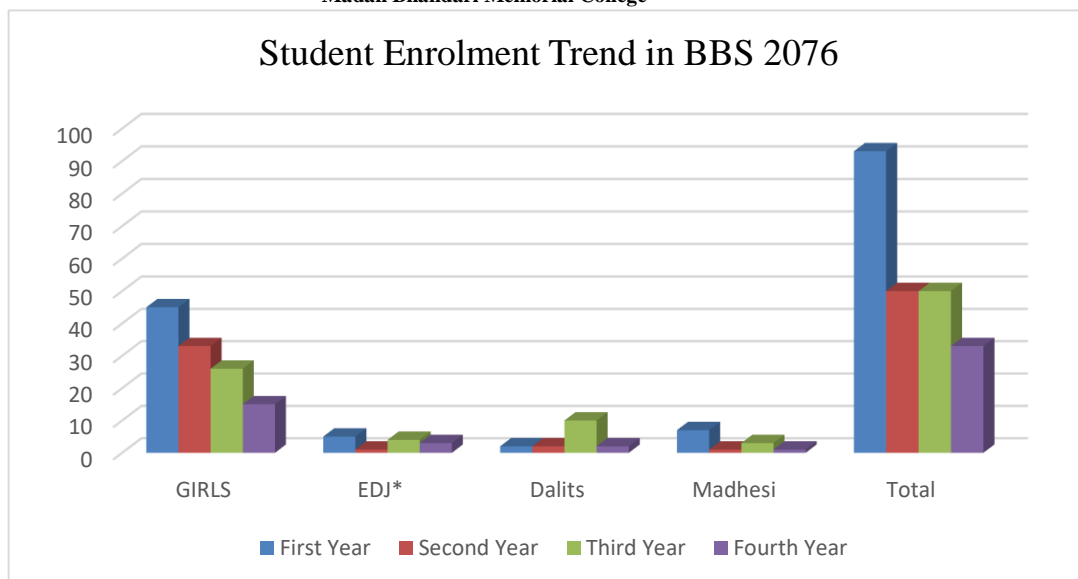


This diagram shows that most of the girls have chosen to study the courses in Humanities as they figure out the dominant majority in BA in 2076. The lowest number of students studied in the third year. Dalits are the most marginalized groups in terms of their number in the same year.

1.1.21 Student Enrolment Trend in BBS 2076

	GIRLS	EDJ*	Dalits	Madhesi	Total
First Year	45	5	2	7	93
Second Year	33	1	2	1	50
Third Year	26	4	10	3	50
Fourth Year	15	3	2	1	33

Madan Bhandari Memorial College



This diagram shows that like the BA program, most of the girls have chosen to study the courses in Management. The highest number of girl students are enrolled in 2076. The lowest number of girl students studied in the fourth year. EDJs, Madhesis, and Dalits are the most marginalized groups in terms of their number in the same year.



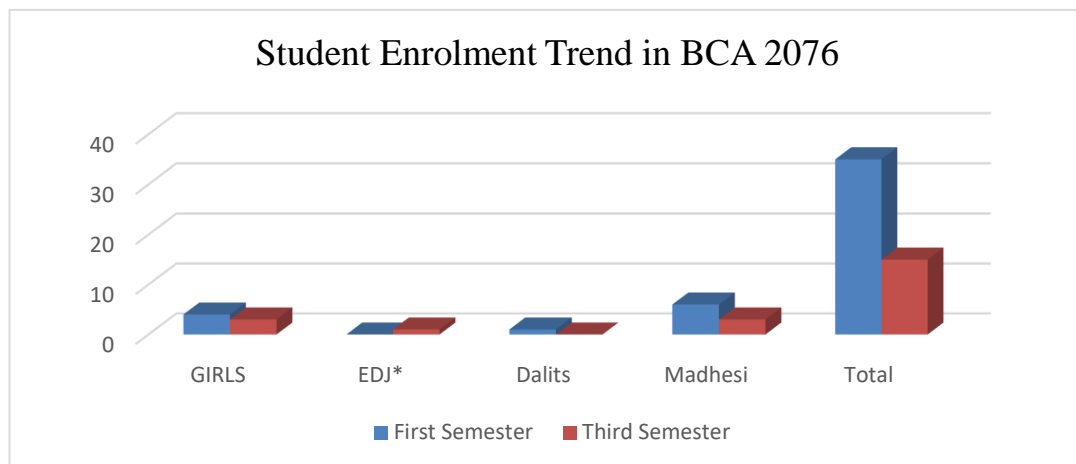
Madan Bhandari Memorial College

1.1.22 Student Enrolment: Semester System 2076

Student Enrolment In Current F.Y: 2076/077																Grand Total (1+2+3+4+5+6)															
Semester	Program Name : BScCST					Program Name: BCA					Program Name: MA JMC						Program Name: MA Sociology					Program Name: MA English									
	TOTAL (1)	GIRLS	EDJ*	Dalits	Madhesi	TOTAL (2)	GIRLS	EDJ*	Dalits	Madhesi	TOTAL (3)	GIRLS	EDJ*	Dalits	Madhesi		TOTAL (4)	GIRL S	EDJ*	Dalits	Madhesi	TOTAL (5)	GIRL S	EDJ*	Dalits	Madhesi	TOTAL (6)	GIRL S	EDJ*	Dalits	Madhesi
1 st Sem (a)	48	15	1	0	2	35	4	0	1	6	44	28	3	0	0	3	1	0	0	0	0	29	17	4	1	0	16	7	0	0	0
2 nd Sem (b)	-	-	-	-	-	-	-	-	-	-	-	-	-	-	-	7	4	0	0	0	-	-	-	-	-	8	3	0	0	2	
3 rd Sem (c)	48	7	2	2	2	15	3	1	0	3						-	-	-	-	-	-	-	-	-	-	-	-	-	-	-	
4 th Sem (d)	-	-	-	-	-	-	-	-	-	-						9	5	0	0	1	5	5	1	0	0						
5 th Sem (e)	46	14	2	1	1											-	-	-	-	-	-	-	-	-	-						
6 th Sem (f)	-	-	-	-	-																										
7 th Sem (g)	46	10	2	2	2																										
8 th Sem (h)	-	-	-	-	-																										
Grand Sub Total (a++c++e++g++i) Or (b+d+f+h+i)	188	46	7	5	7	50	7	1	1	9	44	28	3	0	0	19	10	0	0	1	34	22	5	1	0	24	10	0	0	2	

**1.1.23 Student Enrolment Trend in BCA 2076**

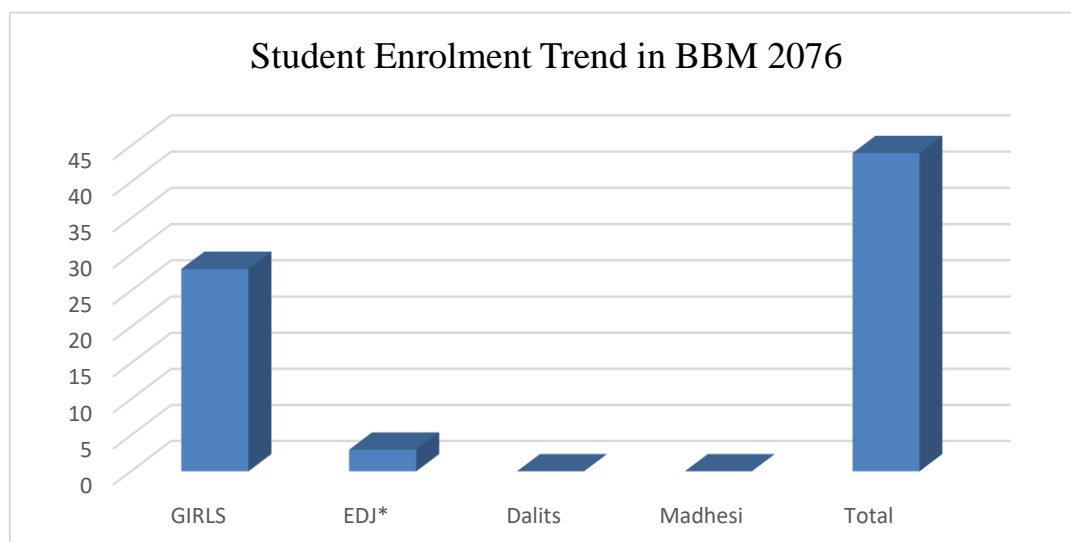
	GIRLS	EDJ*	Dalits	Madhesi	Total
First Semester	4	0	1	6	35
Third Semester	3	1	0	3	15



The above diagram shows that the first semester has a higher intake of students than the previous year. It shows there are only a few girl students in the class. EDJ, Dalits, and Madhesi are very small in number.

1.1.24 Student Enrolment Trend in BBM 2076

	GIRLS	EDJ*	Dalits	Madhesi	Total
First Semester	28	3	0	0	44



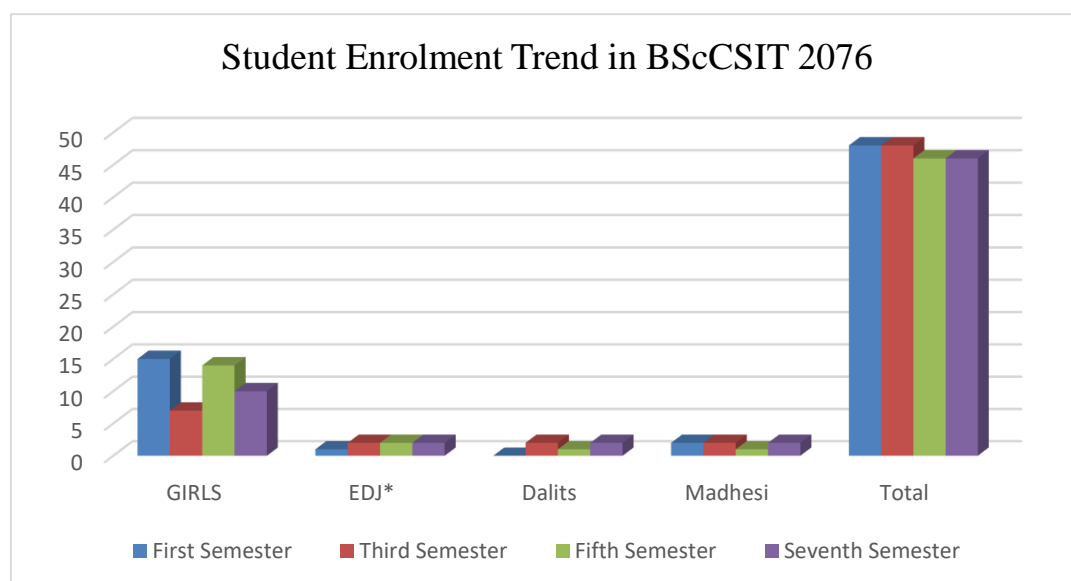


Madan Bhandari Memorial College

The college initiated to introduce new applied programs in the faculty of management as the BBM program. The above diagram shows that the first semester of BBM has a full flagged intake of students and girl students are in majority. It shows there is a small number of EDJs and Dalits, and Madhesi are not enrolled in BBM.

1.1.25 Student Enrolment Trend in BScCSIT 2076

	GIRLS	EDJ*	Dalits	Madhesi	Total
First Semester	15	1	0	2	48
Third Semester	7	2	2	2	48
Fifth Semester	14	2	1	1	46
Seventh Semester	10	2	2	2	46



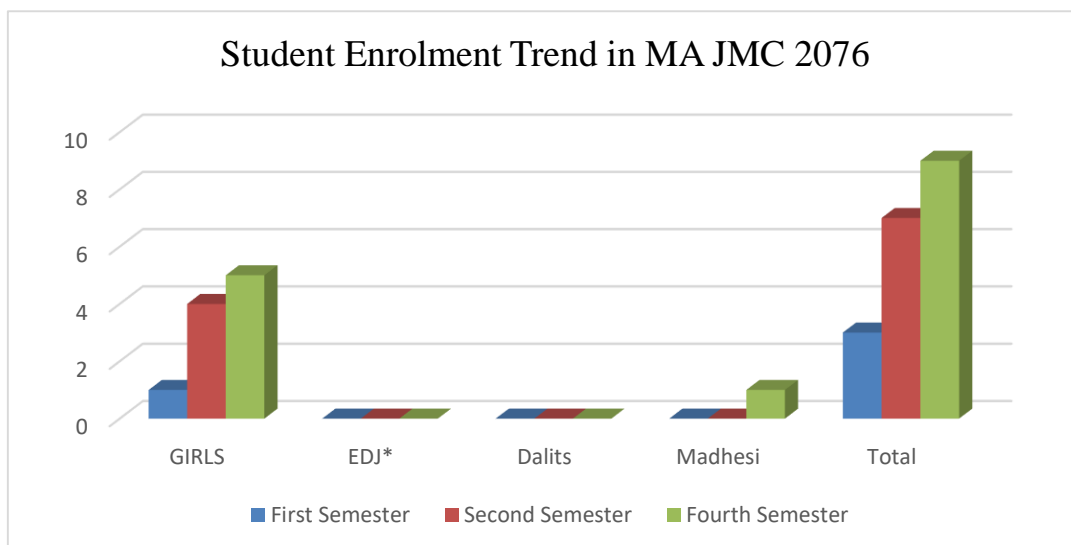
The general trend of this diagram depicts that most of the students who are attracted to study technical education are from the mainstream community. After the boys, girls are the second largest group. Whereas, EDJs and Madhesi showed their meager presence in the class while there were no Dalits in the classroom of 2076 in BScCSIT.

1.1.26 Student Enrolment Trend in MA JMC 2076

	GIRLS	EDJ*	Dalits	Madhesi	Total
First Semester	1	0	0	0	3
Second Semester	4	0	0	0	7
Fourth Semester	5	0	0	1	9



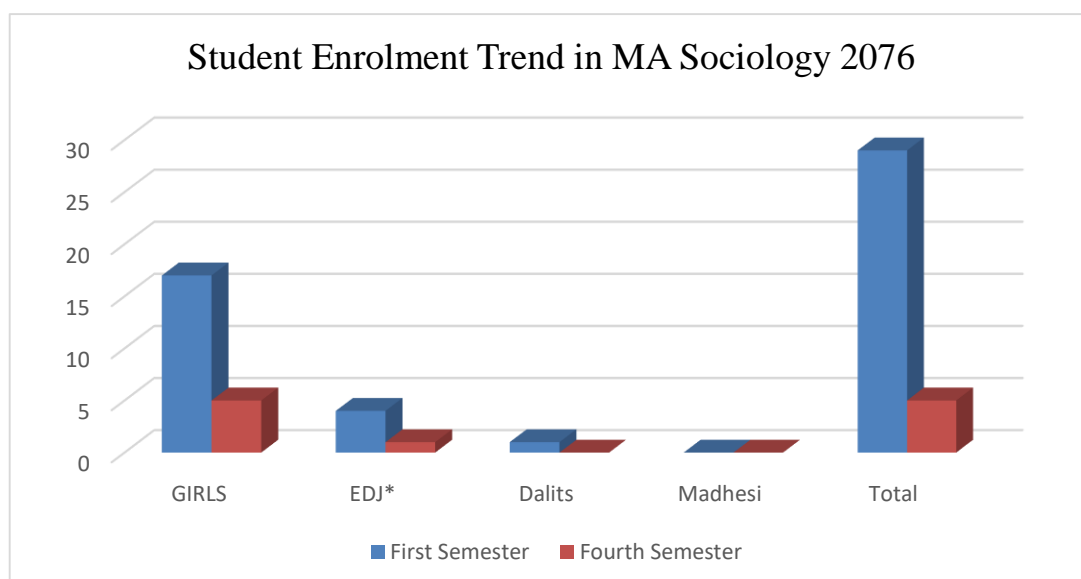
Madan Bhandari Memorial College



In the post-graduate classes of the general education stream, girls have shown a higher presence. While EDJs show a little presence, Dalit and Madhesi are non-existent. The overall trend of MA JMC enrollment is fluctuating.

1.1.27 Student Enrolment Trend in MA Sociology 2076

	GIRLS	EDJ*	Dalits	Madhesi	Total
First Semester	17	4	1	0	29
Fourth Semester	5	1	0	0	5

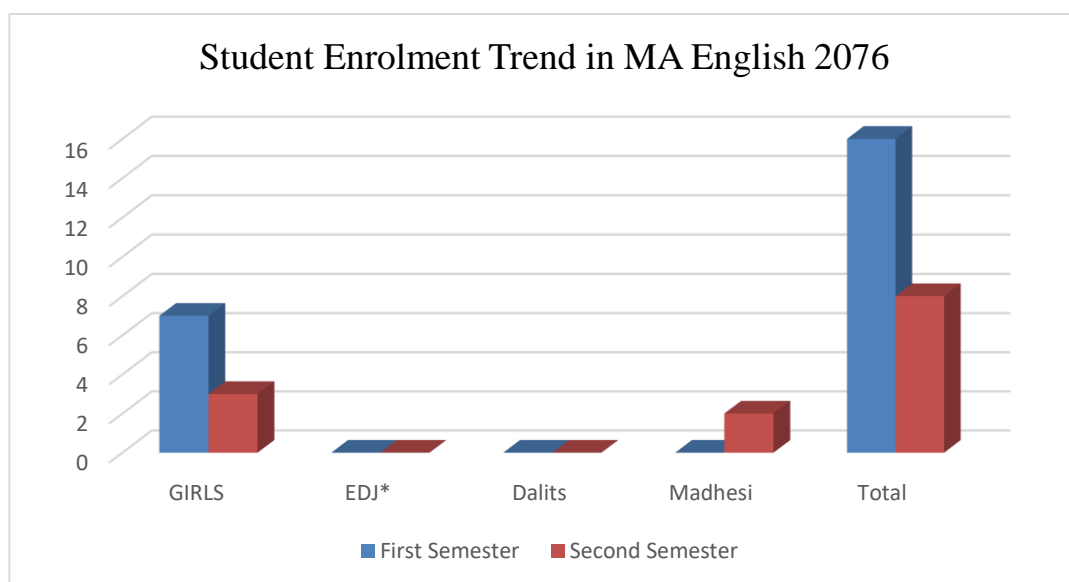




The above diagram shows that the first semester of MA sociology has a higher intake of students than in previous years. It shows there are the majority of girl students in the class. EDJs and Dalits are present with small numbers and Madhesi are non-existent.

1.1.28 Student Enrolment Trend in MA English 2076

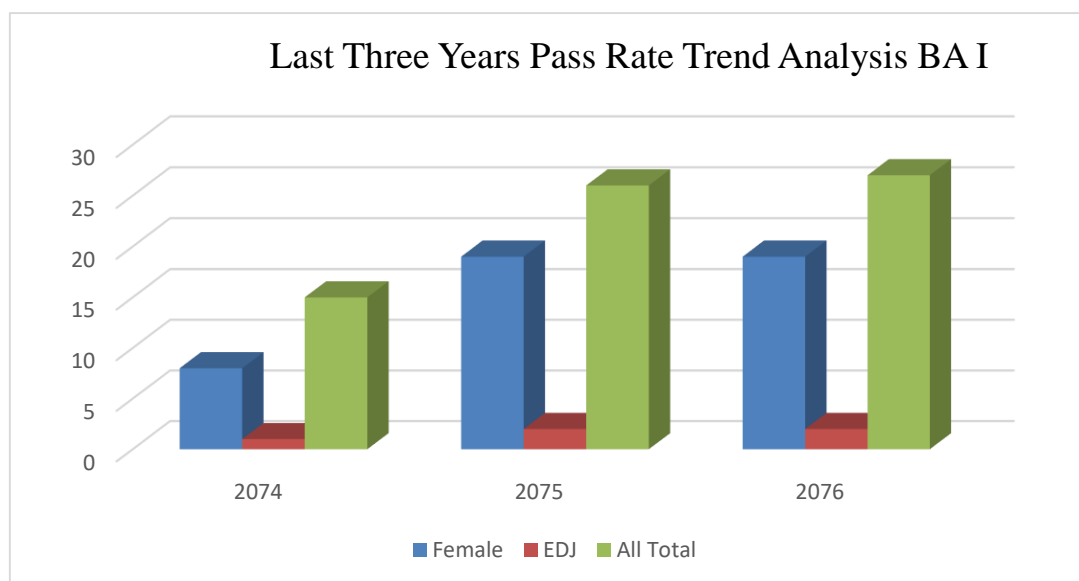
	GIRLS	EDJ*	Dalits	Madhesi	Total
First Semester	7	0	0	0	16
Second Semester	3	0	0	2	8



The above diagram shows that the first semester of MA English has the highest intake of students than in the previous years. It shows there are remarkable numbers of girl students in the class. EDJ, Dalits, and Madhesi are non-existent.

**1.2 Pass Rate Trend Analysis****1.2.1 Last Three Years Pass Rate Trend Analysis BA I**

	2074	2075	2076
Female	8	19	19
EDJ	1	2	2
All Total	15	26	27

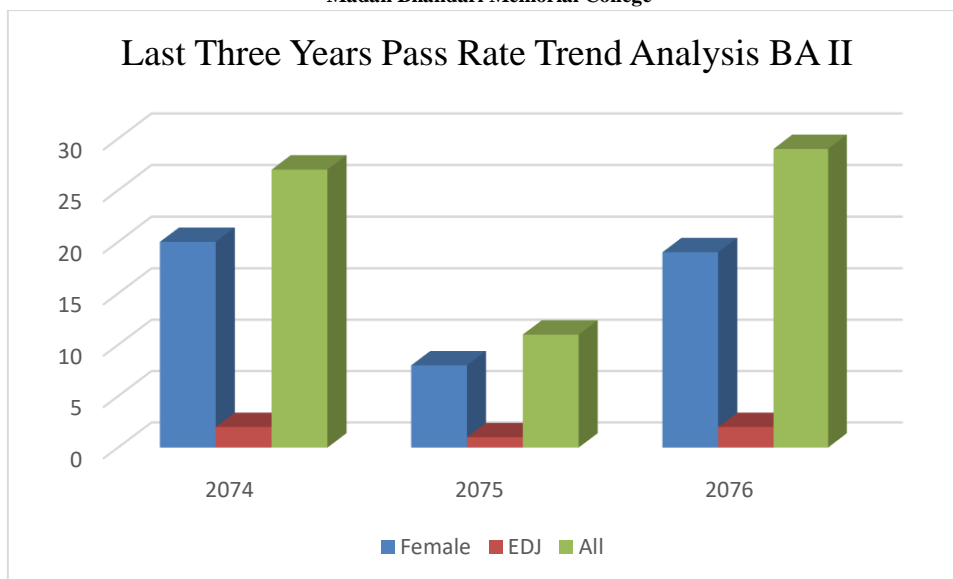


This diagram shows the gradual increasing trends in the three progressive years. The girl students are seen as the sincerest ones in studies. In 2076, the pass rate peaked in contrast to the previous year marking the highest number of pass students. The pass trend of EDJs remains very small in number.

1.2.2 Last Three Years Pass Rate Trend Analysis BA II

	2074	2075	2076
Female	20	8	19
EDJ	2	1	2
All	27	11	29

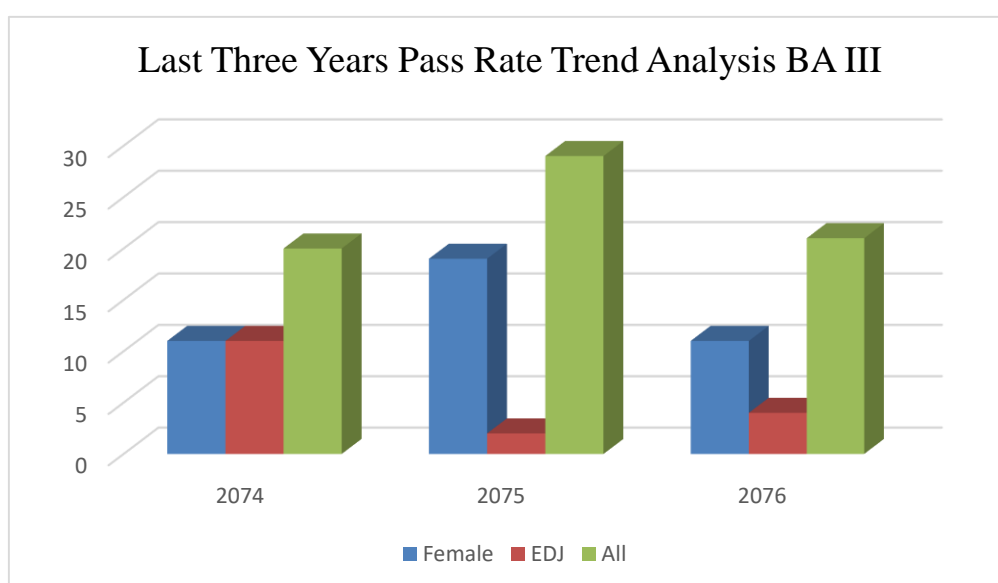
Madan Bhandari Memorial College



This diagram shows the fluctuation in the number of pass students in the last three years. The number of passing students peaked in 2074 and again the number has fallen sharply in the year 2075 while the number of passing students are increased in the year 2076. The overall progress shows the steady progress of the class.

1.2.3 Last Three Years Pass Rate Trend Analysis BA III

	2074	2075	2076
Female	11	19	11
EDJ	11	2	4
All	20	29	21

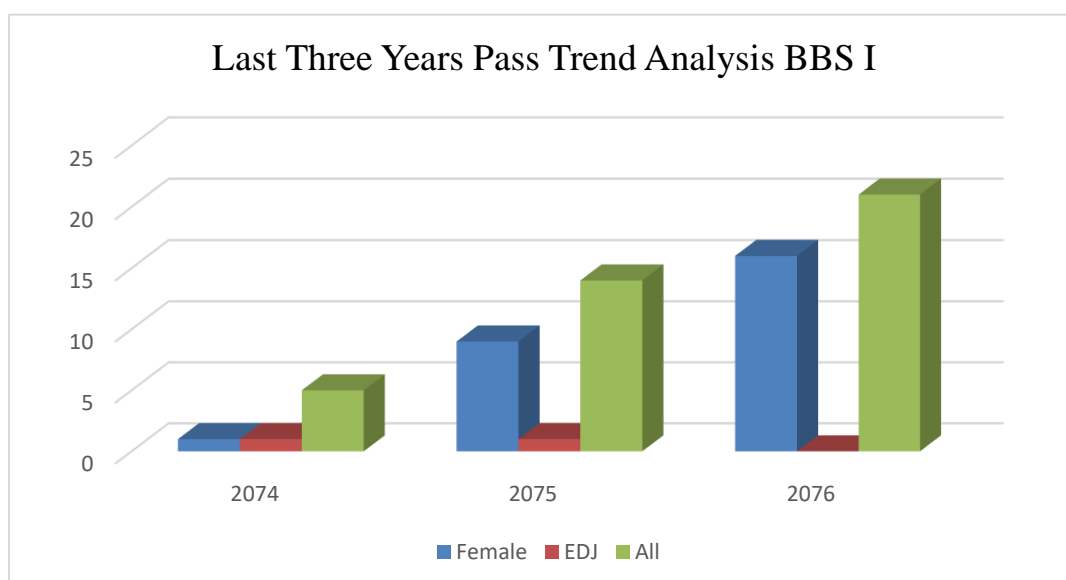


**Madan Bhandari Memorial College**

This diagram shows a slight fluctuation in the overall number of pass students in the past three years. Apparently, the pass number of girl students is steadily rising from 2074 to 2075. The overall pass number of girl students peaked in 2075 while it witnessed a rise of EDJ students' pass number in 2074.

1.2.4 Last Three Years Pass Trend Analysis BBS I

	2074	2075	2076
Female	1	9	16
EDJ	1	1	0
All	5	14	21



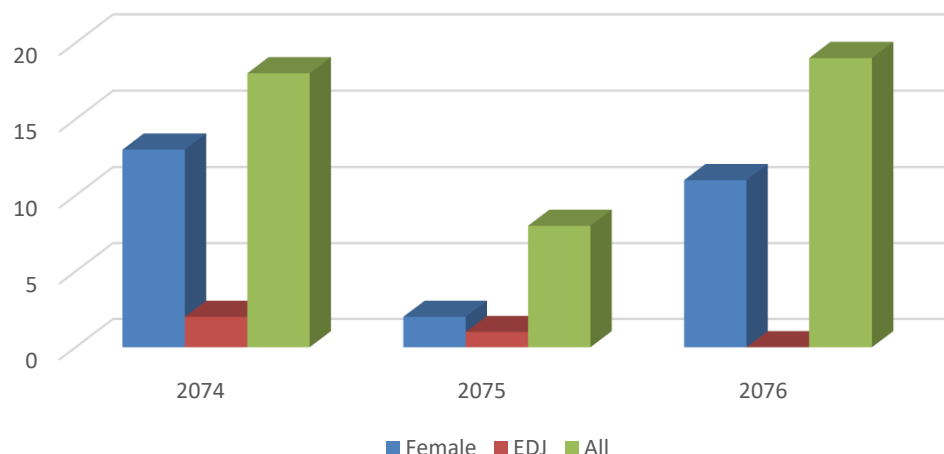
This diagram shows a straight increasing trend of pass students over the last three years. The number of passing girl students has remained peak in the years 2076 and whereas, students belong to EDJs are non-existent.

1.2.5 Last Three Years Pass Trend Analysis BBS II

	2074	2075	2076
Female	13	2	11
EDJ	2	1	0
All	18	8	19

Madan Bhandari Memorial College

Last Three Years Pass Trend Analysis BBS II

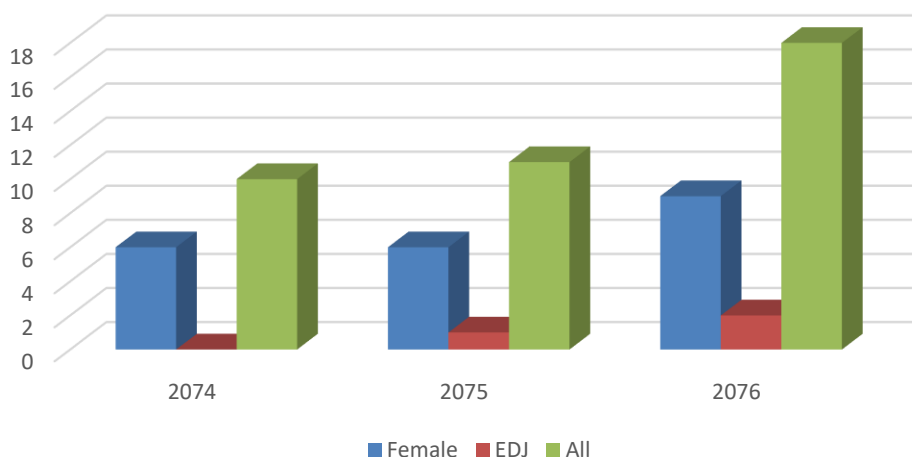


The diagram shows the fluctuation in the number of pass students from 2074 to 2076. Among them, the girl students take the lead in the year 2074 and 2076. The number of EDJs remains low in contrast to the other categories in every passing year. The year 2075 witnesses a considerable fall in the number of pass students.

1.2.6 Last Three Years Pass Trend Analysis BBS III

	2074	2075	2076
Female	6	6	9
EDJ	0	1	2
All	10	11	18

Last Three Years Pass Trend Analysis BBS III

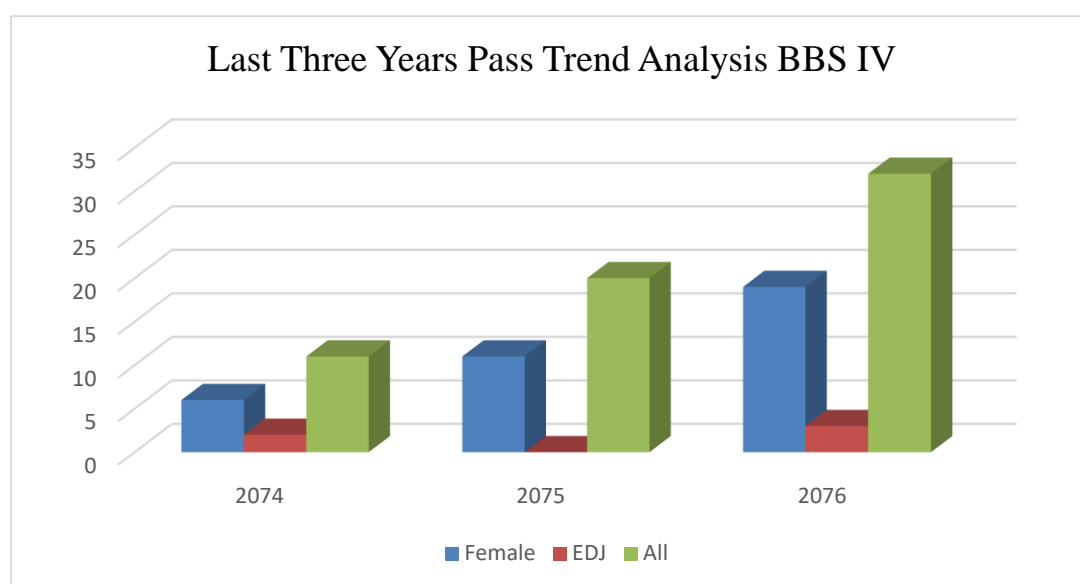




The pass trend of BBS III in the last three years reveals regular increments in the pass rate. The trend reveals that the passing number of girl students and EDJ students are in increasing order.

1.2.7 Last Three Years Pass Trend Analysis BBS IV

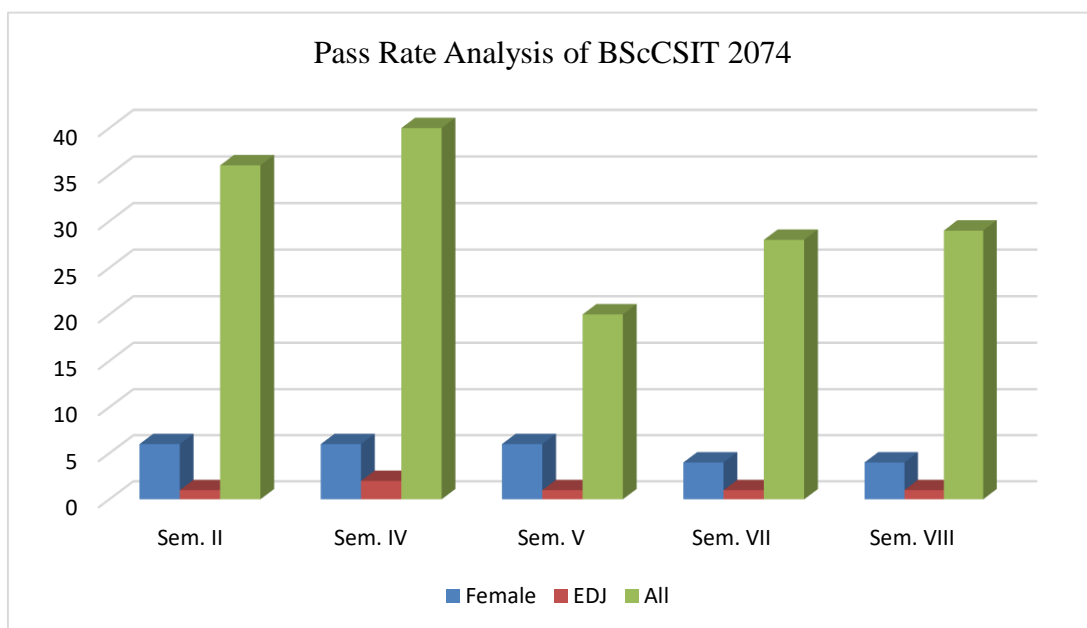
	2074	2075	2076
Female	6	11	19
EDJ	2	0	3
All	11	20	32



This diagram shows encouraging progress in the number of pass students in 2074, 2075, and 2076. Passing the number of girl students are increased in these consecutive years. However, the number of EDJs has fallen each year 2075 and increased in 2076.

1.2.8 Pass Rate Analysis of BScCSIT 2074

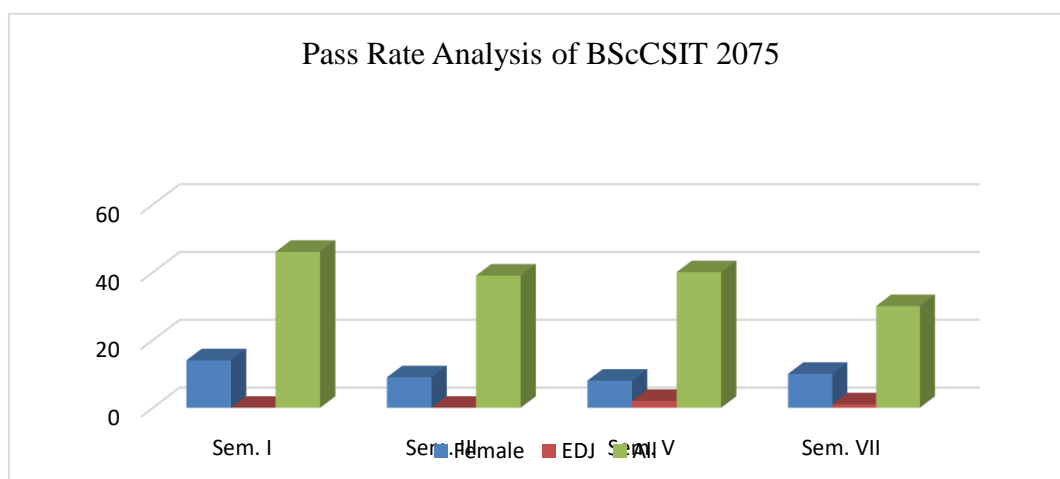
	Sem. II	Sem. IV	Sem. V	Sem. VII	Sem. VIII
Female	6	6	6	4	4
EDJ	1	2	1	1	1
All	36	40	20	28	29



The diagram shows the pass number of girl students has remained constant in three consecutive semesters second fourth, fifth respectively. Whereas, the number pass students of the EDJ group has been too little. The boys lead every semester in terms of their numbers.

1.2.9 Pass Rate Analysis of BScCSIT 2075

	Sem. I	Sem. III	Sem. V	Sem. VII
Female	14	9	8	10
EDJ	0	0	2	1
All	46	39	40	30

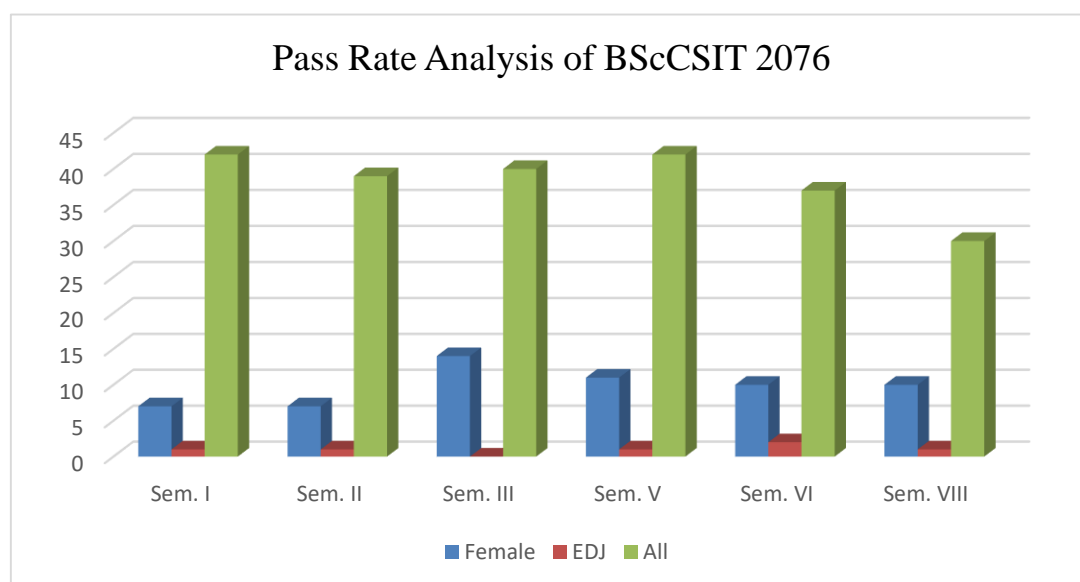




According to the above diagram, the pass number of girl students has been declining each semester from first to fifth, however, the number rises slightly in the seventh semester. Similarly, no EDJ student has been successful in the first and third semesters, whereas, the number is very few in the fifth and seventh semesters.

1.2.10 Pass Rate Analysis of BScCSIT 2076

	Sem. I	Sem. II	Sem. III	Sem. V	Sem. VI	Sem. VIII
Female	7	7	14	11	10	10
EDJ	1	1	0	1	2	1
All	42	39	40	42	37	30

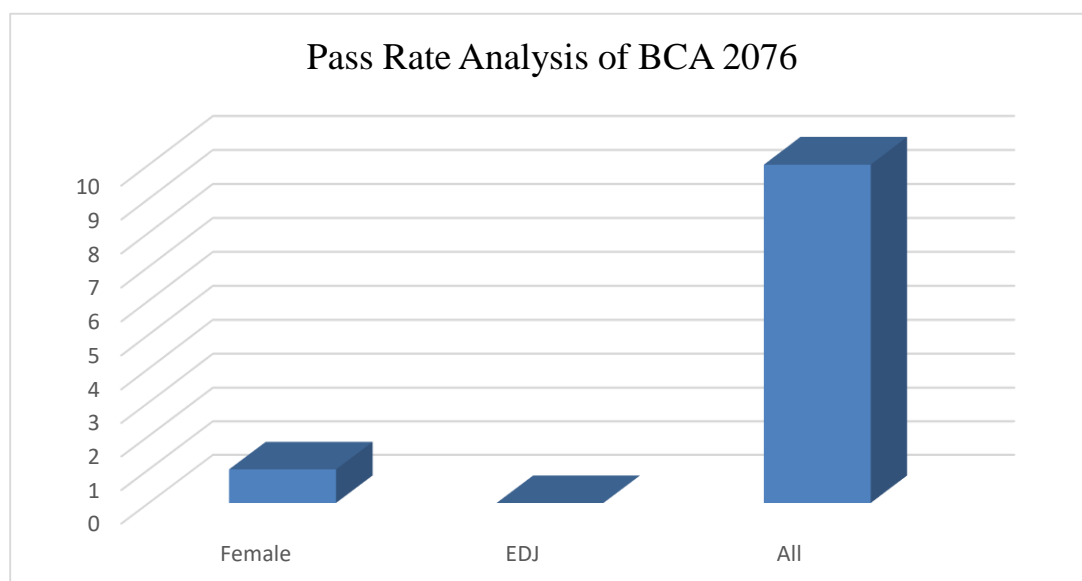


**Madan Bhandari Memorial College**

The diagram shows that the boy students in the first semester are the most talented ones as they lead other five-semester students in 2073 in terms of pass number. EDJ fare the least while females are in the middle in terms of pass number.

1.2.11 Pass Rate Analysis of BCA 2076

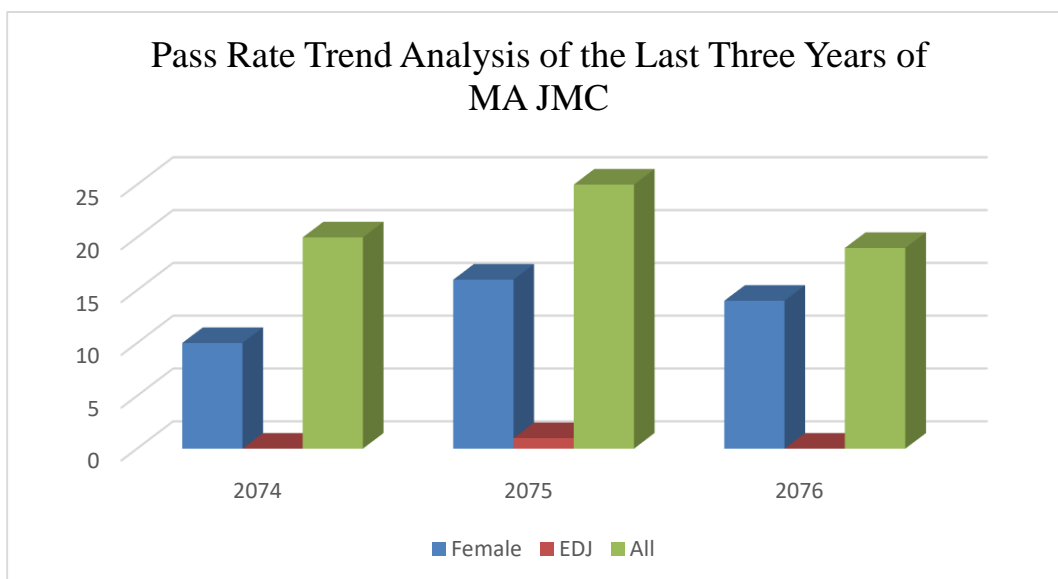
	Semester I	Remarks
Female	1	
EDJ	0	
All	10	



This diagram shows the encouraging number of pass students in 2076. The passing number of girl students represent their entity only and no EDJ students are seen in the result of BCA 2076.

1.2.12 Pass Rate Trend Analysis of the Last Three Years of MA JMC

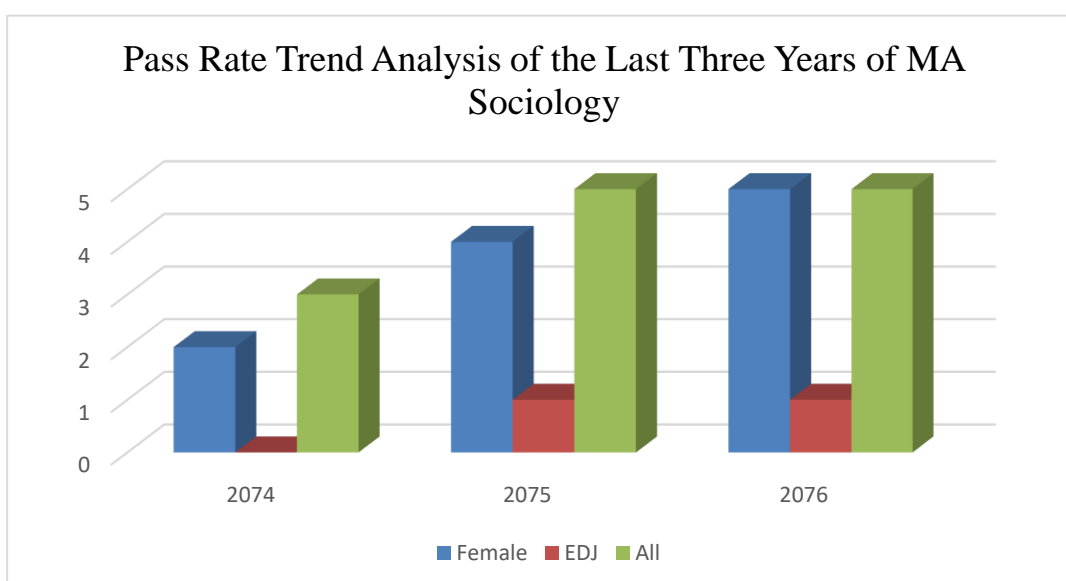
	2074	2075	2076
Female	10	16	14
EDJ	0	1	0
All	20	25	19



The diagram shows the fluctuating trends over the last three years. Though the boys were in the majority, the number of passing female students remains fluctuating. Apparently, EDJs were non-existent in 2074 while a meager number represented in 2075.

1.2.13 Pass Rate Trend Analysis of the Last Three Years of MA Sociology

	2074	2075	2076
Female	2	4	5
EDJ	0	1	1
All	3	5	5

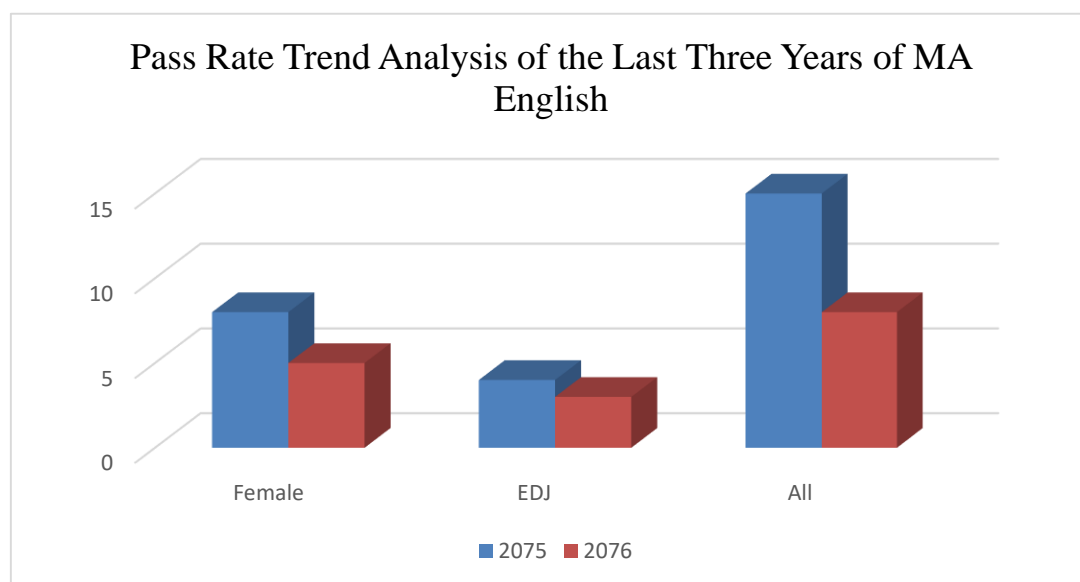




According to the diagram, the number of pass students has regular increments in consecutive years. In contrast to other disciplines, the passing number of girl students are the majority in sociology. Similarly, very few students from the EDJ group have been successful in MA Sociology.

1.2.14 Pass Rate Trend Analysis of the Last Three Years of MA English

	2075	2076
Female	8	5
EDJ	4	3
All	15	8



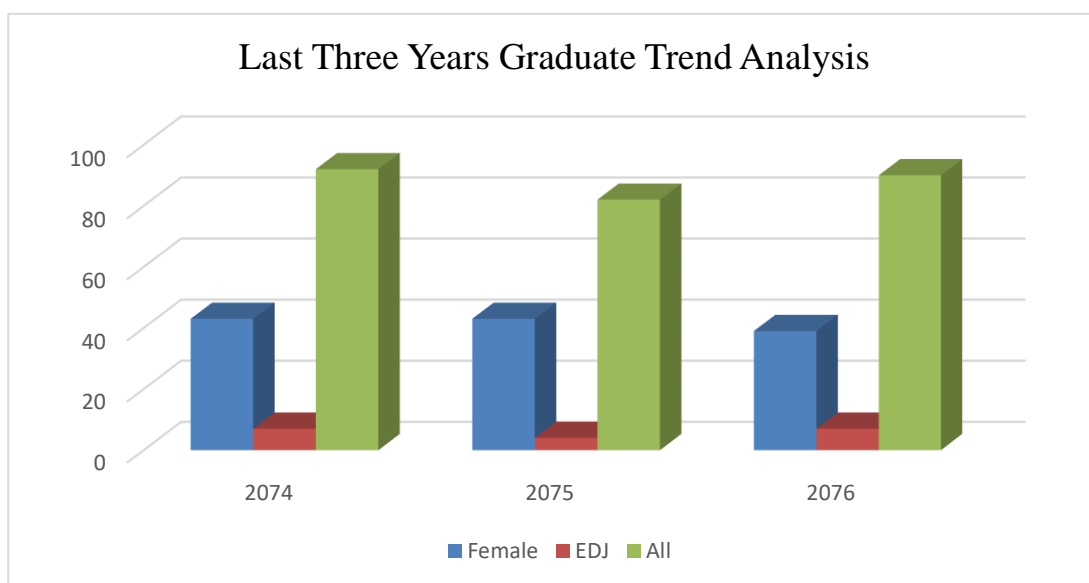
The above diagram shows that the number of pass students has fallen sharply in the result of MA English. However, there was a remarkable number of pass students from EDJ and girls.



1.3 Graduate Trend Analysis

1.3.1 Last Three Years Graduate Trend Analysis

	2074	2075	2076
Female	43	43	39
EDJ	7	4	7
All	92	82	90

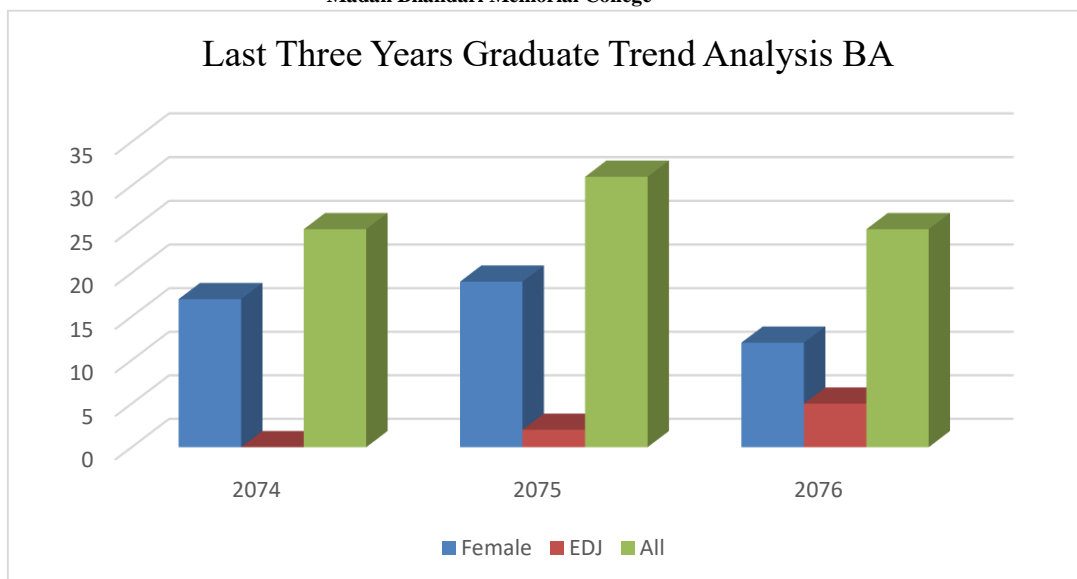


The diagram shows the slightly fluctuating number of graduate students over the last three years. Though the boys were in the majority, a remarkable number of the female students 'are graduated. Apparently, EDJs were meager in the graduated number.

1.3.2 Last Three Years Graduate Trend Analysis BA

	2074	2075	2076
Female	17	19	12
EDJ	0	2	5
All	25	31	25

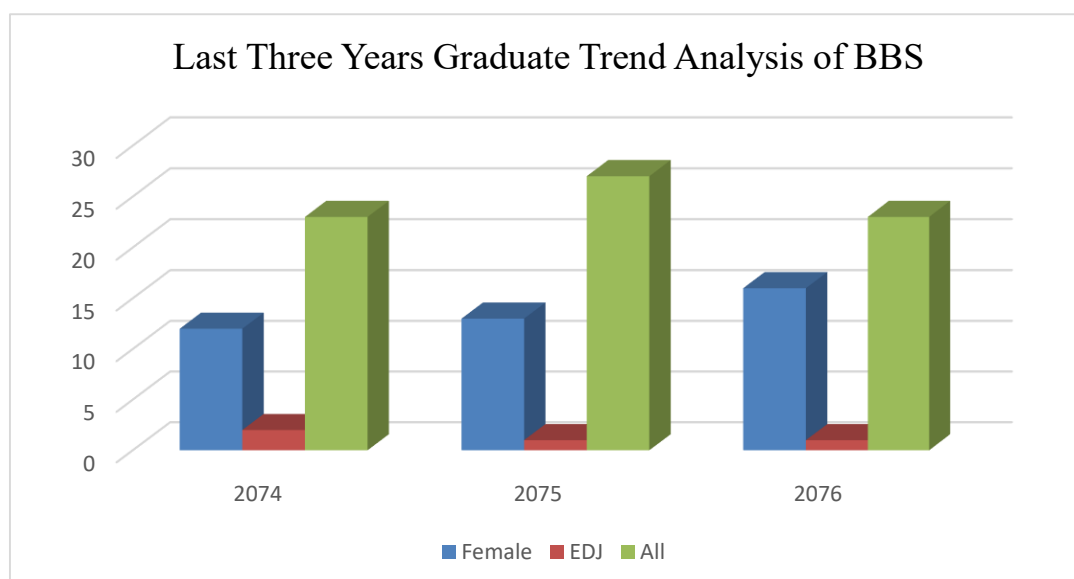
Madan Bhandari Memorial College



The diagram shows the fluctuating trend in the number of graduates over the past three years in BA. The year 2075 shows the best graduate results in terms of inclusiveness and the total number of graduates. In the year 2074, EDJs are conspicuous by absence. The graduates in 2076 marked the middling success in terms of graduate rate.

1.3.3 Last Three Years Graduate Trend Analysis of BBS

	2074	2075	2076
Female	12	13	16
EDJ	2	1	1
All	23	27	23



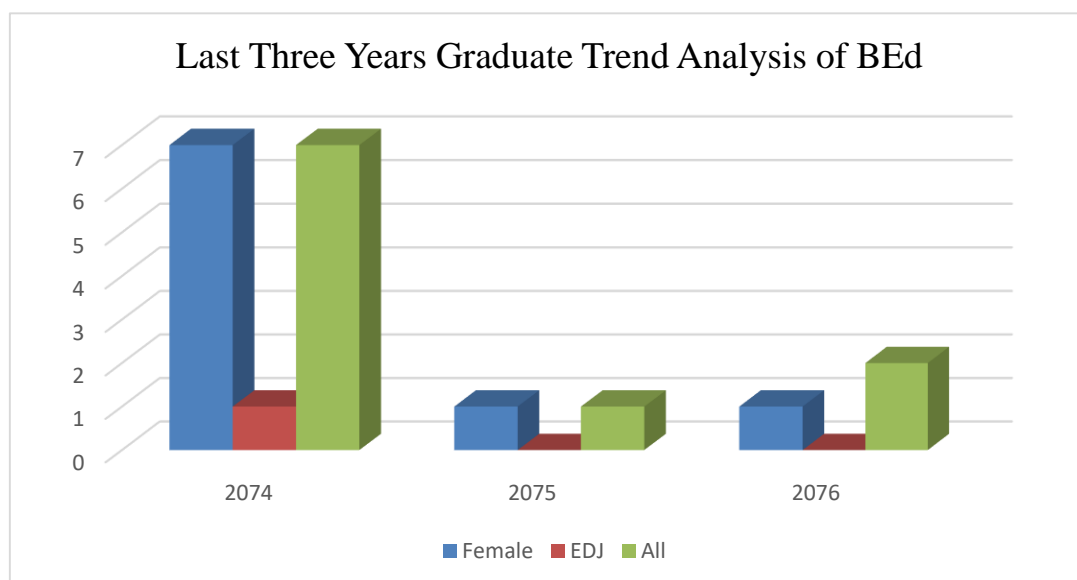


Madan Bhandari Memorial College

The diagram shows the fluctuating trend in the number of graduates over the past three years in BBS. The year 2075 shows the best graduate results in terms of the total number of graduates. Girl graduates are the majority while EDJs form the minority. The graduates in 2076 marked the middling success in terms of graduate rate.

1.3.4 Last Three Years Graduate Trend Analysis of BEd

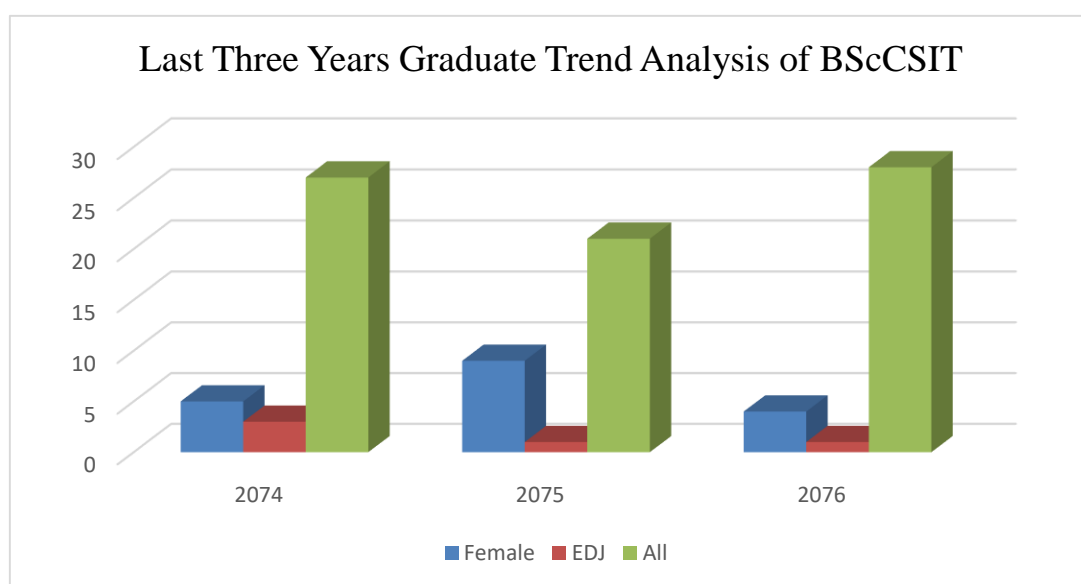
	2074	2075	2076
Female	7	1	1
EDJ	1	0	0
All	7	1	2



The above diagram shows a declining number of graduate students over three years in BEd. No EDJ student was successful in 2075 and 2076 while only one student passed from this group in 2074.

**1.3.5 Last Three Years Graduate Trend Analysis of BScCSIT**

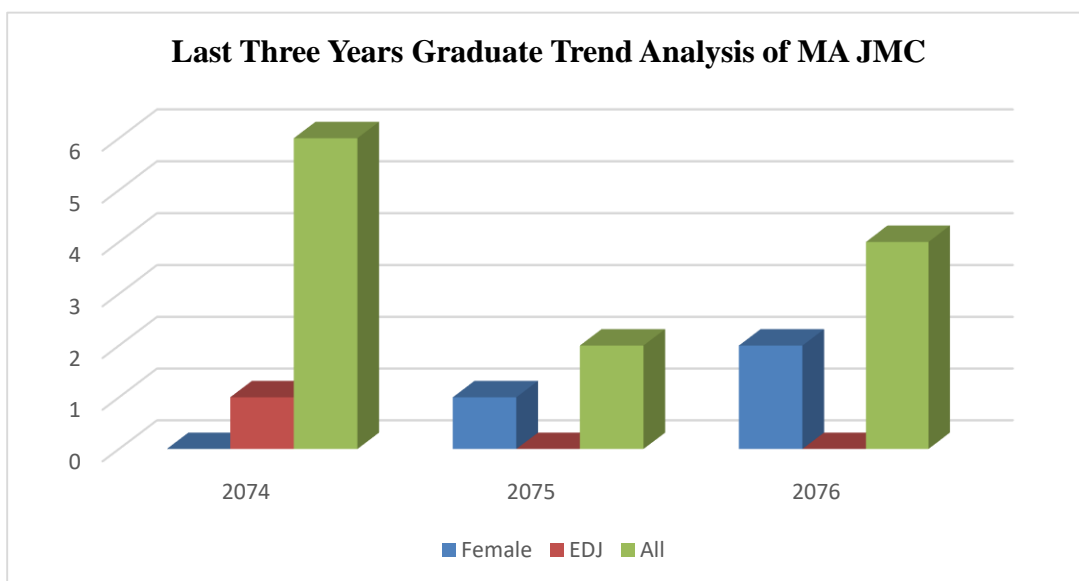
	2074	2075	2076
Female	5	9	4
EDJ	3	1	1
All	27	21	28



The diagram shows the fluctuation in the graduate trend over the last three years. However, the number of graduates is increasing. In contrast to theoretical courses, the numbers of girls and EDJ graduates are meager in numbers.

1.3.6 Last Three Years Graduate Trend Analysis of MA JMC

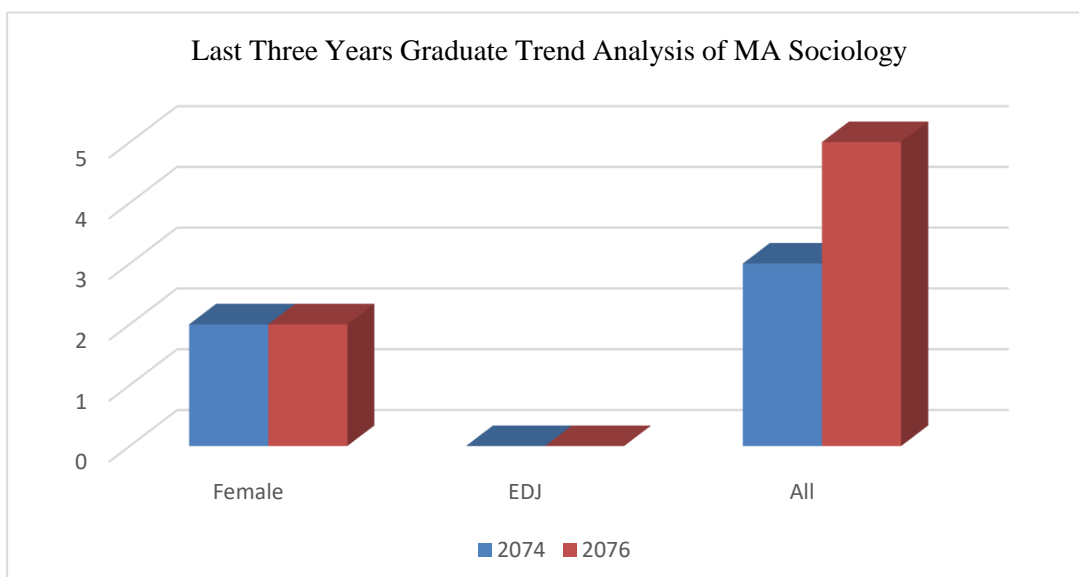
	2074	2075	2076
Female	0	1	2
EDJ	1	0	0
All	6	2	4



The last three years' result analysis of MA JMC reveals the fluctuation in the number of graduate trend over the past three years. The year 2074 marks a peak in graduate trends. The graduate number of girl and EDJ students are also fluctuating.

1.3.7 Last Three Years Graduate Trend Analysis of MA Sociology

	2074	2076
Female	2	2
EDJ	0	0
All	3	5

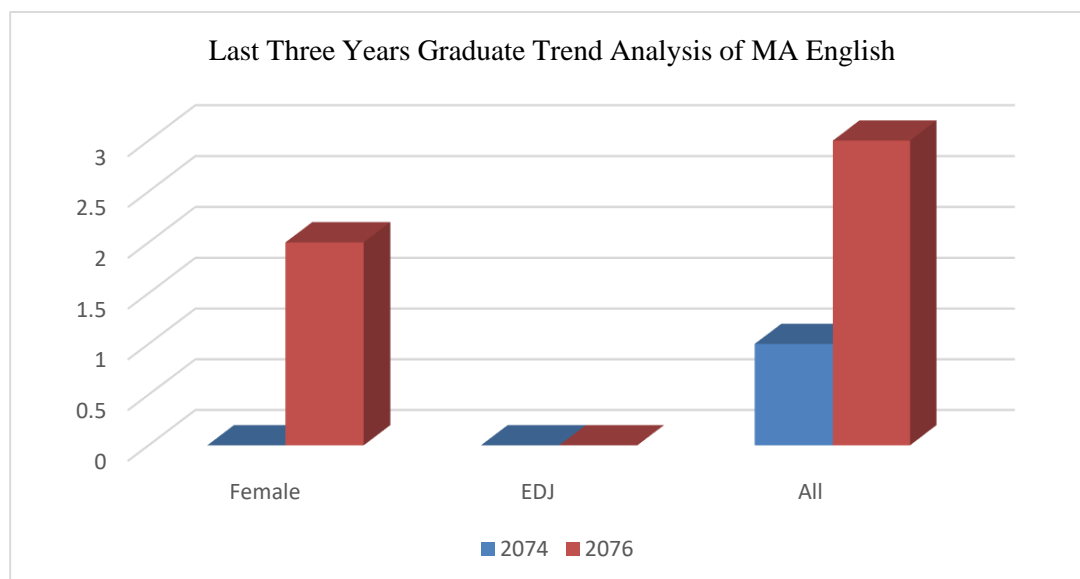




The general trend of MA Sociology reveals a steady increase in the number of graduates over the past two years. The result analysis of MA Sociology reveals the girl graduates are remarkable in number and EDJ students are not exist in the graduate list over the past two years.

1.3.8 Last Three Years Graduate Trend Analysis of MA English

	2074	2076
Female	0	2
EDJ	0	0
All	1	3



The last two years' result analysis of MA English reveals the increasing graduate trend over the past two years. Only 2 students succeed in 2076 whereas the number of girls and EDJs remains null.



1.4 Programs

1.4.1 Academic Programs

Currently, the following courses are running in Humanities, Science, and Management stream in the college.

1.4.2 Faculty of Humanities and Social Sciences:

- a. MA (Masters of Arts)
 - i. English
 - ii. Sociology
 - iii. Journalism and Mass Communication
- b. BA (Bachelors of Arts)
- c. BSW (Bachelors of Social Work)
- d. BCA (Bachelors of Computer Application)

1.4.3 Faculty of Management:

- a. BBS (Bachelors of Business Studies)
- b. BBM (Bachelors of Business Management)

1.4.4 Institute of Science and Technology:

- a. BScCSIT (Bachelors of Science in Computer Science and Information Technology)

1.4.5 Proposed Academic Programs:

- a. Bachelors of Business Administration (BBA)
- b. Masters of Social Work (MSW)
- c. Master of Business Administration (MBA)
- d. Bachelor of Science (BSc)

1.5 Educational Pedagogy

The college is committed to pedagogical excellence which is reflected in our vision “Excellence in Leadership for Transformation.” As the needs of our learners, employers, and the community continue to evolve, we are committed to ongoing innovations in pedagogical strategies. As we expand opportunities for faculty and students to become involved in applied research and scholarship activity, we expand the definition of applied learning and further define our polytechnic identity. We strive to deliver an excellent educational experience to all of our students and are committed to personal development opportunities. As an institution, we will live our values, embrace the spirit of continuous improvement, and endeavor to provide opportunities for all of our communities to engage in dialogue and learning related to our long-term strategic direction.



1.6 Physical Progress

1.6.1 Present Physical Infrastructure Status

1	Land and Building	i) Total Land Area: Seven <i>Ropanis</i> and One <i>Anna</i>	Does the campus have the land ownership certificate: Yes	
		ii) No. of Buildings: 5	ix) Ownership of Land: Own [✓] Rent [] Lease [] Others [] (If more than one type please mark the box as necessary and specify.....)	
		iii) Total Area covered by Building: 29,500 Sq. Feet	x) Ownership of Building: Own [✓] Rent [] Lease [] Others [] (If more than one type please mark the box as necessary and specify.....)	
		iv) No. of Class Rooms: 47	xi) Adequacy of Buildings: Yes xii) Adequacy of Classrooms: Yes	
		v) Total Area covered by the Classroom..... (In Total Sq. Feet)	xiii) Toilet (Male & Female): Yes Drinking water facility: Yes	
		vi) Total Number of Labs: 9	Does the campus have the Playground: Yes	
		vii) Number of Science Lab: 6	Does the campus have the Hostel facility (Male/Female): No	
		viii) Total Area covered by Lab: 3184 Sq. Feet		
2	Furniture	i) No. of Desks and Benches: 394 iv) Others: Research Management Cell, Radio Studio, Control Room, Production Room, Radio Tower, 50 KVA and 5 KVA generators	ii) No. of Tables and Chairs: 778 iii) No. of Cabinets: 91	
3	Equipment	i) No. of Computers: 134	ii) No. of Printers: 8	iii) No. of Fax Machines: 2
		iv) No. of Photocopy Machines: 4	v) No. of Overhead and Multimedia Projectors: 13	
		vi) Internet: Available	vii) Speed of Internet: 2 Gbps	viii) No. of computer connected to internet 134
		viii) Does the campus have a computer Lab: Yes [✓] No []	ix) Number of Computers in Lab 93	
		x) No. of TV Screen: 12		
4	Library	i) No. of Library Rooms: 2 ii) Size of the Rooms (sq. feet): 20 by 24	iii) No. of Study Rooms: 2	
		iv) No. of Books: 16679	v) Does the campus have an E-Library: Yes [] No [✓]	
		vi) No. of Journals (Daily: 15, Weekly: 05, Monthly: 06, and Annually: 04)		
5	Vehicles	Number of Vehicles: 2	a) 4 Wheelers (Bus: 1, Car/Jeep: 1 b) Motorcycle: No	



1.6.2 Educational Aids and Infrastructure

a. Building and Classrooms

Madan Bhandari Memorial College owns three-building covering approximately 29,500 square feet on seven *ropanies* and one *annas* of land with more than 40 well-furnished rooms for conducting the teaching-learning activities.

b. Library

The college has an excellent library containing 16545 books, magazines, and journals. The library has an excellent digital database and high-speed internet connectivity to facilitate the students and research scholars.

c. Furniture and Accessories

For pedagogical activities, we have well-equipped and well-furnished classrooms. We have a total of 394 desks and benches, 778 chairs and tables, and 91 cabinets for office purposes.

d. Laboratory, Computer, and CCTV

To impart knowledge in the area of information and technology, the College has established 9 well-equipped laboratories of science, computer, hotel management, journalism, and information technology. The college has more than 134 computers, 13 overhead projectors, 8 printers, 12 mega screens, and 4 photocopy machines to facilitate the teaching-learning and to support the administrative activities.

To support the security measures, the college classrooms and premises are equipped with closed-circuit television (CCTV) system.

e. Auditorium, Multimedia, and Research Management Cell

The college has a well-furnished auditorium with more than 200 conference seats. Similarly, the college with the grant assistance of the University Grants Commission has established a Research Management Cell to facilitate research activities. The classrooms are also equipped with modern teaching aids. There are 10 television screens for such purposes.

f. Playground

The college has a large playground for different sporting activities; it can also be used for organizing assemblies and public events.

g. Power Backup

For ensuring uninterrupted teaching-learning activities, the college has installed two electricity generators: one 50 KVA and another 5 KVA. Besides, the college



Madan Bhandari Memorial College

has also installed large batteries with inverters to support the radio transmission and office computer systems.

h. FM Radio Station

The college owns a radio station named *Radio Shweta Shardul 93.6 MHz* which is being aired from the college premises. The radio can be heard in the Kathmandu valley and its vicinity. The radio station has its own production studio, control room, and radio tower.

The radio station is mainly used for disseminating news, views, and entertainment programs. The radio has downlink agreements with national and international radio stations. National agreements are particularly with community radio networks; as for international, BBC Nepali Service is broadcast through this radio station.

i. Drinking-Water

We provide clean safe drinking water to our students, faculties, and staff members. The students can drink hot water from the dispenser installed at different locations.

j. Toilet Facilities

The college building is purposefully constructed for teaching-learning activities. Each of the stories of college building consists of sufficient and clean toilets, separately for boys and girls. A constant supply of water to each of the toilets is provided.

k. Sports Facility

We give appropriate emphasis on extra-curricular activities such as excursions, education tours, and sporting events. Every year, we organize Sports Week for all students with several different sporting events.

l. Cafeteria Facility

The college has a cafeteria of its own where students can buy their food. The college canteen is located at a convenient location. To monitor the hygiene and price, a college staff has been assigned to oversee the food cooked and sold in the canteen.

m. Roads and Transportation Facilities

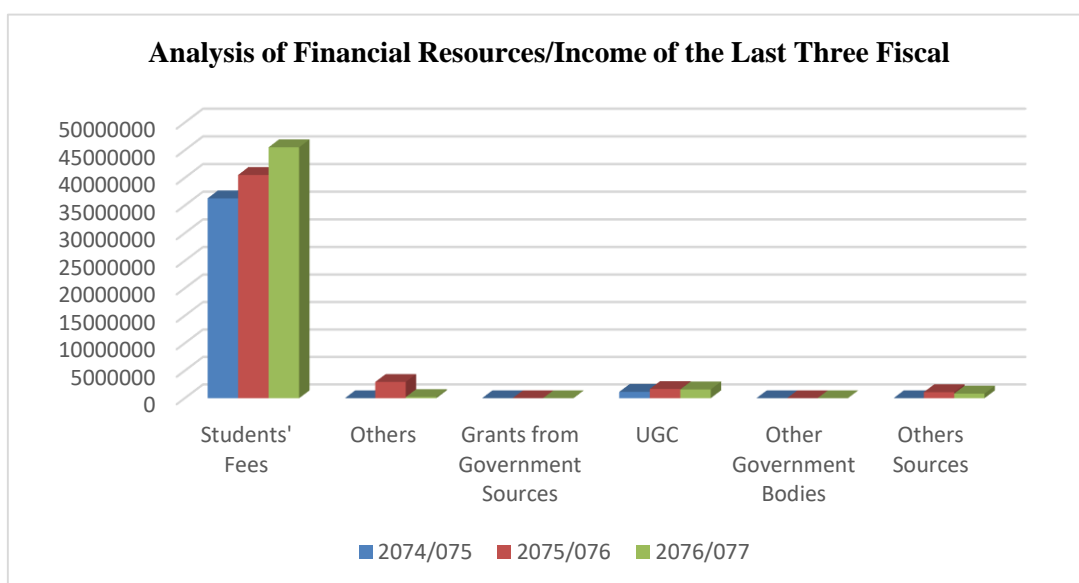
The college is connected with a metaled road on the Dhobi Khola corridor and public transportation is easily accessible. Besides, the college owns a bus for transporting students and a van for office purposes.

Madan Bhandari Memorial College

2. Financial Progress Analysis of Last Three Fiscal Years

2.1 Analysis of Financial Resources/Income of the Last Three Fiscal

	2074/075	2075/076	2076/077
Students' Fees	36299769.79	40522599.00	45521150.00
Others	-	2967187.27	213164.00
Grants from Government Sources	-	-	-
UGC	1159700.00	1674550.00	1599475.00
Other Government Bodies	-	20,00,000.00	-
Others Sources	-	1096504.80	835033.88

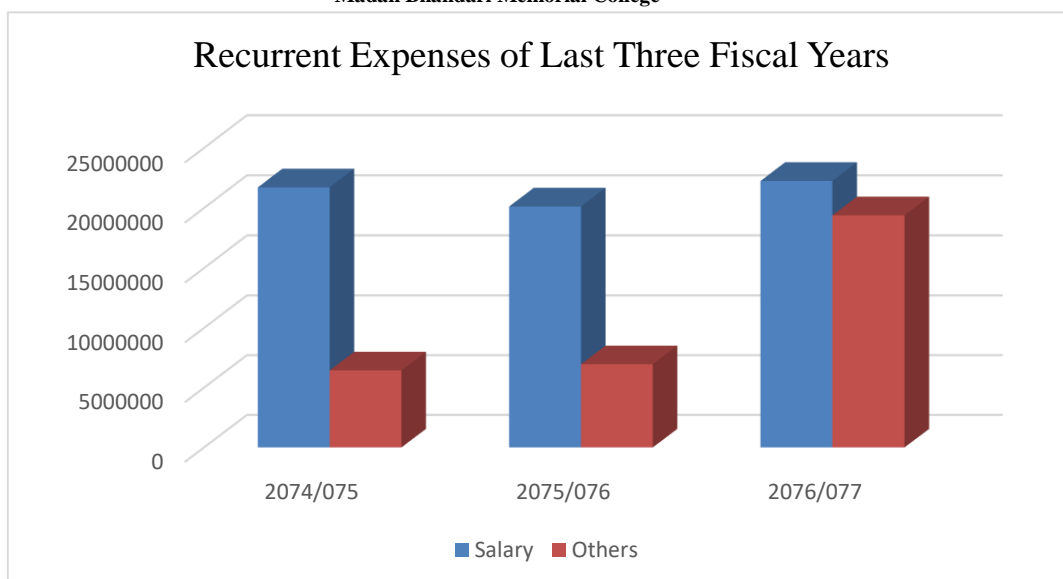


The general trend of income of the college shows that student-fee has been the main source of income. The income from this category reveals it has been in increasing trend every passing year. Besides, the regular source of income is the grant received from the University Grants Commission. In the fiscal year 2075/76, the college received a remarkable grant from the ministry of social development, province number 3. This diagram also shows that the overall income of the college is increasing every year.

2.2 Recurrent Expenses of Last Three Fiscal Years

	2074/075	2075/076	2076/077
Salary	21722312.00	20128781.28	22252340.00
Others	6448030.05	6965696.66	19386214.60

Madan Bhandari Memorial College



The recurrent expenses trend shows that it is steadily increasing in the salary category from 2074 to 2076. Similarly, it has also consistently increased in other categories in the last three years.

2.3 Capital Expenditures of the Last Three Fiscal Years

	2074/075	2075/076	2076/077
Major Infrastructures Development	779522.70	1729657.43	5304819.55
Minor Infrastructure Development	-	1853651.60	
Equipment	-	2095626.22	
Books	50985.00	37014.00	236413.15

The capital expenditure diagram shows that the sole focus of the college is on investment in major infrastructure development. Then the college spends a relatively small amount of money on enhancing the library and buying books.

2.4 Auditor's Observations in the Last Fiscal Year 2076/77

- Concerning the advance to School**
The college has not yet initiated to reconcile the advance amount it has provided to its lower wing, Madan Bhandari Memorial School.
- Internal Audit System**
The internal audit system is not found systematic, professional, and effective.
- TDS and Other Tax**
TDS has not been deducted as per the law of the land. The faculties and the staff also working elsewhere as full-time or permanent are paid their remuneration without deducting 15% of tax on the remuneration.



Madan Bhandari Memorial College

- **Lack of Welfare Scheme for Faculties and Staff**

The college has failed to fulfil its obligations of ensuring welfare funds like provident fund, gratuity, health care fund and insurance, accident insurance to its employees.

2.5 Steps Taken to Mitigate the Issues Raised by Audit Observations in the Last Fiscal Year

- The college complies with the advice given by the auditor.
- The issue concerning fixed assets has been sorted out by the property listing committee.
- TDS has been managed and deducted as per the legal standards.

2.6 Social Progress

- **Participation of College in Social Activities**

The college has active participation in the following activities.

- Active participation in Bagmati Cleaning Campaign
- Active participation in the Dhobi Khola Cleaning Campaign
- Active participation in Cleaning Campaign in association with KMC Environment Section
- Conduction of Rural Health Camp in different areas of Kathmandu and out of Kathmandu Valley
- Eye and Dental Camp in the college premises and at Suryabinayak-4, Dadhikot, Bhaktapur
- Conduction of regular blood donation camp
- Active participation in relief campaigns during earthquake disaster victims
- Logistic support to flood and landslide victims
- Monetary support of Rs. 51000 to Prime Minister's Disaster Relief Fund
- Monetary support of Rs. 51000 to Dhurmus Suntali Foundation to support flood and landslide victims
- Donation of logistics and water filters to government schools, colleges, public institutions, and NGOs.
- Donation of logistics and essential materials to cyclone victims of Bara district.

- **Society's Contribution to College**

The local community has also contributed much to the college in the following ways.

- Local community's full cooperation and active participation in finding the college land
- Local community's full cooperation and participation in college programs like college day, new year celebration, health camp, eye camp, cleaning campaign, etc.



Madan Bhandari Memorial College

- Local community's full cooperation and participation with college in local concerns like road, bridge, drainage management, and infrastructure building
- Local community's full cooperation and participation in guardian interaction, admission, and community dialogue, etc.
- **Plan for Campus's Contribution to Society**

The college prepares the following plans and programs for the local community.

 - More scholarship programs and admission priority to the local community
 - Allocate quota for the local community in technical education
 - Provide a library facility to the member of the local community
 - Priority to locals in the operation of the canteen, stationery shops for the college
- **Plan for Increased Involvement of Society in the Campus**
 - More representation of locals in the CMC, General Assembly, and decision-making process
 - Job priority to locals in the college
 - Formation of a joint committee with locals for solving college matters and concerns
 - Broadcast of local concerns and issues through college FM radio

3. SWOC Analysis of Institution

3.1 Strengths

The college has the following strengths:

- about seven *ropanes and one anna* of land at a prime location in the capital city
- well-furnished and well-equipped buildings
- Affordable tuition fees
- College FM station (*Radio Shweta Shardul 93.6 MHz*)
- Safe building with spacious and well-furnished classrooms
- Well-equipped laboratories
- Well-equipped multimedia facilities and halls
- Resourceful library
- Internet and computer access
- Peaceful environment
- Experienced renowned faculties
- Personal attention and counseling
- Focus on practical skills and all-round development of students
- Frequent educational tours and excursions
- Research Management Cell (RMC) facilitating research activities
- Playgrounds and indoor sports halls
- Financial supports to needy and merit students
- 19 years of glorious academic records



3.2 Weakness

The college has the following weaknesses:

- Unable to run education faculty
- Unable to raise the number of students at the Master's level
- Unable to provide a transportation facility to students
- Lack of hostel facility
- Unable to provide appropriate salary, perks and benefits, and the opportunities of career development to staff and faculties
- Unable to conduct regular education tours, seminars, and sustained research activities due to financial difficulties

3.3 Opportunities

The college has the following opportunities:

- Likely to complete QAA process very soon
- High possibility to be upgraded as a university as many groundworks have been accomplished
- National and international donor agencies are likely to provide grants assistance to this community college
- Several political parties appreciate the college operating with the name of the People's Leader Madan Bhandari. The college can get moral and another kind of assistance from such parties in our attempts to impart quality education at a cheaper price.

3.4 Challenges

- The growing tendency of students going abroad after they complete their school level education
- Unhealthy competition among colleges to enroll students
- The affiliating university's carelessness to follow the calendar, admission timing fixity, timely results
- Lack of vibrant job market in the country, the number of college dropouts is increasing every year



Excellence in Leadership for Transformation

Madan Bhandari Memorial College

(Affiliated to Tribhuvan University)

Estd. 2001

New Baneshwor, Kathmandu

Phone: 5172175

Email: info@mbmc.edu.np; www.mbmc.edu.np