

ANNUAL REPORT
FISCAL YEAR 2078/079

Madan Bhandari Memorial College
New Baneshwor, Kathmandu



Madan Bhandari Memorial College



Madan Bhandari Memorial College

Published in 2022 by

Madan Bhandari Memorial College

(Affiliated to TU)

Estd. in 2001

New Baneshwor, Kathmandu, 2022

Phone: 01-5172175, 5172682

Website: mbmc.edu.np

Email: info@mbmc.edu.np

Budget of Fiscal Year 2078/079: NRs. 5,80,00,000.00



Madan Bhandari Memorial College





Madan Bhandari Memorial College

Report Preparation Team

Mr. Ramesh Chandra Paudel

Mr. Kamal Neupane

Mr. Prajwal Man Shrestha

Mr. Damber Bahadur Hamal

Ms. Sangita Sigdel

Mr. Poshan Niraula



Madan Bhandari Memorial College





Madan Bhandari Memorial College

Date of Report Endorsement by Management Committee

This Annual Report (2078/079) of Madan Bhandari Memorial College was approved by the College Management Committee on 20 Mangsir 2079.



Madan Bhandari Memorial College



Executive Summary

Under close coordination with departments and programs, the Report Preparation Team prepared the Annual Report 2078/079 of the college and was approved by the College Management Committee on 20 Mangsir 2079. The report was prepared in three weeks with a rigorous study of institutional parameters. The major aspects of this report include academic, physical, financial, and social progress. Besides, the report also focuses on the analysis of strengths and weaknesses and the budgetary aspects in line with the Strategic Development Plan.

The general trend of student enrolment in the last three years (2077, 2078 and 2079) shows the steady progress of the college. The enrollment trend in the last three years shows an increasing number of students at Bachelor's and Master's levels. The data shows that 691 students got admission in 2076/77 and the number grew in 2077/78 with 746 and then peaked in 2078/79 with 1047 students. The overall enrolment trend is in increasing order. Likewise, the enrollment of girl students remains highest while Madhesis, EDJs, and Dalits are in few numbers over the past three years. Like the enrolment trend over the past three years, the passing trend of college students is also encouraging. The overall satisfactory progress of the pass number of students over the last three years remains as the number of pass students is increasing every year.

The graduate trend at the college is also encouraging. Every year, the number of graduates is increasing. In non-technical courses, female students are the majority of the graduates whereas, in technical courses like BCA and BScCSIT, the male students top the list. Among all categories, Dalits are the lowest to graduate and EDJs and Madhesis are in the middling position.

The financial condition of the college remains fairly sound. The general trend of income of the college shows that the main source of income is student fees. The income from this category shows that it has an increasing trend in every passing year. The recurrent expenses trend shows that it is steadily over the last three years. In a contrasting manner, the overall expenses remain fluctuating over the past three years.

The capital expenditure diagram shows that the sole focus of the college is on investment in major infrastructure development. Similarly, the college spends a remarkable amount of money on enhancing the library and buying books, software, furniture, equipment, infrastructure development, and social welfare. The total expenditure on capital is considerably rising, especially in the last fiscal year.

As the community college, the institution has established a very good community relationship interacting with the local community in particular and wider national society in general. The college has many remarkable strong aspects having a few weaknesses as well. These aspects are clearly discussed in the SWOC analysis section. In nutshell, the college is in the path of progress incorporating both modern technique of teaching learning activities and infrastructure.



Madan Bhandari Memorial College



**TABLE OF CONTENTS**

Title	Page No
Executive Summary	viii
Background of the College	1
1. Academic Progress	2
1.1 Enrolment	2
1.1.1 Overall Enrolment Trend Analysis Last Three Years	2
1.1.2 Student Enrolment: Annual System 2076/77	3
1.1.3 Student Enrolment Trend in BA 2076/77	4
1.1.4 Student Enrolment Trend in BBS 2076/77	4
1.1.5 Student Enrolment: Semester System 2076/77	6
1.1.6 Student Enrolment Trend in BCA 2076/77	7
1.1.7 Student Enrolment Trend in BBM 2076/77	7
1.1.8 Student Enrolment Trend in BScCSIT 2076/77	8
1.1.9 Student Enrolment Trend in MA JMC 2076/77	9
1.1.10 Student Enrolment Trend in MA Sociology 2076/77	9
1.1.11 Student Enrolment Trend in MA English 2076/77	10
1.1.12 Student Enrolment: Annual System 2077/78	11
1.1.13 Student Enrolment Trend in BA 2077/78	12
1.1.14 Student Enrolment Trend in BBS 2077/78	12
1.1.15 Student Enrolment: Semester System 2077/78	14
1.1.16 Student Enrolment Trend in BCA 2077/78	15
1.1.17 Student Enrolment Trend in BBM 2077/78	15
1.1.18 Student Enrolment Trend in BScCSIT 2077/78	16
1.1.19 Student Enrolment Trend in MA JMC 2077/78	16
1.1.20 Student Enrolment Trend in MA Sociology 2077/78	17
1.1.21 Student Enrolment Trend in MA English 2077/78	18
1.1.22 Student Enrolment: Annual System 2078/79	19
1.1.23 Student Enrolment Trend in BA 2078/79	20
1.1.24 Student Enrolment Trend in BBS 2078/79	20
1.1.25 Student Enrolment: Semester System 2078/79	22
1.1.26 Student Enrolment Trend in BCA 2078/79	23
1.1.27 Student Enrolment Trend in BBM 2078/79	23
1.1.28 Student Enrolment Trend in BScCSIT 2078/79	24
1.1.29 Student Enrolment Trend in MA JMC 2078/79	25
1.1.30 Student Enrolment Trend in MA Sociology 2078/79	26
1.1.31 Student Enrolment Trend in MA English 2078/79	26
1.2 Pass Rate Trend Analysis	28
1.2.1 Last Three Years Pass Rate Trend Analysis BA I	28
1.2.2 Last Three Years Pass Rate Trend Analysis BA II	28
1.2.3 Last Three Years Pass Rate Trend Analysis BA III	29
1.2.4 Last Three Years Pass Trend Analysis BBS I	30

**Madan Bhandari Memorial College**

1.2.6	Last Three Years Pass Trend Analysis BBS III	31
1.2.7	Last Three Years Pass Trend Analysis BBS IV	32
1.2.8	Pass Rate Analysis of BScCSIT 2076	32
1.2.9	Pass Rate Analysis of BScCSIT 2077	33
1.2.10	Pass Rate Analysis of BScCSIT 2078	34
1.2.11	Pass Rate Analysis of BCA 2076	34
1.2.12	Pass Rate Analysis of BCA 2077	35
1.2.13	Pass Rate Analysis of BCA 2078	36
1.2.14	Pass Rate Analysis of BBM 2078	36
1.2.15	Pass Rate Trend Analysis of the Last Three Years of MA JMC	37
1.2.16	Pass Rate Trend Analysis of the Last Three Years of MA Sociology	38
1.2.17	Pass Rate Trend Analysis of the Last Three Years of MA English	38
1.3	Graduate Trend Analysis	40
1.3.1	Last Three Years Graduate Trend Analysis	40
1.3.2	Last Three Years Graduate Trend Analysis BA	40
1.3.3	Last Three Years Graduate Trend Analysis of BBS	41
1.3.4	Last Three Years Graduate Trend Analysis of BEd	42
1.3.5	Last Three Years Graduate Trend Analysis of BScCSIT	43
1.3.6	Last Three Years Graduate Trend Analysis of MA JMC	43
1.3.7	Last Three Years Graduate Trend Analysis of MA Sociology	44
1.3.8	Last Three Years Graduate Trend Analysis of MA English	45
1.4	Programs	47
1.4.1	Academic Programs	47
1.4.2	Faculty of Humanities and Social Sciences:	47
1.4.3	Faculty of Management:	47
1.4.4	Institute of Science and Technology:	47
1.4.5	Proposed Academic Programs:	47
1.5	Educational Pedagogy	47
1.6	Physical Progress	48
1.6.1	Present Physical Infrastructure Status	48
1.6.2	Educational Aids and Infrastructure	49
2.	Financial Progress Analysis of Last Three Fiscal Years	51
2.1	Analysis of Financial Resources/Income of the Last Three Fiscal	51
2.2	Recurrent Expenses of Last Three Fiscal Years	51
2.3	Capital Expenditures of the Last Three Fiscal Years	51
2.4	Auditor's Observations in the Last Fiscal Year 2078/79	52
2.5	Steps Taken to Mitigate the Issues Raised by Audit Observations in the Last Fiscal Year	52
2.6	Social Progress	52
3.	SWOC Analysis of Institution	53
3.1	Strengths	53
3.2	Weakness	54
3.3	Opportunities	55
3.4	Challenges	55



Madan Bhandari Memorial College

Background of the College

Madan Bhandari Memorial College, a non-profit making community institution, was established in 2001 to impart quality education at an affordable cost. The college offers a wide range of academic courses in XI, XII, BA, BBS, BBM, BCA, BScCSIT, and Master's Degree courses in Sociology, Journalism, and English. Since its inception, the college has achieved remarkable success in terms of quality education and infrastructural development. It has received generous help from many individuals and institutions for the enhancement of quality education and the development of infrastructural facilities. It is managed by a dedicated team of educationists, academics, and social workers.

“Excellence in Leadership for Transformation” is the vision of college implying to produce a high-quality workforce capable of leading all professional and amateur sectors, thereby bringing about noticeable progressive changes for humanity and nation. The mission of the college is to impart quality education at an affordable cost and to establish the college as one of the excellent academic institutions of the country producing competent human resources. To materialize its vision in reality the college provides several scholarships for deserving students. Besides, the college provides freeships to the needy and meritorious students from marginalized and disadvantaged backgrounds, communities, and geographical locations.

The college has established well-equipped labs for the students of science, management, computer science, and humanities. The well-furnished, purposefully constructed classrooms enhance the teaching-learning process. The use of modern technologies such as projectors, computers, and mega screens in the pedagogical process makes this college better than any other educational institution. For the students of journalism and mass communication, the college has established an FM radio station (*Shweta Shardul* FM 93.6 MHz) to facilitate and bolster their confidence in a professional career.



1. Academic Progress

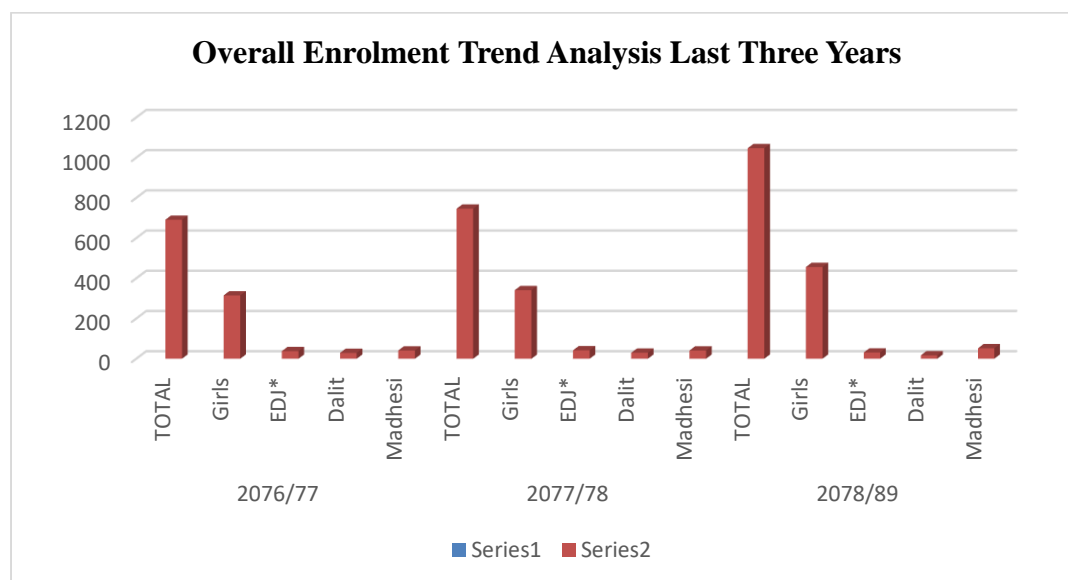
The academic progress section of this report presents an analysis of enrolment, pass number, and graduation number of students at Bachelor's and Master's Level in all faculties disaggregated by females and Dalits.

1.1 Enrolment

The enrolment progress section of this report presents an analysis of enrolment of students at Bachelor's and Master's Level in all faculties disaggregated by females and *Dalits*.

1.1.1 Overall Enrolment Trend Analysis Last Three Years

2076/77					2077/78					2078/89					Grand Total
TOTAL	Girls	EDJ*	Dalit	Madhesi	TOTAL	Girls	EDJ*	Dalit	Madhesi	TOTAL	Girls	EDJ*	Dalit	Madhesi	
691	315	38	29	41	746	341	42	30	41	1047	456	31	17	52	2484



The above diagram presented data shows that the intake of students at Madan Bhandari Memorial College has been increasing every year stretching from 2076 to 2078 BS. Likewise, the enrollment of girl students has remained the highest while Madhesi and EDJs in the middle and Dalits are at the bottom.

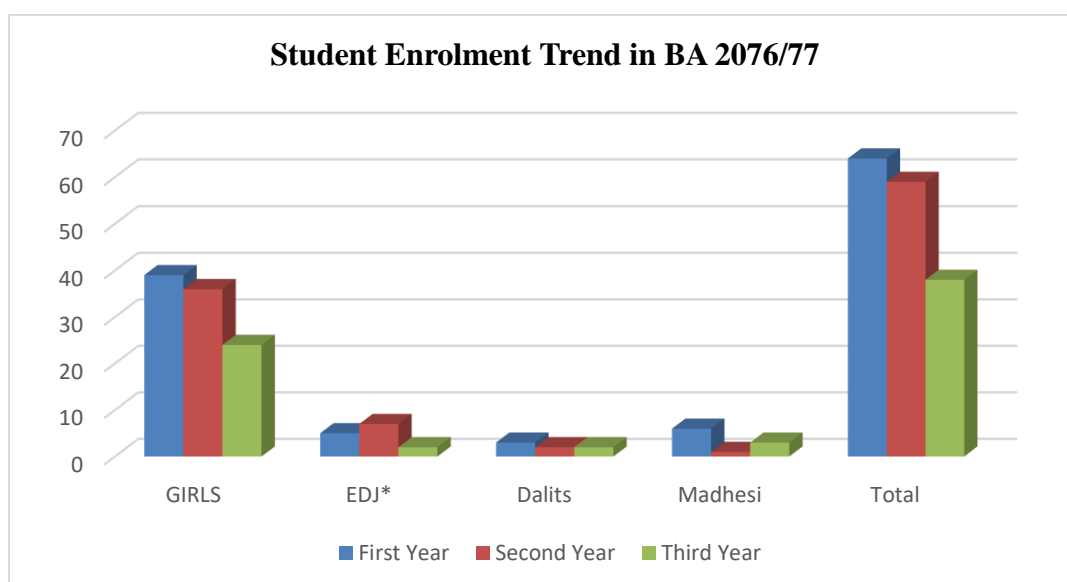


1.1.2 Student Enrolment: Annual System 2076/77

Student Enrolment In Current F.Y.: 2076/077																					Grand Total (1+2+3+4)
Program Name	First Year					Second Year					Third Year					Fourth Year					
	Total-1	GIRLS	EDJ*	Dalits	Madhesi	Total-2	GIRLS	EDJ*	Dalits	Madhesi	Total-3	GIRLS	EDJ*	Dalits	Madhesi	Total-4	GIRLS	EDJ*	Dalits	Madhesi	
BA	64	39	5	3	6	59	36	7	2	1	38	24	2	2	3	-	-	-	-	-	161
BBS	93	45	5	2	7	50	33	1	2	1	50	26	4	10	3	33	15	3	2	1	226
Grand Sub Total	157	84	10	5	13	109	69	7	4	2	88	50	6	12	6	33	15	3	2	1	387

**1.1.3 Student Enrolment Trend in BA 2076/77**

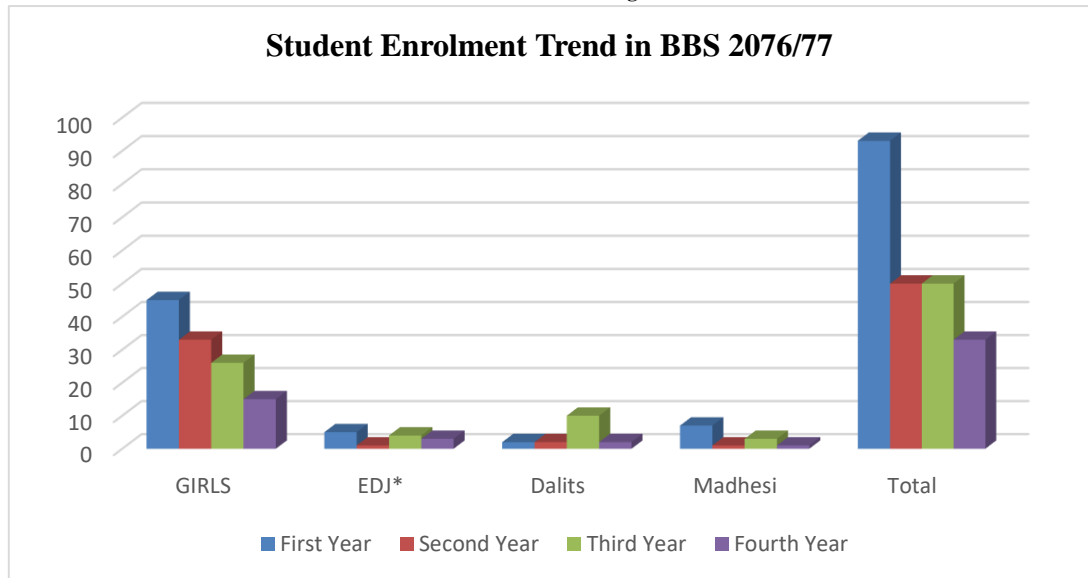
	GIRLS	EDJ*	Dalits	Madhesi	Total
First Year	39	5	3	6	64
Second Year	36	7	2	1	59
Third Year	24	2	2	3	38



This diagram shows that most of the girls have chosen to study the courses in Humanities as they figure out the dominant majority in BA in 2076. The lowest number of students studied in the third year. Dalits are the most marginalized groups in terms of their number in the same year.

1.1.4 Student Enrolment Trend in BBS 2076/77

	GIRLS	EDJ*	Dalits	Madhesi	Total
First Year	45	5	2	7	93
Second Year	33	1	2	1	50
Third Year	26	4	10	3	50
Fourth Year	15	3	2	1	33

**Madan Bhandari Memorial College**

This diagram shows that like the BA program, most of the girls have chosen to study the courses in Management. The highest number of girl students are enrolled in 2076. The lowest number of girl students studied in the fourth year. EDJs, Madhesi, and Dalits are the most marginalized groups in terms of their number in the same year.



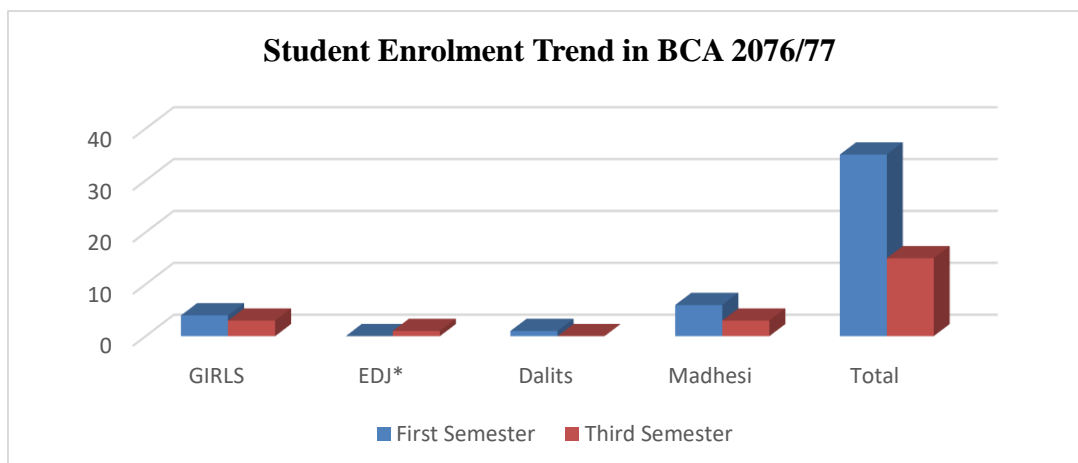
Madan Bhandari Memorial College

1.1.5 Student Enrolment: Semester System 2076/77

Semester	Student Enrolment In F.Y: 2076/077																											Grand Total (1+2+3+4+5+6)			
	Program Name : BScCSIT					Program Name: BCA					Program Name: BBM					Program Name: MA JMC					Program Name: MA Sociology					Program Name: MA English					
	TOTAL (1)	GIRLS	EDJ*	Dalits	Madhesi	TOTAL (2)	GIRLS	EDJ*	Dalits	Madhesi	TOTAL (3)	GIRLS	EDJ*	Dalits	Madhesi	TOTAL (4)	GIRL S	EDJ*	Dalits	Madhes i	TOTAL (5)	GIRL S	EDJ*	Dalits	Madhesi	TOTAL (6)	GIRL S		EDJ*	Dalits	Madhesi
1 st Sem (a)	48	15	1	0	2	35	4	0	1	6	44	28	3	0	0	3	1	0	0	0	29	17	4	1	0	16	7	0	0	0	175
2 nd Sem (b)	-	-	-	-	-	-	-	-	-	-	-	-	-	-	-	7	4	0	0	0	-	-	-	-	-	8	3	0	0	2	15
3 rd Sem (c)	48	7	2	2	2	15	3	1	0	3						-	-	-	-	-	-	-	-	-	-	-	-	-	-	-	63
4 th Sem (d)	-	-	-	-	-	-	-	-	-	-						9	5	0	0	1	5	5	1	0	0						14
5 th Sem (e)	46	14	2	1	1											-	-	-	-	-	-	-	-	-	-						46
6 th Sem (f)	-	-	-	-	-																										-
7 th Sem (g)	46	10	2	2	2																										46
8 th Sem (h)	-	-	-	-	-																										
Grand Sub Total (a+c+e+g+i) Or (h+d+f+h+i)	188	46	7	5	7	50	7	1	1	9	44	28	3	0	0	19	10	0	0	1	34	22	5	1	0	24	10	0	0	2	359

**1.1.6 Student Enrolment Trend in BCA 2076/77**

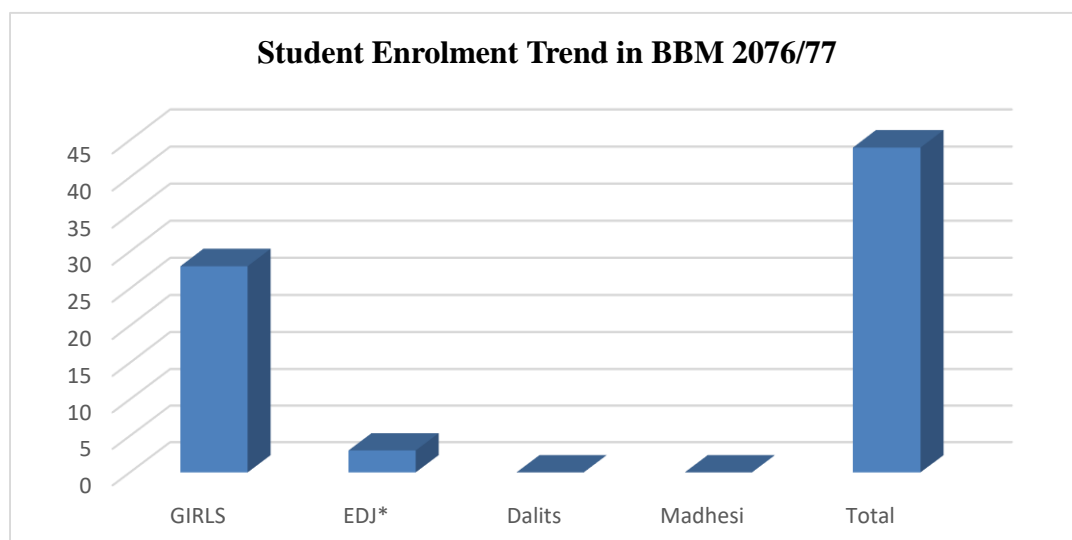
	GIRLS	EDJ*	Dalits	Madhesi	Total
First Semester	4	0	1	6	35
Third Semester	3	1	0	3	15



The above diagram shows that the first semester has a higher intake of students than the previous year. It shows there are only a few girl students in the class. EDJ, Dalits, and Madhesi are very small in number.

1.1.7 Student Enrolment Trend in BBM 2076/77

	GIRLS	EDJ*	Dalits	Madhesi	Total
First Semester	28	3	0	0	44

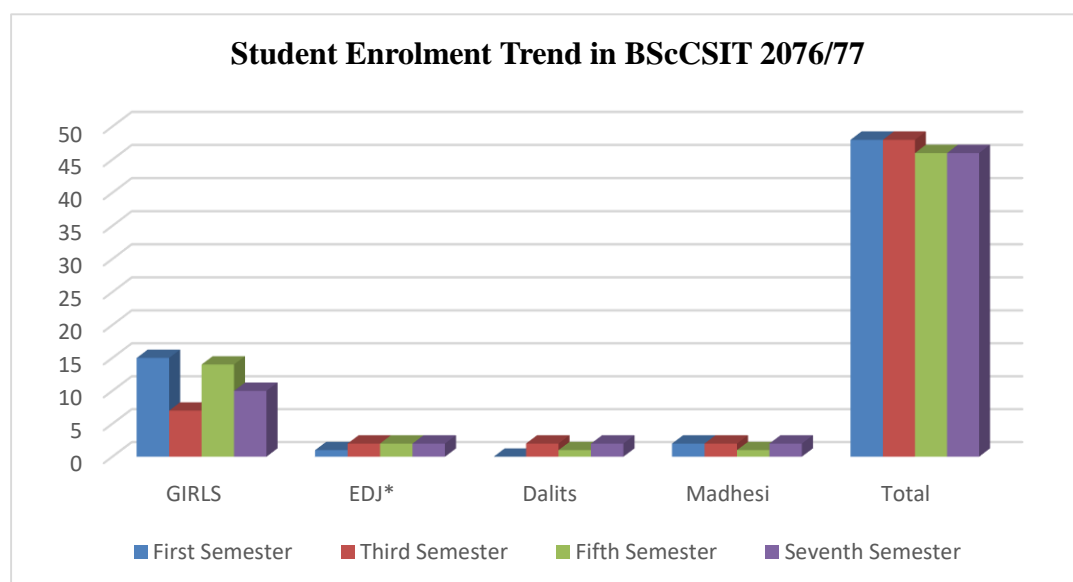


**Madan Bhandari Memorial College**

The college initiated to introduce new applied programs in the faculty of management as the BBM program. The above diagram shows that the first semester of BBM has a full flagged intake of students and girl students are in majority. It shows there is a small number of EDJs and Dalits, and Madhesi are not enrolled in BBM.

1.1.8 Student Enrolment Trend in BScCSIT 2076/77

	GIRLS	EDJ*	Dalits	Madhesi	Total
First Semester	15	1	0	2	48
Third Semester	7	2	2	2	48
Fifth Semester	14	2	1	1	46
Seventh Semester	10	2	2	2	46



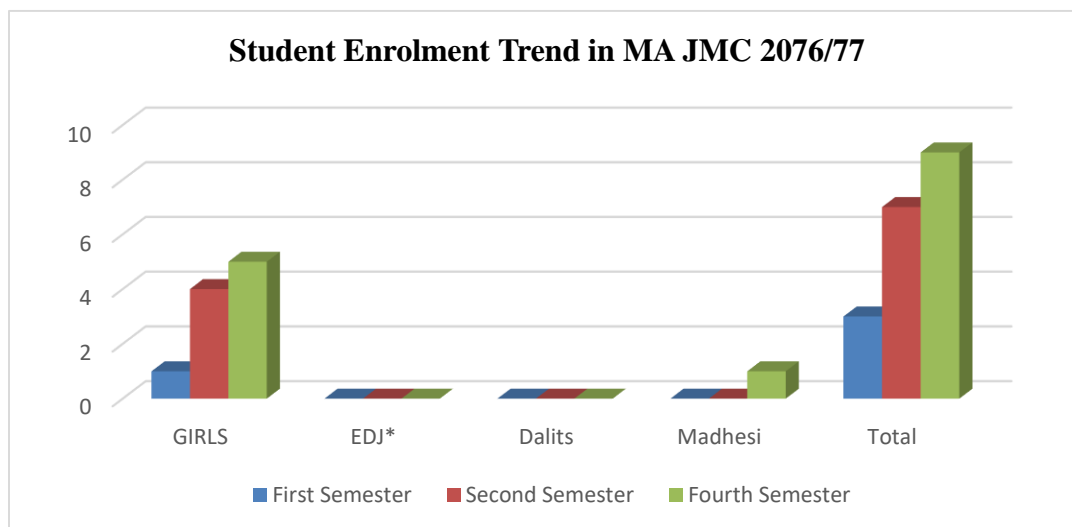
The general trend of this diagram depicts that most of the students who are attracted to study technical education are from the mainstream community. After the boys, girls are the second largest group. Whereas, EDJs and Madhesi showed their meager presence in the class while there were no Dalits in the classroom of 2076 in BScCSIT.



Madan Bhandari Memorial College

1.1.9 Student Enrolment Trend in MA JMC 2076/77

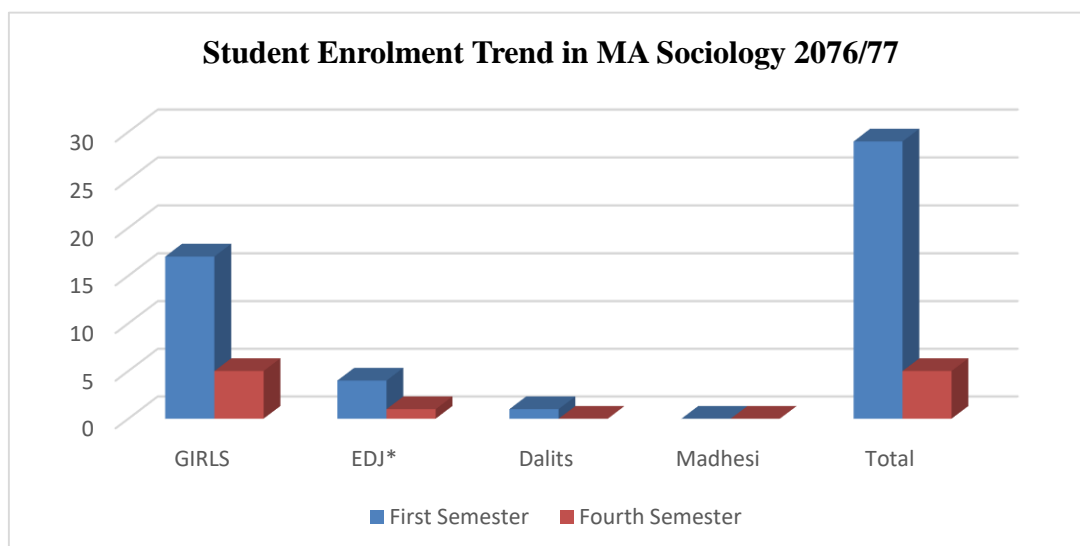
	GIRLS	EDJ*	Dalits	Madhesi	Total
First Semester	1	0	0	0	3
Second Semester	4	0	0	0	7
Fourth Semester	5	0	0	1	9



In the post-graduate classes of the general education stream, girls have shown a higher presence. While EDJs show a little presence, Dalit and Madhesi are non-existent. The overall trend of MA JMC enrollment is fluctuating.

1.1.10 Student Enrolment Trend in MA Sociology 2076/77

	GIRLS	EDJ*	Dalits	Madhesi	Total
First Semester	17	4	1	0	29
Fourth Semester	5	1	0	0	5



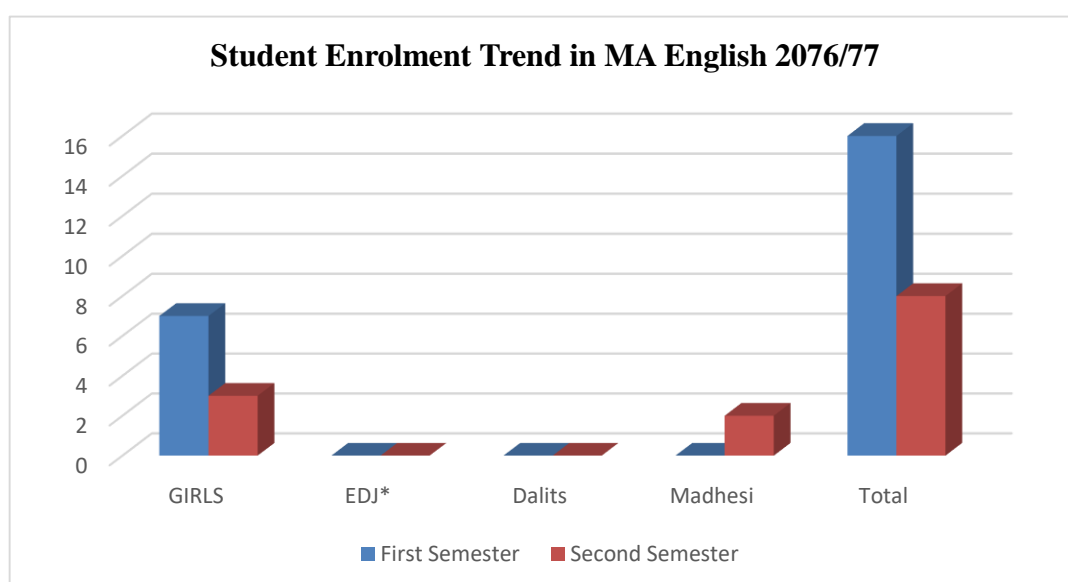


Madan Bhandari Memorial College

The above diagram shows that the first semester of MA sociology has a higher intake of students than in previous years. It shows there are the majority of girl students in the class. EDJs and Dalits are present with small numbers and Madhesi are non-existent.

1.1.11 Student Enrolment Trend in MA English 2076/77

	GIRLS	EDJ*	Dalits	Madhesi	Total
First Semester	7	0	0	0	16
Second Semester	3	0	0	2	8



The above diagram shows that the first semester of MA English has the highest intake of students than in the previous years. It shows there are remarkable numbers of girl students in the class. EDJ, Dalits, and Madhesi are non-existent.

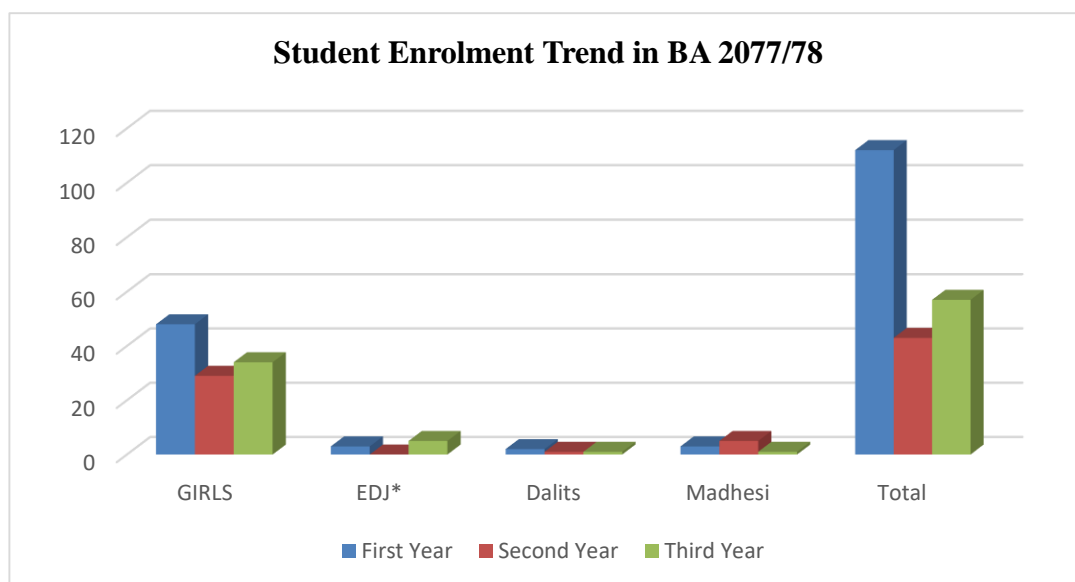


1.1.12 Student Enrolment: Annual System 2077/78

Student Enrolment in Current F.Y: 2077/078																																										
Level	Program Name	1 st Year										2 nd Year										3 rd Year										4 th year										Grand Total (1+2+3+4)
		TOTAL L 1	Others*		EDJ*		Dalit		Madhesi		TOTAL 2	Others*		EDJ*		Dalit		Madhesi		TOTAL 3	Others*		EDJ*		Dalit		Madhesi		TOTAL 4	Others*		EDJ*		Dalit		Madhesi						
			M	F	M	F	M	F	M	F		M	F	M	F	M	F	M	F		M	F	M	F	M	F	M	F		M	F	M	F	M	F	M	F					
Bachelor's Level	BBS	121	65	43	3	3	1	0	4	2	74	39	28	1	0	2	0	2	2	42	15	24	1	0	0	1	0	1	45	15	19	1	1	3	1	2	3	282				
	BA	112	59	45	1	2	2	0	2	1	43	11	26	0	0	1	0	2	3	57	19	31	4	1	0	1	0	1	-	-	-	-	-	-	-	-	-	212				
	-	-	-	-	-	-	-	-	-	-	-	-	-	-	-	-	-	-	-	-	-	-	-	-	-	-	-	-	-	-	-	-	-	-	-	-	-					
Grand Sub Total		233	124	88	4	5	3	0	6	3	117	50	54	1	0	3	0	4	5	99	34	55	5	1	0	2	0	2	45	15	19	1	1	3	1	2	3	494				

**1.1.13 Student Enrolment Trend in BA 2077/78**

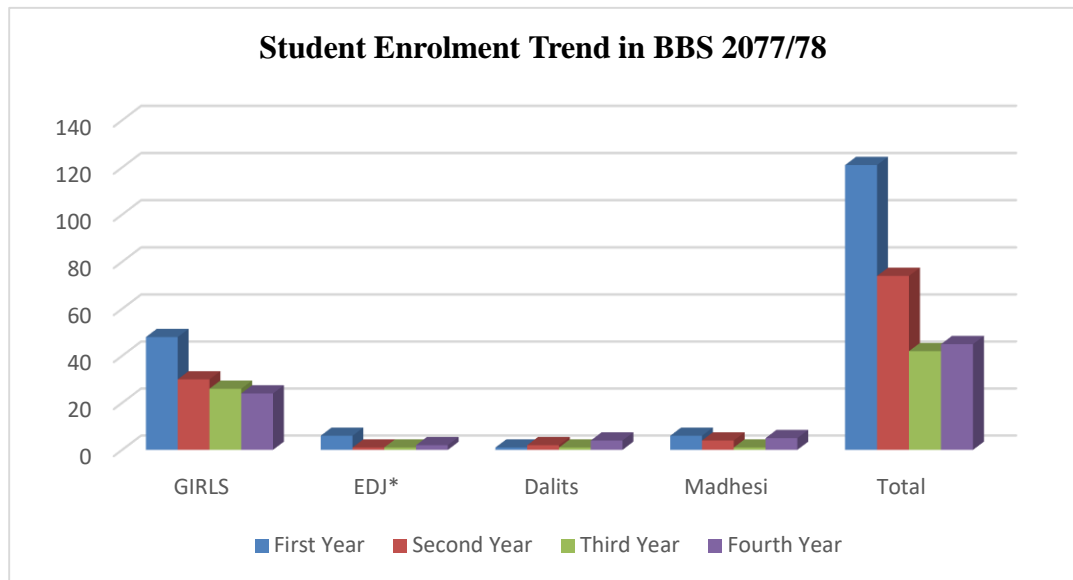
	GIRLS	EDJ*	Dalits	Madhesi	Total
First Year	48	3	2	3	112
Second Year	29	0	1	5	43
Third Year	34	5	1	1	57



This diagram shows that most of the girls have chosen to study the courses in Humanities as they figure out the dominant majority in BA in 2077. The lowest number of students studied in the second year. Dalits are the most marginalized groups in terms of their number in the same year.

1.1.14 Student Enrolment Trend in BBS 2077/78

	GIRLS	EDJ*	Dalits	Madhesi	Total
First Year	48	6	1	6	121
Second Year	30	1	2	4	74
Third Year	26	1	1	1	42
Fourth Year	24	2	4	5	45

**Madan Bhandari Memorial College**

This diagram shows that like the BBS program, most of the girls have chosen to study the courses in Management. The highest number of girl students are enrolled in 2077. The lowest number of girl students studied in the fourth year. EDJs, Madhesi, and Dalits are the most marginalized groups in terms of their number in the same year.



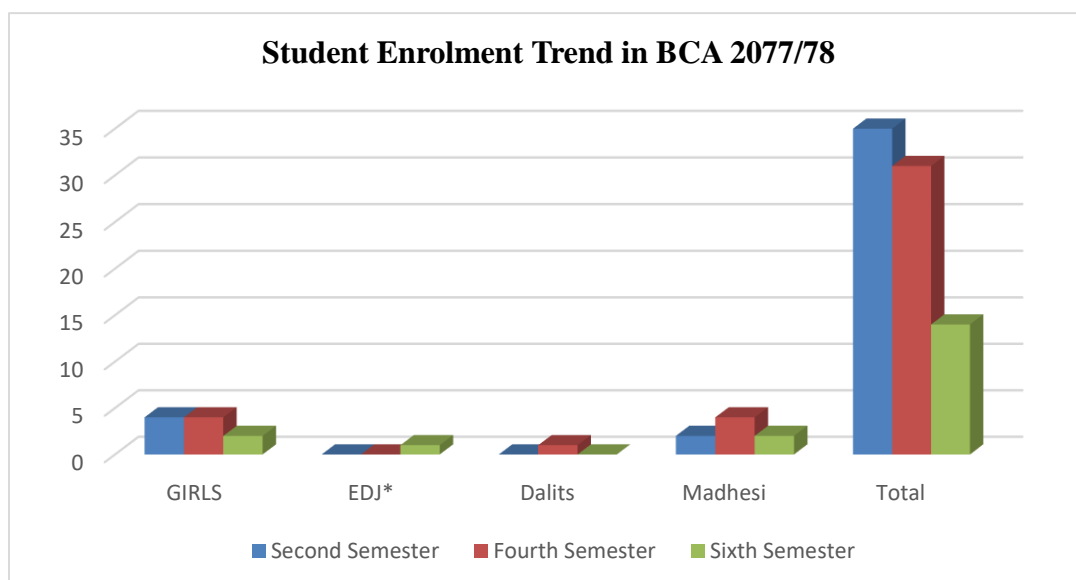
Madan Bhandari Memorial College

1.1.15 Student Enrolment: Semester System 2077/78

Semester	Student Enrolment In Current F.Y: 2077/078																											Grand Total (1+2+3+4+5+6)			
	Program Name : BScCSIT					Program Name: BCA					Program Name: BBM					Program Name: MA JMC					Program Name: MA Sociology					Program Name: MA English					
	TOTAL (1)	GIRLS	EDJ*	Dalits	Madhesi	TOTAL (2)	GIRLS	EDJ*	Dalits	Madhesi	TOTAL (3)	GIRLS	EDJ*	Dalits	Madhesi	TOTAL (4)	GIRLS	EDJ*	Dalits	Madhesi	TOTAL (5)	GIRLS	EDJ*	Dalits	Madhesi	TOTAL (6)	GIRLS		EDJ*	Dalits	Madhesi
1 st Sem (a)	-	-	-	-	-	-	-	-	-	-	-	-	-	-	-	16	10	0	1	1	26	15	0	0	1	15	6	0	0	1	57
2 nd Sem (b)	48	18	0	0	1	35	4	0	0	2	36	21	1	1	3	-	-	-	-	-	-	-	-	-	-	-	-	-	-	-	119
3 rd Sem (c)	48	16	1	0	2	-	-	-	-	-	-	-	-	-	-	-	-	-	-	-	26	16	2	0	3	11	4	0	0	0	85
4 th Sem (d)	-	-	-	-	-	31	4	0	1	4	43	30	4	0	3	8	5	0	0	0	-	-	-	-	-	5	1	1	0	0	87
5 th Sem (e)	46	8	1	1	2	-	-	-	-	-	-	-	-	-	-	-	-	-	-	-	-	-	-	-	-	-	-	-	-	-	46
6 th Sem (f)	-	-	-	-	-	14	2	1	0	2																					14
7 th Sem (g)	48	12	2	0	0	-	-	-	-	-																					48
8 th Sem (h)	-	-	-	-	-																										
Grand Sub Total (a+c+e+g+i) Or (b+d+f+h+j)	190	54	4	1	5	80	10	1	1	8	79	51	5	1	6	24	15	0	1	1	52	31	2	0	3	31	11	1	0	1	456

**1.1.16 Student Enrolment Trend in BCA 2077/78**

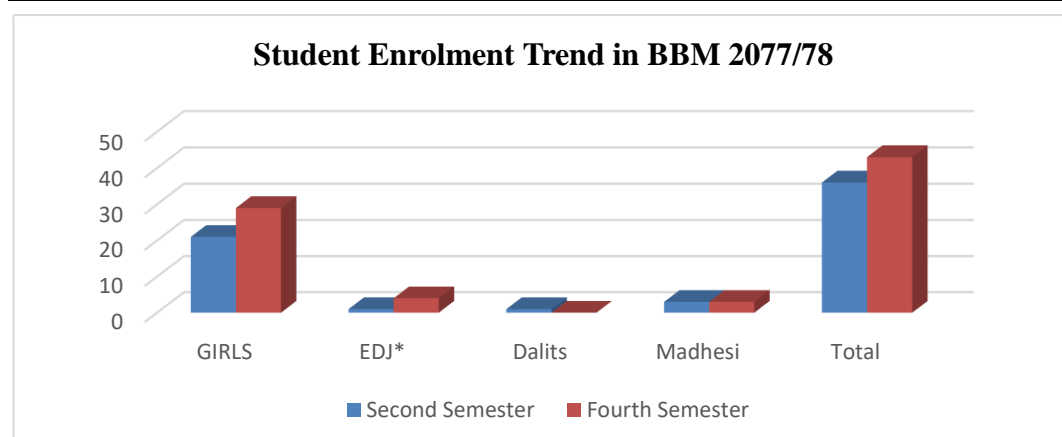
	GIRLS	EDJ*	Dalits	Madhesi	Total
Second Semester	4	0	0	2	35
Fourth Semester	4	0	1	4	31
Sixth Semester	2	1	0	2	14



The above diagram shows that the second semester has a higher intake of students than the previous year. It shows there are only a few girl students in the class. EDJ, Dalits, and Madhesi are very small in number.

1.1.17 Student Enrolment Trend in BBM 2077/78

	GIRLS	EDJ*	Dalits	Madhesi	Total
Second Semester	21	1	1	3	36
Fourth Semester	29	4	0	3	43

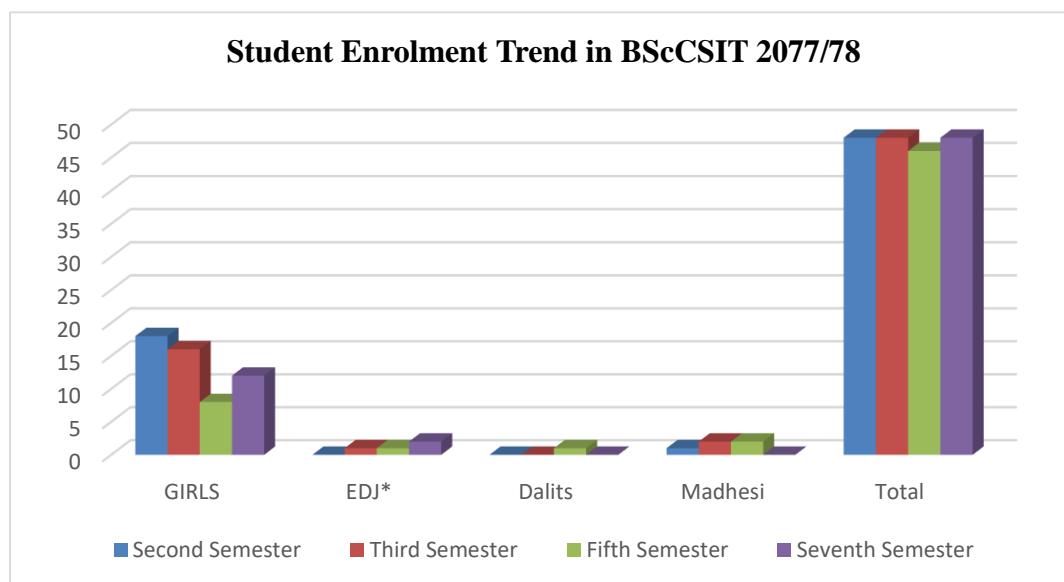




The above diagram shows that the first semester of BBM has less intake than previous year. Girl students are in majority in both semesters. It shows there is a small number of EDJs and Dalits, and Madhesi are not enrolled in BBM.

1.1.18 Student Enrolment Trend in BScCSIT 2077/78

	GIRLS	EDJ*	Dalits	Madhesi	Total
Second Semester	18	0	0	1	48
Third Semester	16	1	0	2	48
Fifth Semester	8	1	1	2	46
Seventh Semester	12	2	0	0	48



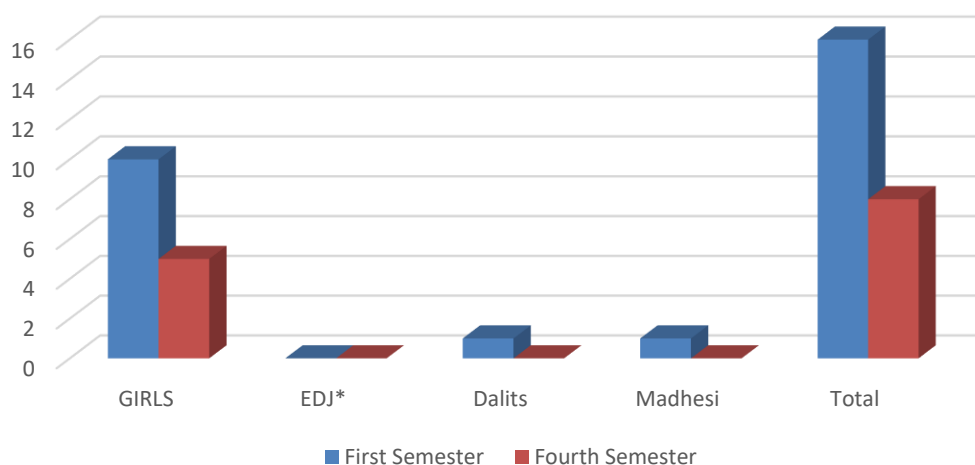
The general trend of this diagram depicts that most of the students who are attracted to study technical education are from the mainstream community. After the boys, girls are the second largest group. Whereas, EDJs, Dalits and Madhesi showed their meager presence.

1.1.19 Student Enrolment Trend in MA JMC 2077/78

	GIRLS	EDJ*	Dalits	Madhesi	Total
First Semester	10	0	1	1	16
Fourth Semester	5	0	0	0	8



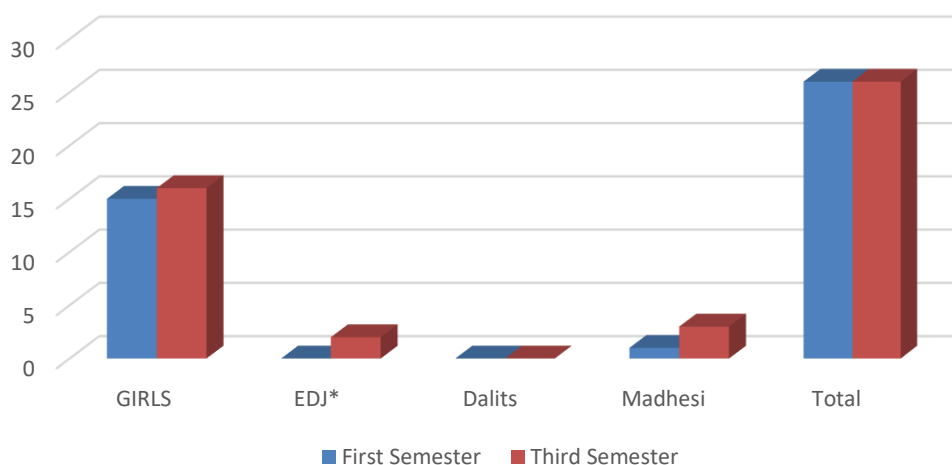
Madan Bhandari Memorial College

Student Enrolment Trend in MA JMC 2077/78

In the post-graduate classes of the general education stream, girls have shown a higher presence. While EDJs show a little presence, Dalit and Madhesi are non-existent. The overall trend of MA JMC enrollment is fluctuating.

1.1.20 Student Enrolment Trend in MA Sociology 2077/78

	GIRLS	EDJ*	Dalits	Madhesi	Total
First Semester	15	0	0	1	26
Third Semester	16	2	0	3	26

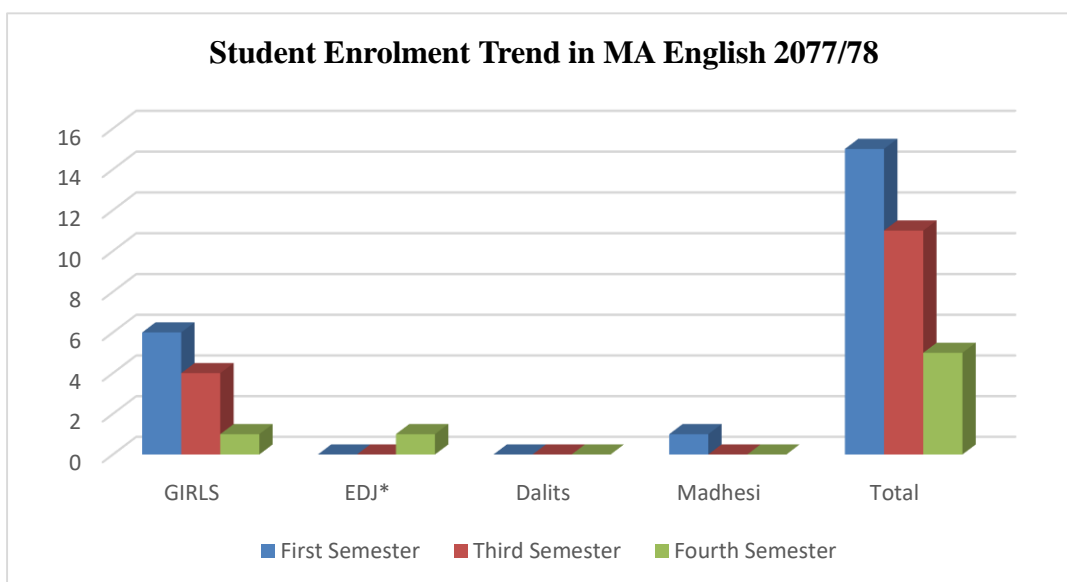
Student Enrolment Trend in MA Sociology 2077/78

**Madan Bhandari Memorial College**

The above diagram shows that the first semester of MA sociology has a constant intake of students than in previous years. It shows there are the majority of girl students in the class. EDJs and Dalits are present with small numbers and Madhesi are non-existent.

1.1.21 Student Enrolment Trend in MA English 2077/78

	GIRLS	EDJ*	Dalits	Madhesi	Total
First Semester	6	0	0	1	15
Third Semester	4	0	0	0	11
Fourth Semester	1	1	0	0	5



The above diagram shows that the first semester of MA English has the highest intake of students than in the previous years. It shows there are remarkable numbers of girl students in the class. Dalits are non-existent.



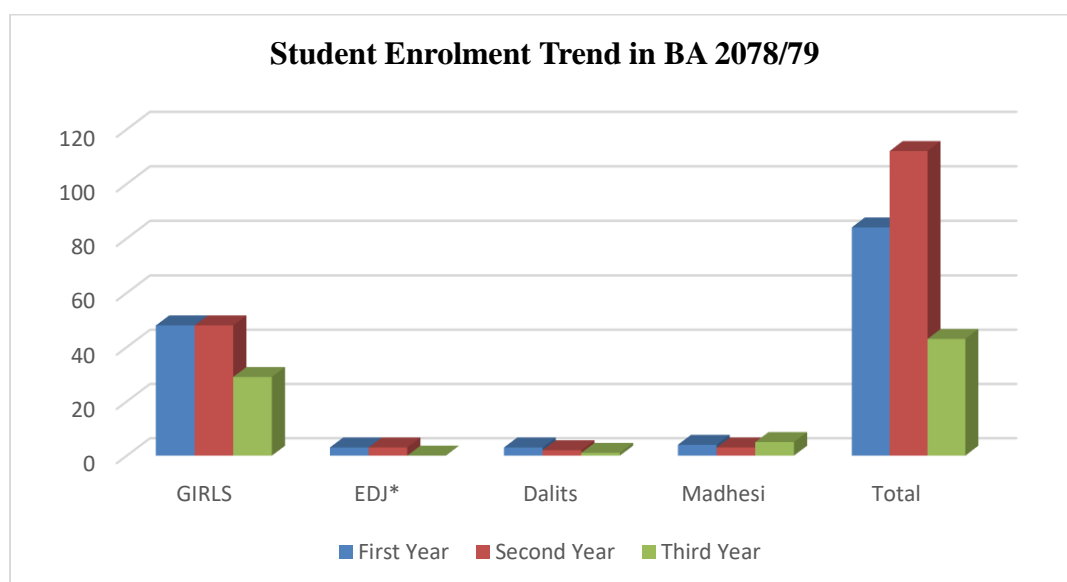
Madan Bhandari Memorial College

1.1.22 Student Enrolment: Annual System 2078/79

Student Enrolment in Current F.Y: 2078/079																																							
Program Name	1 st Year									2 nd Year									3 rd Year										4 th year										Grand Total (1+2+3+4)
	TOTAL L 1	Others*		EDJ*		Dalit		Madhes i		TOT AL 2	Others*		EDJ*		Dalit		Madhesi		TOT AL 3	Others*		EDJ*		Dalit		Madhesi		TOTA L 4	Others*		EDJ*		Dalit		Madhesi				
		M	F	M	F	M	F	M	F			M	F	M	F	M	F	M		F		M	F	M	F	M	F		M	F		M	F	M	F	M	F		
BBS	115	55	48	1	3	1	2	3	2	121	65	43	3	3	1	0	4	2	74	39	28	1	0	2	0	2	2	42	15	24	1	0	0	1	0	1	352		
BA	84	31	43	2	1	2	1	1	3	112	59	45	1	2	2	0	2	1	43	11	26	0	0	1	0	2	3	-	-	-	-	-	-	-	-	-	239		
Grand Sub Total	199	86	91	3	4	3	3	4	5	233	124	88	4	5	3	0	6	3	117	50	54	1	0	3	0	4	5	42	15	24	1	0	0	1	0	1	591		

**1.1.23 Student Enrolment Trend in BA 2078/79**

	GIRLS	EDJ*	Dalits	Madhesi	Total
First Year	48	3	3	4	84
Second Year	48	3	2	3	112
Third Year	29	0	1	5	43



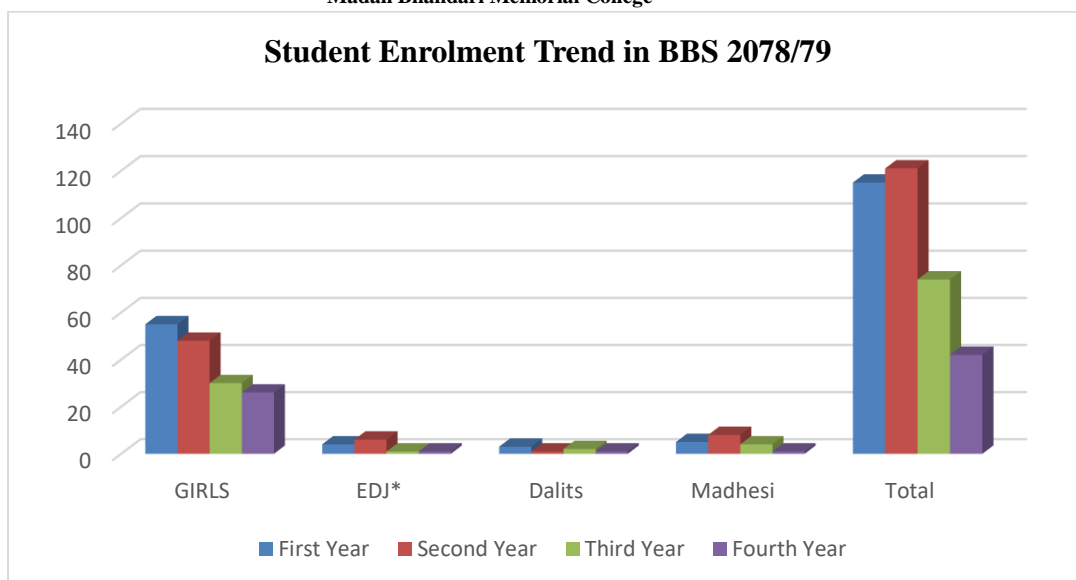
This diagram shows that most of the girls have chosen to study the courses in Humanities as they figure out the dominant majority in BA in 2077. The lowest number of students studied in the third year. Dalits are the most marginalized groups in terms of their number in the same year.

1.1.24 Student Enrolment Trend in BBS 2078/79

	GIRLS	EDJ*	Dalits	Madhesi	Total
First Year	55	4	3	5	115
Second Year	48	6	1	8	121
Third Year	30	1	2	4	74
Fourth Year	26	1	1	1	42



Madan Bhandari Memorial College



This diagram shows that like the BA program, most of the girls have chosen to study the courses in Management. The highest number of girl students are enrolled in 2077. The lowest number of girl students studied in the fourth year. EDJs, Madhesi, and Dalits are the most marginalized groups in terms of their number in the same year.



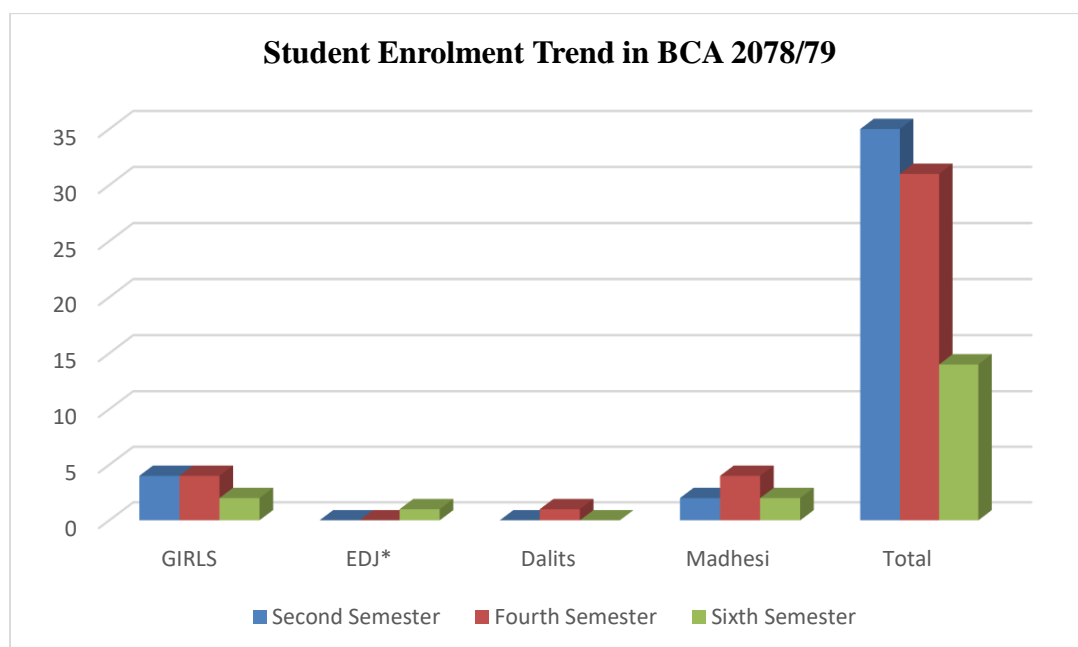
Madan Bhandari Memorial College

1.1.25 Student Enrolment: Semester System 2078/79

Semester	Student Enrolment In Current F.Y: 2078/079																										Grand Total (1+2+3+4+5+6)				
	Program Name : BScCSIT					Program Name: BCA					Program Name: BBM					Program Name: MA JMC					Program Name: MA Sociology					Program Name: MA English					
	TOTAL (1)	GIRLS	EDJ*	Dalits	Madhesi	TOTAL (2)	GIRLS	EDJ*	Dalits	Madhesi	TOTAL (3)	GIRLS	EDJ*	Dalits	Madhesi	TOTAL (4)	GIRL S	EDJ*	Dalits	Madhesi	TOTAL (5)	GIRL S	EDJ*	Dalits	Madhesi	TOTAL (6)		GIRL S	EDJ*	Dalits	Madhesi
1 st Sem (a)	-	-	-	-	-	-	-	-	-	-	-	-	-	-	-	16	10	0	1	1	26	15	0	0	1	15	6	0	0	1	57
2 nd Sem (b)	48	18	0	0	1	35	4	0	0	2	36	21	1	1	3	-	-	-	-	-	-	-	-	-	-	-	-	-	-	-	119
3 rd Sem (c)	48	16	1	0	2	-	-	-	-	-	-	-	-	-	-	-	-	-	-	-	26	16	2	0	3	11	4	0	0	0	85
4 th Sem (d)	-	-	-	-	-	31	4	0	1	4	43	30	4	0	3	8	5	0	0	0	-	-	-	-	-	5	1	1	0	0	87
5 th Sem (e)	46	8	1	1	2	-	-	-	-	-	-	-	-	-	-	-	-	-	-	-	-	-	-	-	-	-	-	-	-	-	46
6 th Sem (f)	-	-	-	-	-	14	2	1	0	2																					14
7 th Sem (g)	48	12	2	0	0	-	-	-	-	-																					48
8 th Sem (h)	-	-	-	-	-																										
Grand Sub Total (a+c+e+g+i) Or (b+d+f+h+i)	190	54	4	1	5	80	10	1	1	8	79	51	5	1	6	24	15	0	1	1	52	31	2	0	3	31	11	1	0	1	456

**1.1.26 Student Enrolment Trend in BCA 2078/79**

	GIRLS	EDJ*	Dalits	Madhesi	Total
Second Semester	4	0	0	2	35
Fourth Semester	4	0	1	4	31
Sixth Semester	2	1	0	2	14

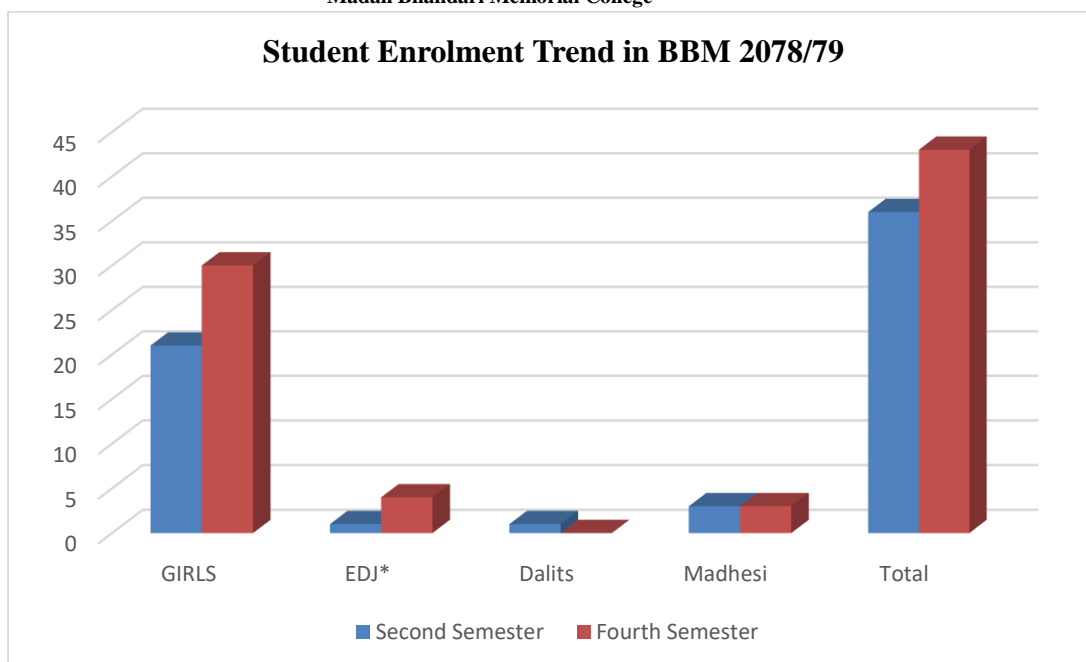


The above diagram shows that the first semester has a higher intake of students than the previous year. It shows there are only a few girl students in the class. EDJ, Dalits, and Madhesi are very small in number.

1.1.27 Student Enrolment Trend in BBM 2078/79

	GIRLS	EDJ*	Dalits	Madhesi	Total
Second Semester	21	1	1	3	36
Fourth Semester	30	4	0	3	43

Madan Bhandari Memorial College

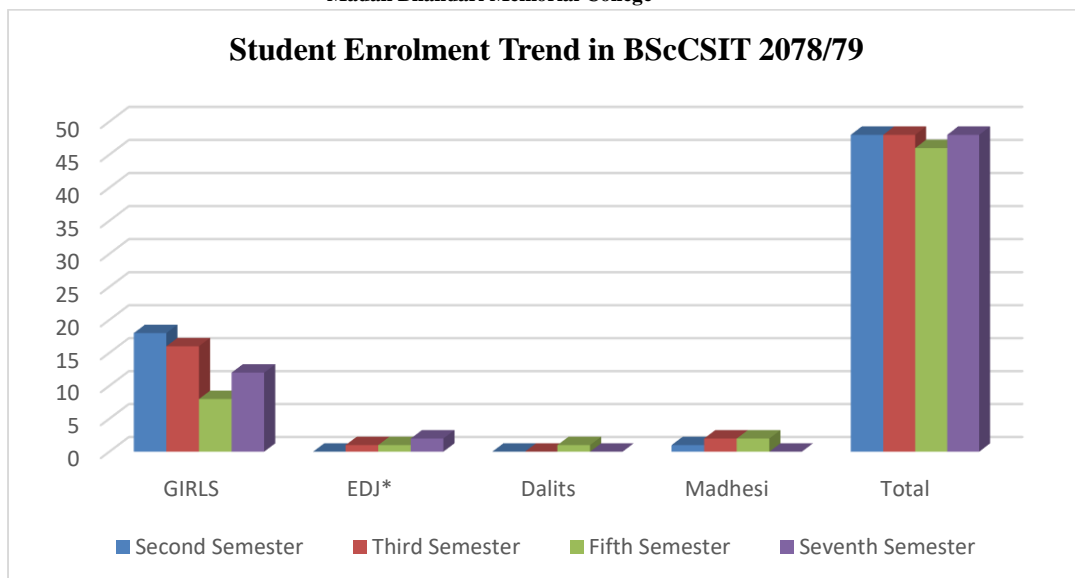


The college initiated to introduce new applied programs in the faculty of management as the BBM program. The above diagram shows that the number of students is slightly decreasing and girl students are in majority. It shows there is a small number of EDJs and Dalits, and Madhesi are not enrolled in BBM.

1.1.28 Student Enrolment Trend in BScCSIT 2078/79

	GIRLS	EDJ*	Dalits	Madhesi	Total
Second Semester	18	0	0	1	48
Third Semester	16	1	0	2	48
Fifth Semester	8	1	1	2	46
Seventh Semester	12	2	0	0	48

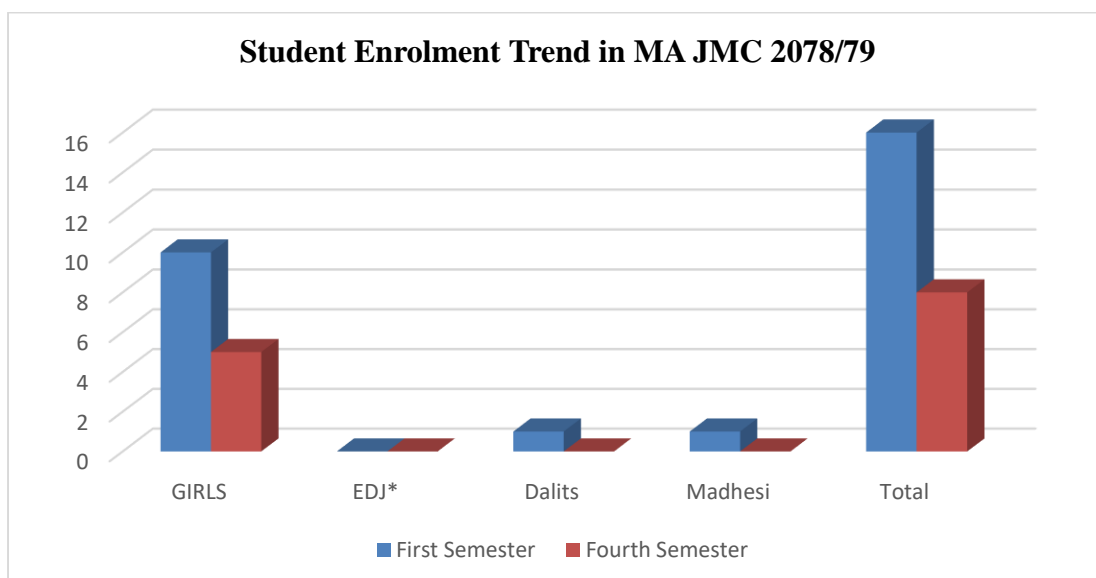
Madan Bhandari Memorial College



The general trend of this diagram depicts that most of the students who are attracted to study technical education are from the mainstream community. After the boys, girls are the second largest group. Whereas, EDJs and Madhesi showed their meager presence in the class while there were no Dalits in the classroom of 2075, 2077 and 2078 in BScCSIT.

1.1.29 Student Enrolment Trend in MA JMC 2078/79

	GIRLS	EDJ*	Dalits	Madhesi	Total
First Semester	10	0	1	1	16
Fourth Semester	5	0	0	0	8



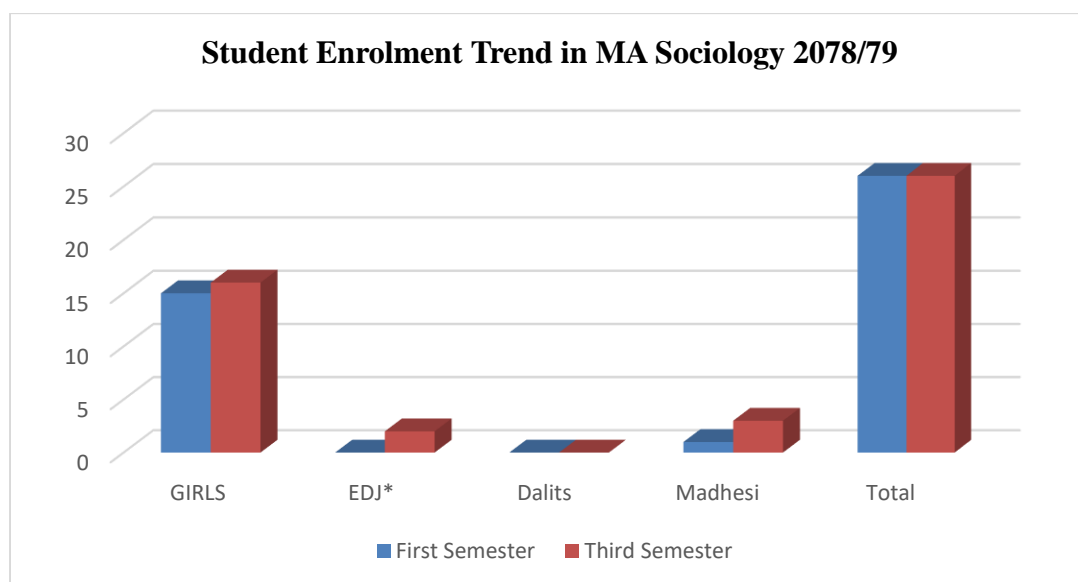


Madan Bhandari Memorial College

In the post-graduate classes of the general education stream, girls have shown a higher presence. While EDJs show a little presence, Dalit and Madhesi are non-existent. The overall trend of MA JMC enrollment is fluctuating.

1.1.30 Student Enrolment Trend in MA Sociology 2078/79

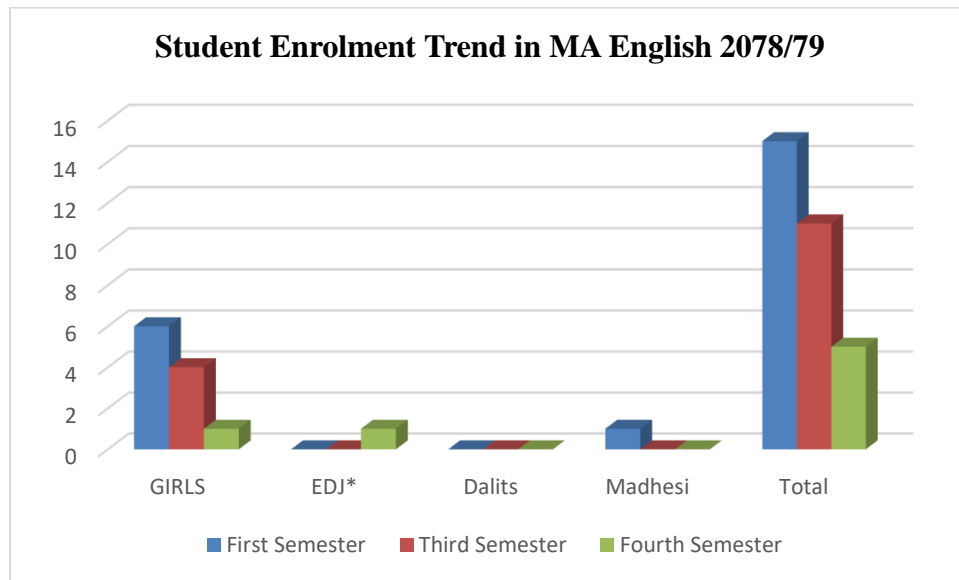
	GIRLS	EDJ*	Dalits	Madhesi	Total
First Semester	15	0	0	1	26
Third Semester	16	2	0	3	26



The above diagram shows that the first semester of MA sociology has a higher intake of students than in previous years. It shows there are the majority of girl students in the class. EDJs and Dalits are present with small numbers and Madhesi are non-existent.

1.1.31 Student Enrolment Trend in MA English 2078/79

	GIRLS	EDJ*	Dalits	Madhesi	Total
First Semester	6	0	0	1	15
Third Semester	4	0	0	0	11
Fourth Semester	1	1	0	0	5

**Madan Bhandari Memorial College**

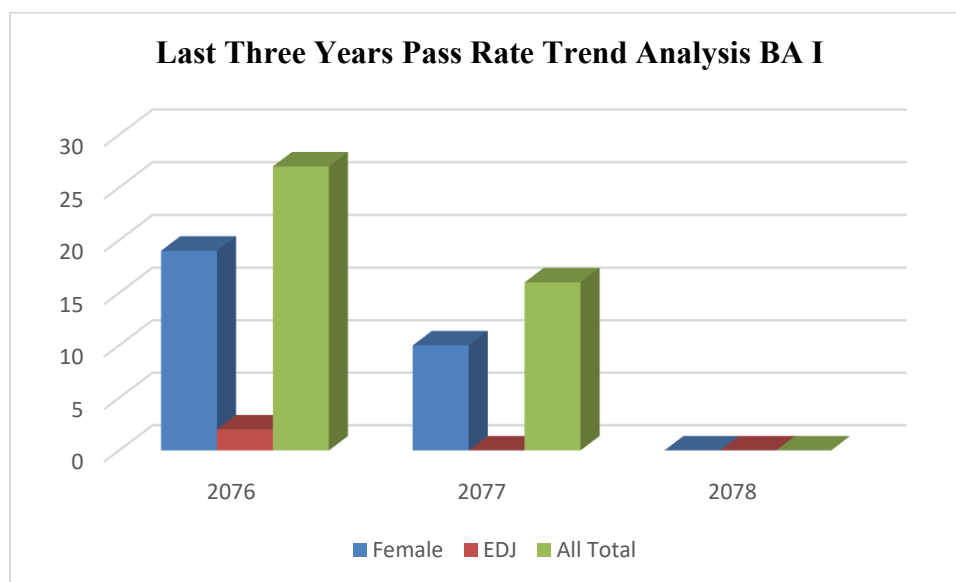
The above diagram shows that the first semester of MA English has the highest intake of students than in the previous years. It shows there are remarkable numbers of girl students in the class. EDJ, Dalits, and Madhesi are non-existent.



Madan Bhandari Memorial College

1.2 Pass Rate Trend Analysis**1.2.1 Last Three Years Pass Rate Trend Analysis BA I**

	2076	2077	2078
Female	19	10	-
EDJ	2	0	-
All Total	27	16	-

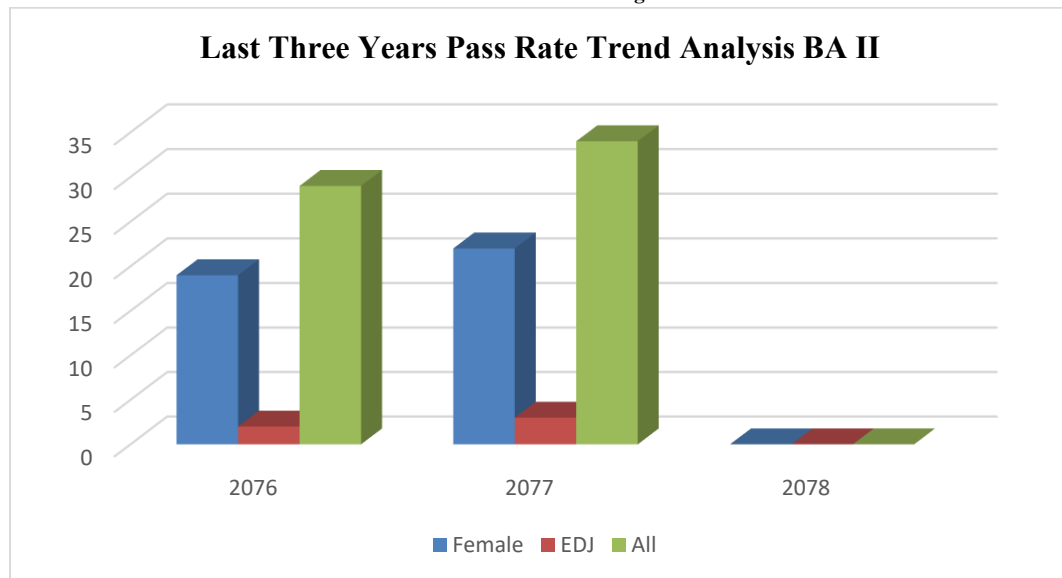


This diagram shows the fluctuating trend in the two progressive years. The girl students are seen as the sincerest ones in studies. In 2076, the pass rate peaked in contrast to the other years marking the highest number of pass students. The pass trend of EDJs remains very small in number. The result of 2078 is not published.

1.2.2 Last Three Years Pass Rate Trend Analysis BA II

	2076	2077	2078
Female	19	22	-
EDJ	2	3	-
All	29	34	-

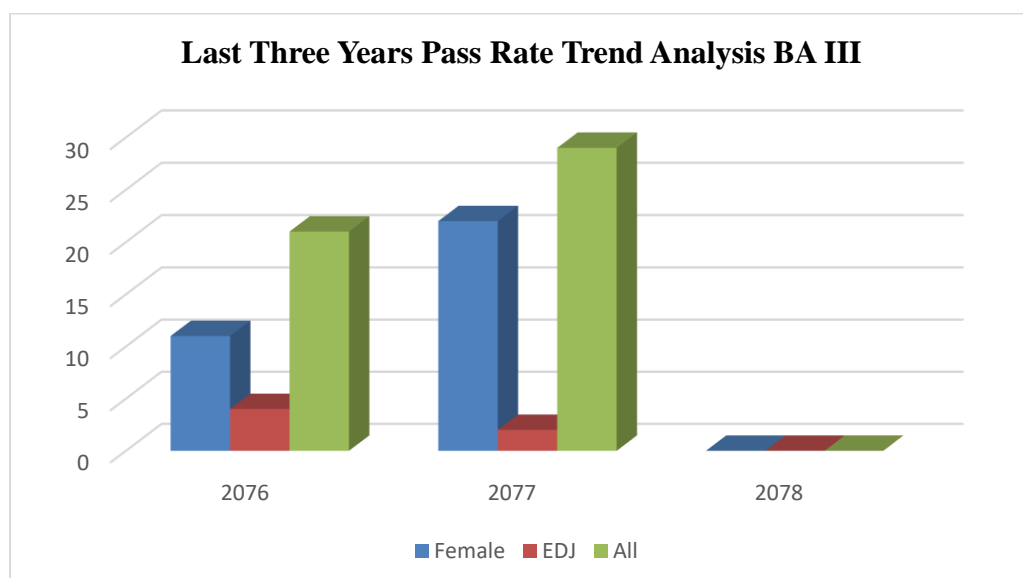
Madan Bhandari Memorial College



This diagram shows the increasing trend in the number of pass students in the last two years. The number of passing students peaked in 2077. The overall progress shows the steady progress of the final results. The result of 2078 is not published yet.

1.2.3 Last Three Years Pass Rate Trend Analysis BA III

	2076	2077	2078
Female	11	22	-
EDJ	4	2	-
All	21	29	-

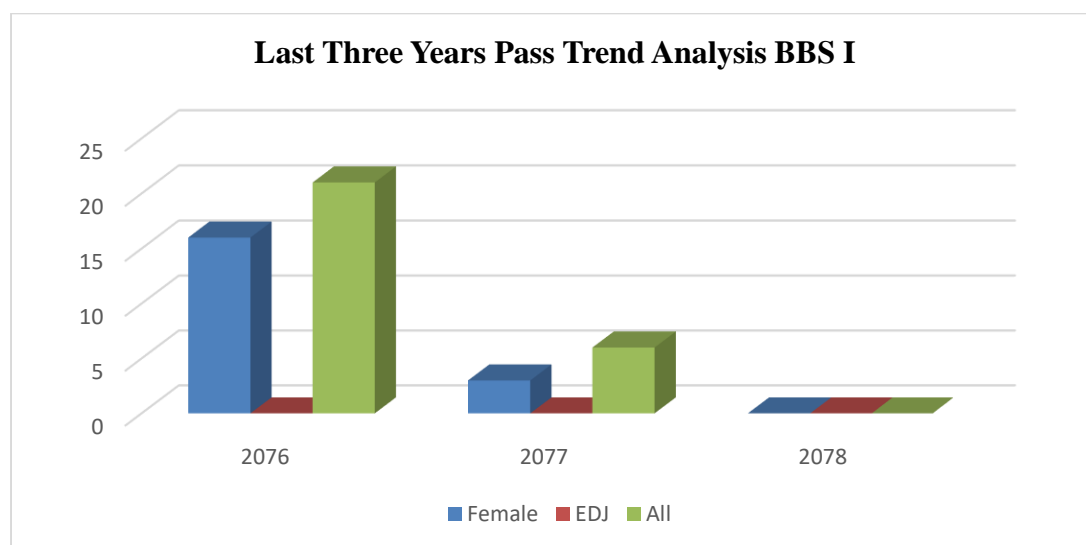




This diagram shows a increasing trend in the overall number of pass students in the past two years. Apparently, the pass number of girl students is steadily rising from 2076 to 2077. The overall pass number of girl students peaked in 2077 while it witnessed a rise of EDJ students' pass number in 2076.

1.2.4 Last Three Years Pass Trend Analysis BBS I

	2076	2077	2078
Female	16	3	-
EDJ	0	0	-
All	21	6	-



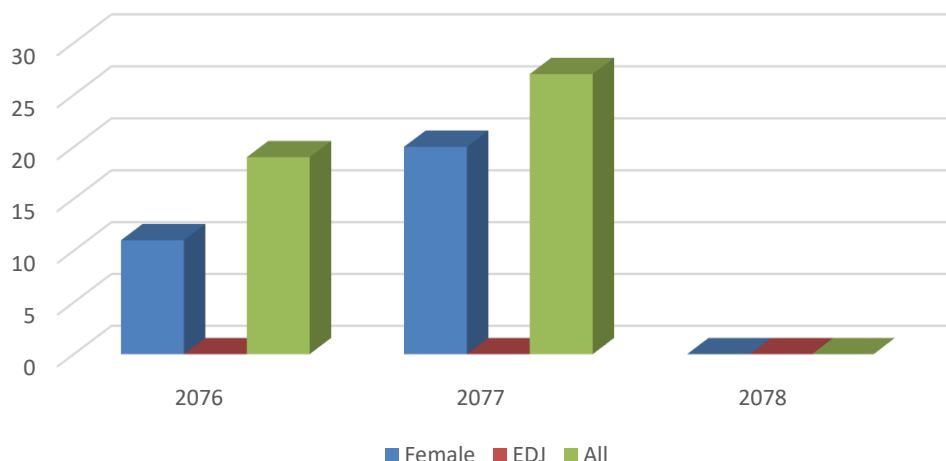
This diagram shows a decreasing trend of pass students over the last two years. The number of passing girl students has remained peak in the years 2076 and whereas, students belong to EDJs are non-existent. The result of 2078 is not published yet.

1.2.5 Last Three Years Pass Trend Analysis BBS II

	2076	2077	2078
Female	11	20	-
EDJ	0	0	-
All	19	27	-

Madan Bhandari Memorial College

Last Three Years Pass Trend Analysis BBS II

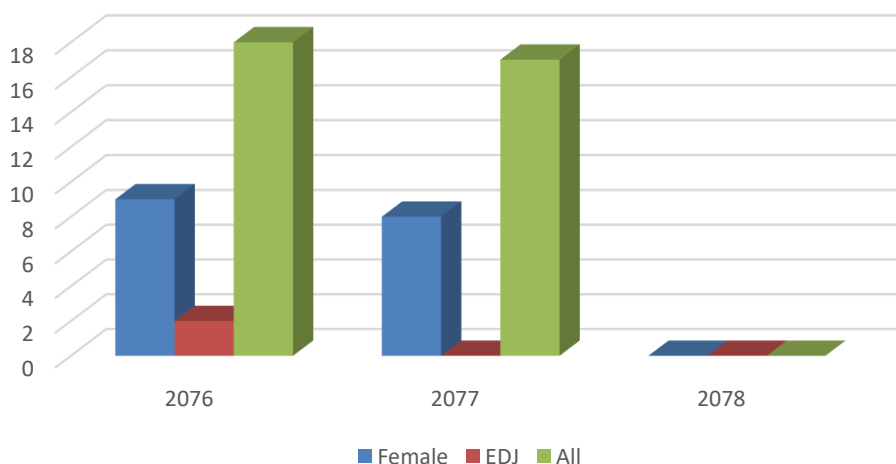


This diagram shows the increasing trend in the number of pass students from 2076 to 2077. Among them, the girl students take the lead in the year 2076 and 2077. The number of EDJs remains low in contrast to the other categories in every passing year. The result of 2078 is not published yet.

1.2.6 Last Three Years Pass Trend Analysis BBS III

	2076	2077	2078
Female	9	8	-
EDJ	2	0	-
All	18	17	-

Last Three Years Pass Trend Analysis BBS III



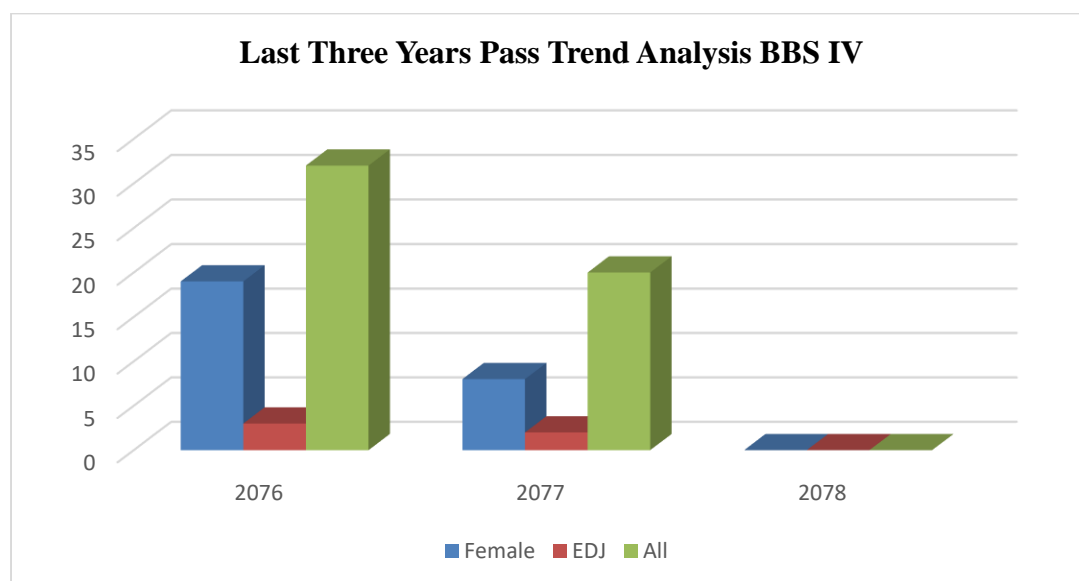


Madan Bhandari Memorial College

The pass trend of BBS III in the last two years reveals slightly fluctuating in the pass rate. The trend reveals that the passing number of girl students and EDJ students are in decreasing order. The result of 2078 is not published yet.

1.2.7 Last Three Years Pass Trend Analysis BBS IV

	2076	2077	2078
Female	19	8	-
EDJ	3	2	-
All	32	20	-



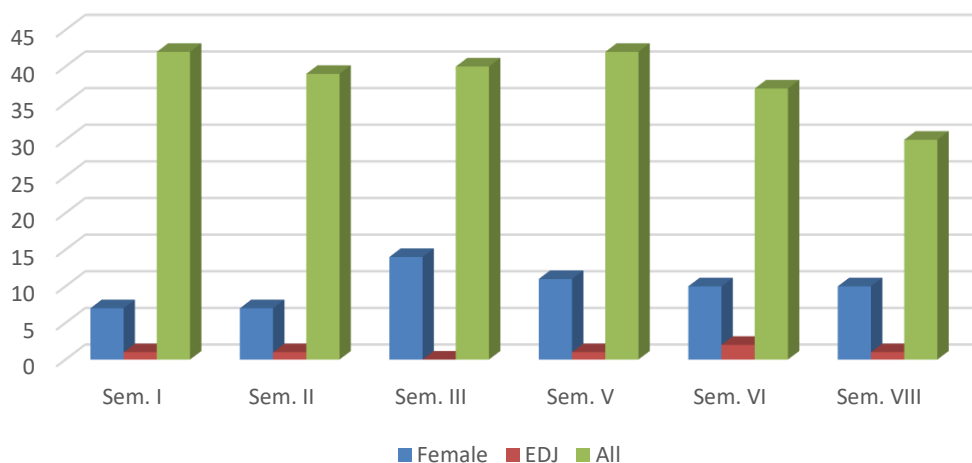
This diagram shows fluctuating in the number of pass students as well as fluctuating in the pass rate of girls' students. However, the number of EDJs has meager in each year. The result of 2078 is not published yet.

1.2.8 Pass Rate Analysis of BScCSIT 2076

	Sem. I	Sem. II	Sem. III	Sem. V	Sem. VI	Sem. VIII
Female	7	7	14	11	10	10
EDJ	1	1	0	1	2	1
All	42	39	40	42	37	30

Madan Bhandari Memorial College

Pass Rate Analysis of BScCSIT 2076

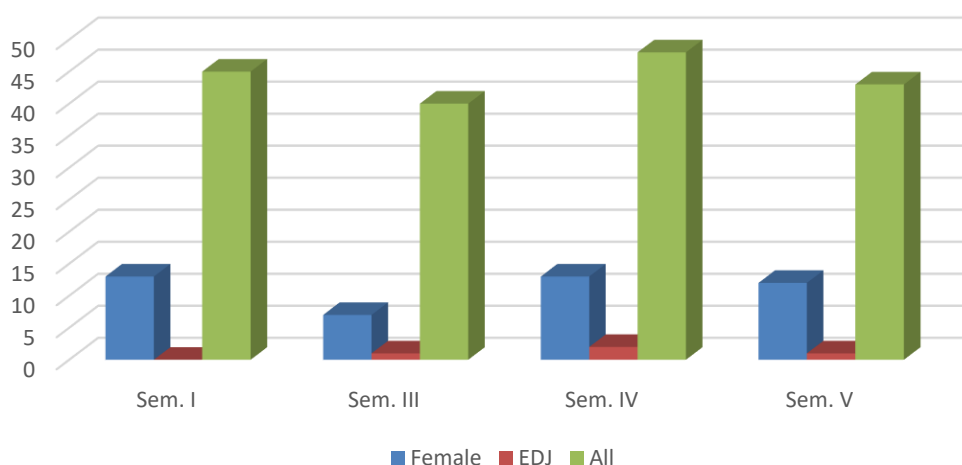


The diagram shows that the boy students in the first semester are the most talented ones as they lead other five-semester students in 2073 in terms of pass number. EDJ fare the least while females are in the middle in terms of pass number.

1.2.9 Pass Rate Analysis of BScCSIT 2077

	Semester I	Semester III	Semester IV	Semester V
Female	13	7	13	12
EDJ	0	1	2	1
All	45	40	48	43

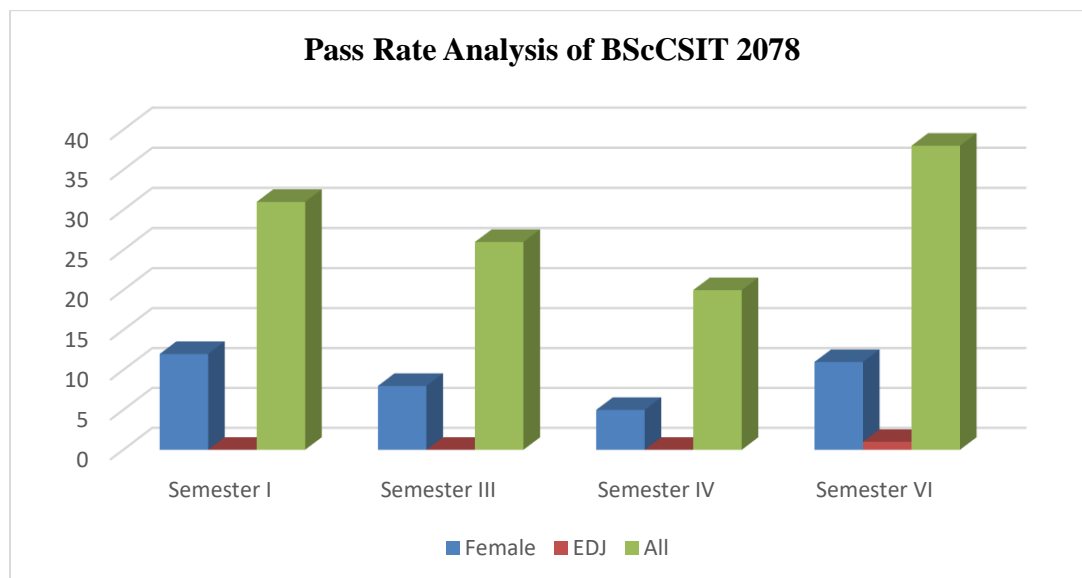
Pass Rate Analysis of BScCSIT 2077



The diagram shows that the excellent result in all the semesters of BScCSIT. Girls students are remarkable in pass number and EDJs are meager in number.

**1.2.10 Pass Rate Analysis of BScCSIT 2078**

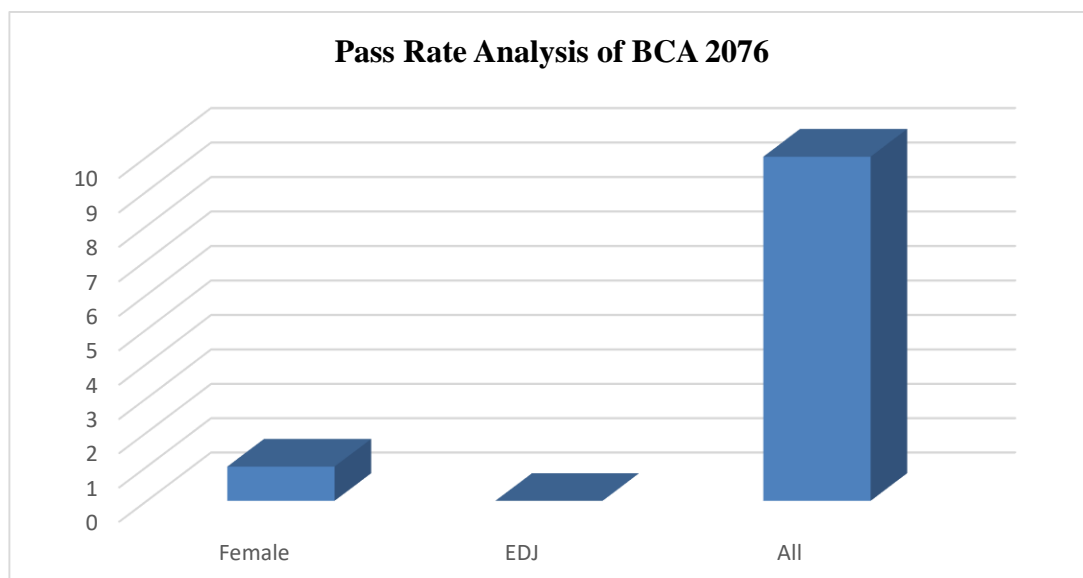
	Semester I	Semester III	Semester IV	Semester VI
Female	12	8	5	11
EDJ	0	0	0	1
All	31	26	20	38



The diagram shows that the slightly weak result in all the semesters of BScCSIT with respect to previous years. Girls students are remarkable in pass number and EDJs are meager in number.

1.2.11 Pass Rate Analysis of BCA 2076

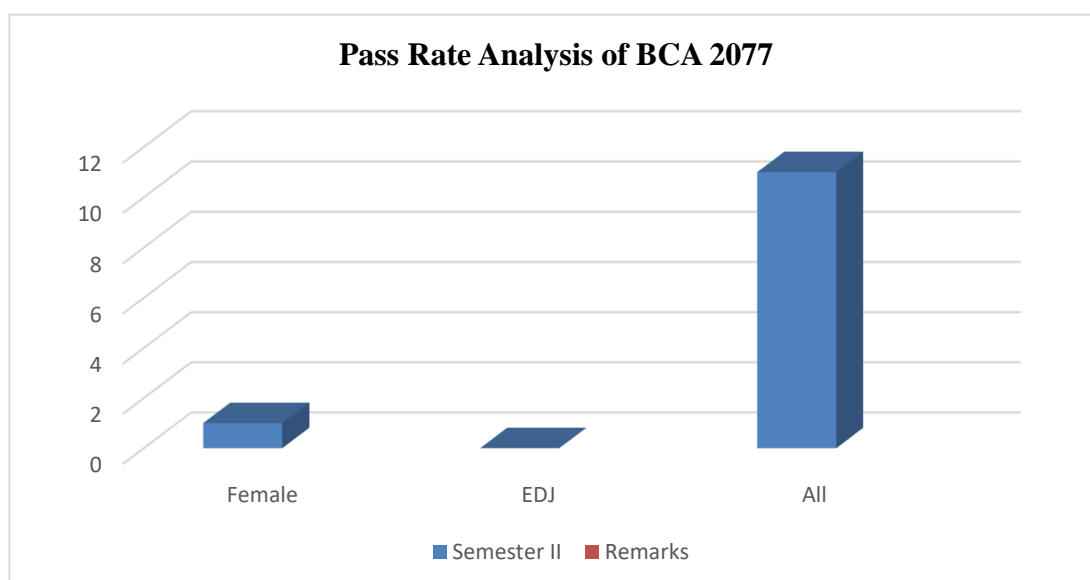
	Semester I	Remarks
Female	1	
EDJ	0	
All	10	



This diagram shows the encouraging number of pass students in 2076. The passing number of girl students represent their entity only and no EDJ students are seen in the result of BCA 2076.

1.2.12 Pass Rate Analysis of BCA 2077

	Semester II	Remarks
Female	1	
EDJ	0	
All	11	

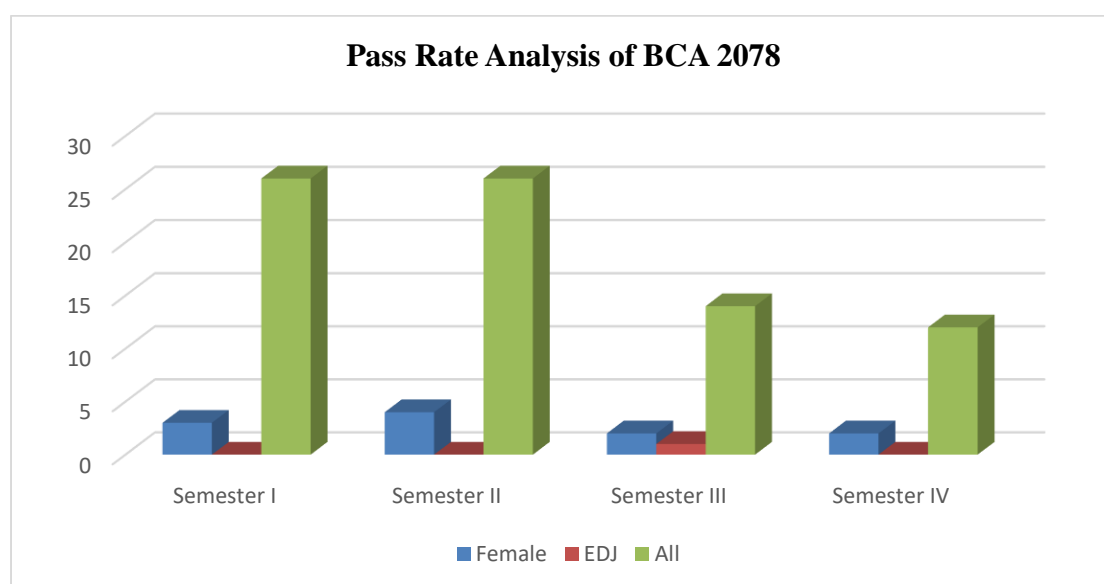




This diagram shows the encouraging number of pass students in 2077. The passing number of girl students represent their entity only and no EDJ students are seen in the result of BCA 2077.

1.2.13 Pass Rate Analysis of BCA 2078

	Semester I	Semester II	Semester III	Semester IV
Female	3	4	2	2
EDJ	0	0	1	0
All	26	26	14	12



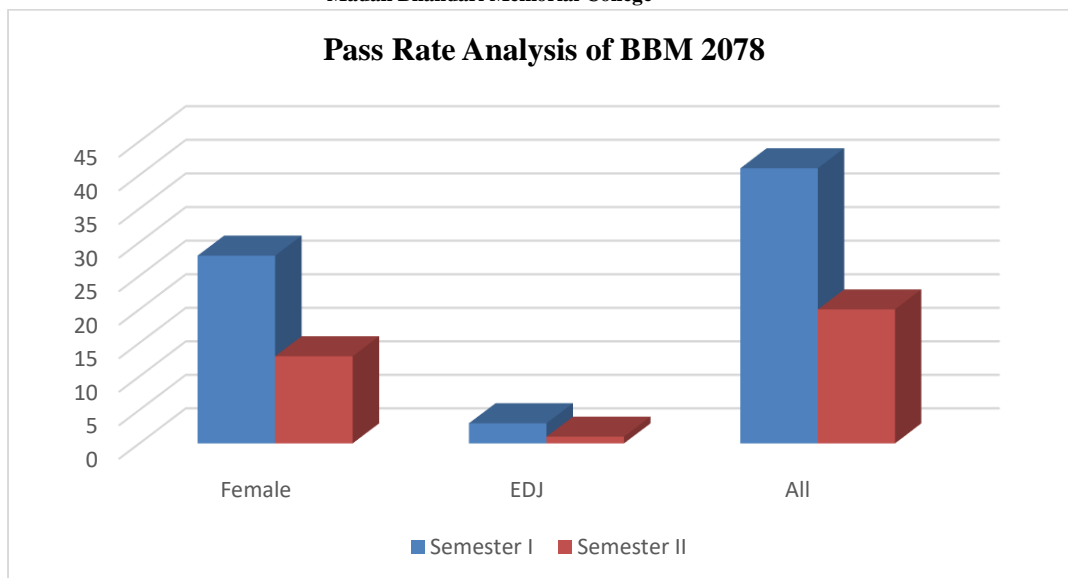
This diagram shows the encouraging number of pass students in 2078. The passing number of girl students represent their entity only and only one EDJ students are seen in the result of BCA 2078 in III semester.

1.2.14 Pass Rate Analysis of BBM 2078

	Semester I	Semester II
Female	28	13
EDJ	3	1
All	41	20

Madan Bhandari Memorial College

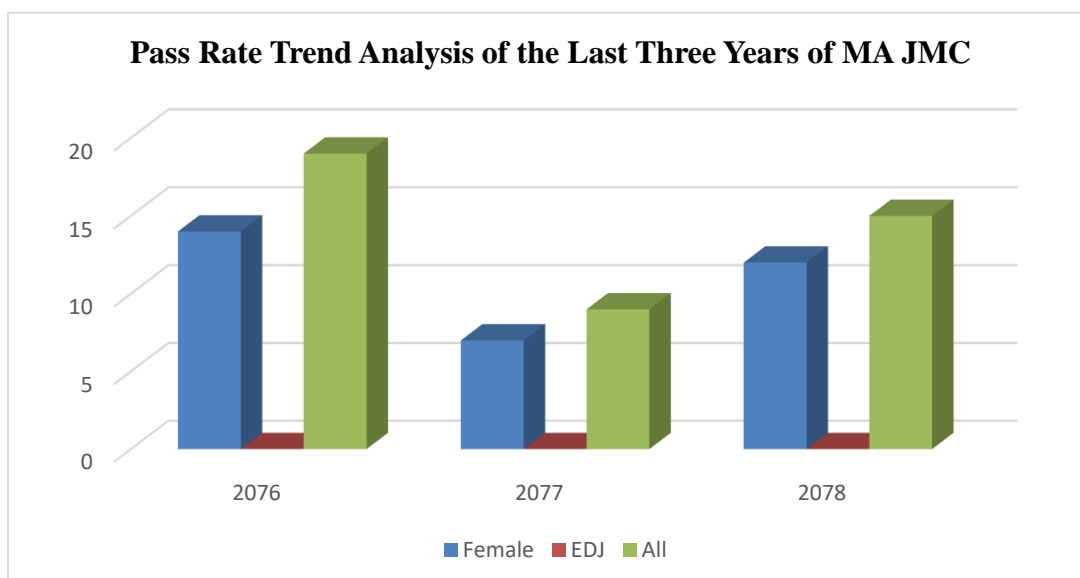
Pass Rate Analysis of BBM 2078



This diagram shows the encouraging number of pass students in 2078. The passing number of girl students is remarkable in number and small number of EDJ students is seen in the result of BBM 2078.

1.2.15 Pass Rate Trend Analysis of the Last Three Years of MA JMC

	2076	2077	2078
Female	14	7	12
EDJ	0	0	0
All	19	9	15

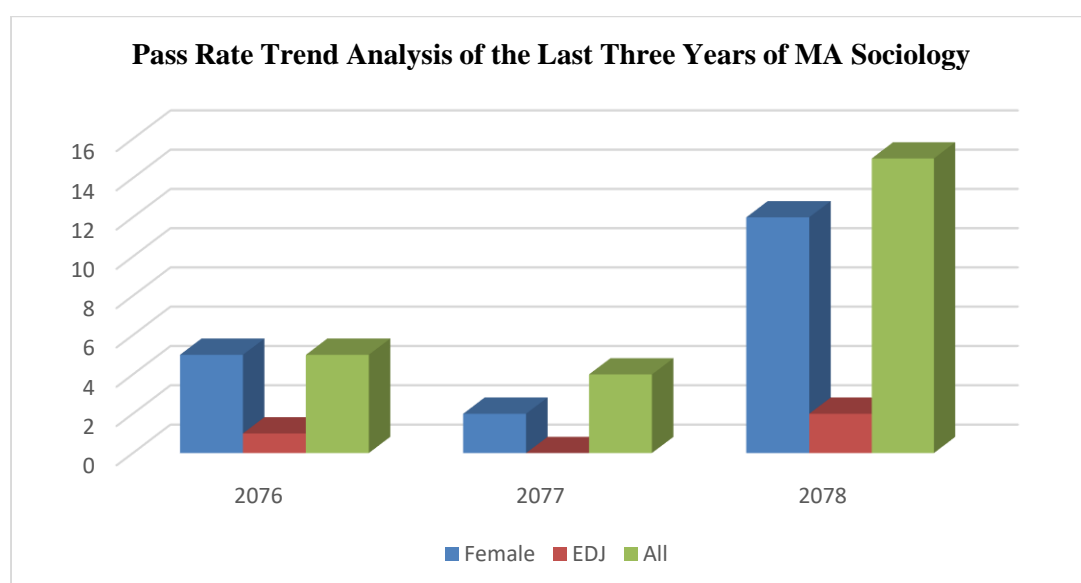




The diagram shows the fluctuating trends over the last three years. Though the girls were in the majority, the number of passing female students remains fluctuating. Apparently, EDJs were non-existent in JMC results.

1.2.16 Pass Rate Trend Analysis of the Last Three Years of MA Sociology

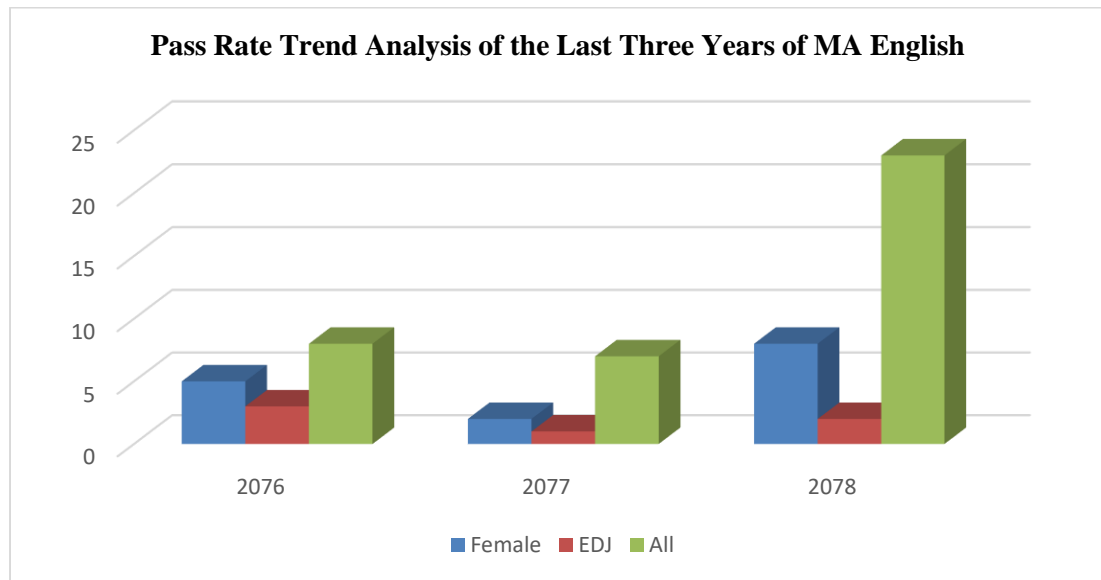
	2076	2077	2078
Female	5	2	12
EDJ	1	0	2
All	5	4	15



This diagram shows that the number of pass students are fluctuating in consecutive years. In contrast to other disciplines, the passing number of girl students are the majority in sociology. Similarly, very few students from the EDJ group have been successful in MA Sociology.

1.2.17 Pass Rate Trend Analysis of the Last Three Years of MA English

	2076	2077	2078
Female	5	2	8
EDJ	3	1	2
All	8	7	23



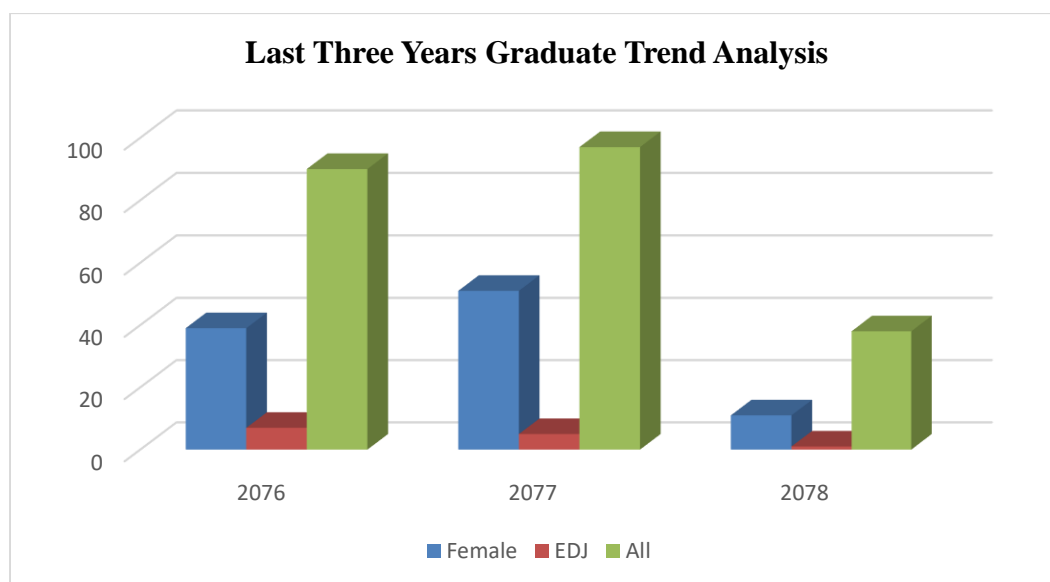
The above diagram shows that the number of pass students has increased in the result of MA English. However, there was a remarkable number of pass students from EDJ and girls.



1.3 Graduate Trend Analysis

1.3.1 Last Three Years Graduate Trend Analysis

	2076	2077	2078
Female	39	51	11
EDJ	7	5	1
All	90	97	38

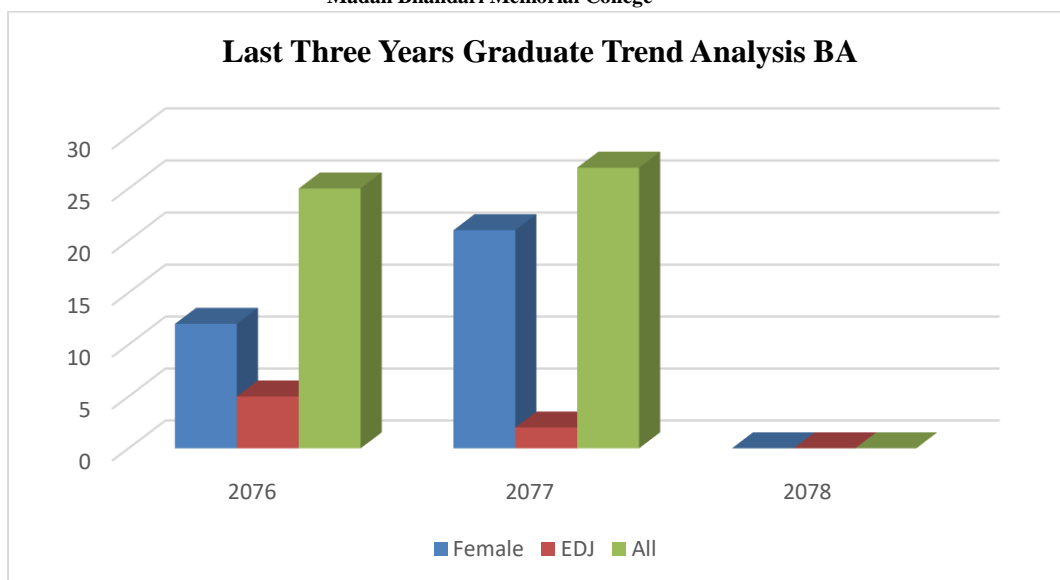


The diagram shows the fluctuating number of graduate students over the last three years. Because of the delay in result publishing by TU in general courses, the number of graduates is remarkably fallen. Though the boys were in the majority, a remarkable number of the female students 'are graduated. Apparently, EDJs were meager in the graduated number.

1.3.2 Last Three Years Graduate Trend Analysis BA

	2076	2077	2078
Female	12	21	-
EDJ	5	2	-
All	25	27	-

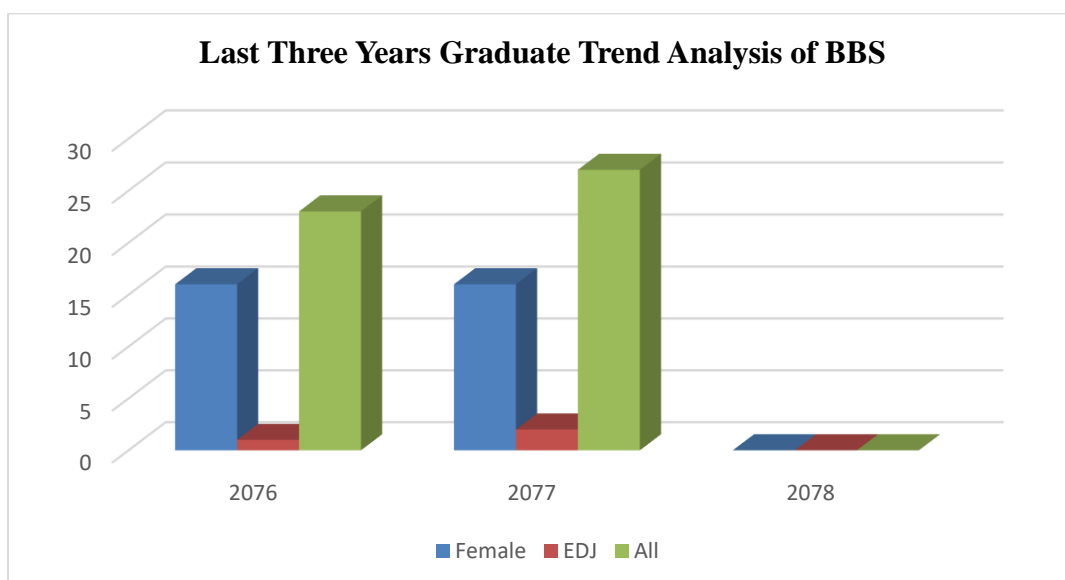
Madan Bhandari Memorial College



The diagram shows the increasing trend in the number of graduates over the past two years in BA. The year 2077 shows the best graduate results in terms of inclusiveness and the total number of graduates. In the year 2076, EDJs are higher in graduate number. The result of 2078 is not published yet.

1.3.3 Last Three Years Graduate Trend Analysis of BBS

	2076	2077	2078
Female	16	16	-
EDJ	1	2	-
All	23	27	-

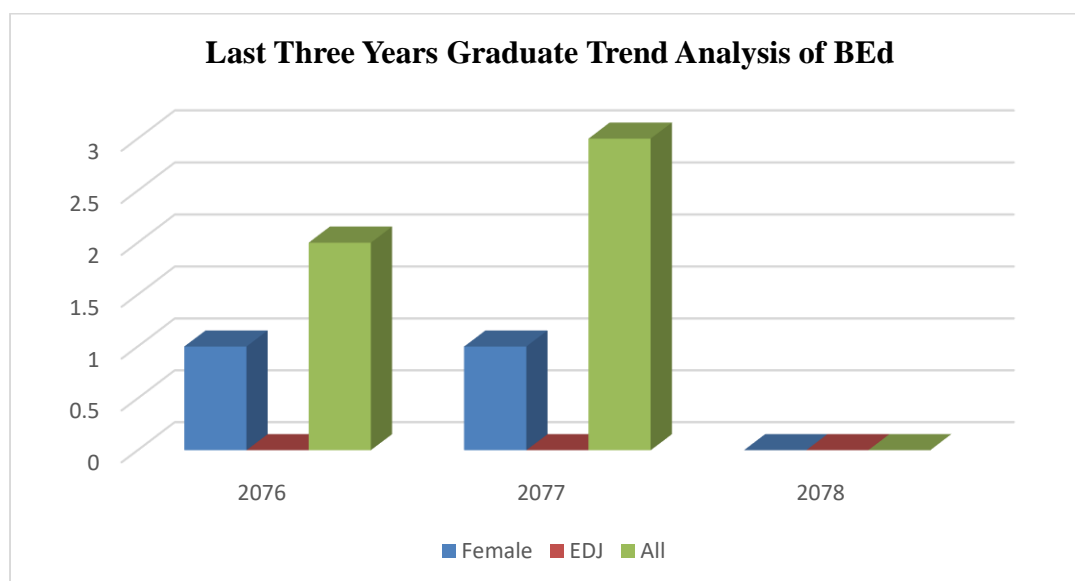




The diagram shows the increasing trend in the number of graduates over the past two years in BBS. The year 2076 and 2077 shows the best graduate results in terms of the total number of graduates. Girl graduates are the majority while EDJs form the minority. The result of 2078 is not published yet.

1.3.4 Last Three Years Graduate Trend Analysis of BEd

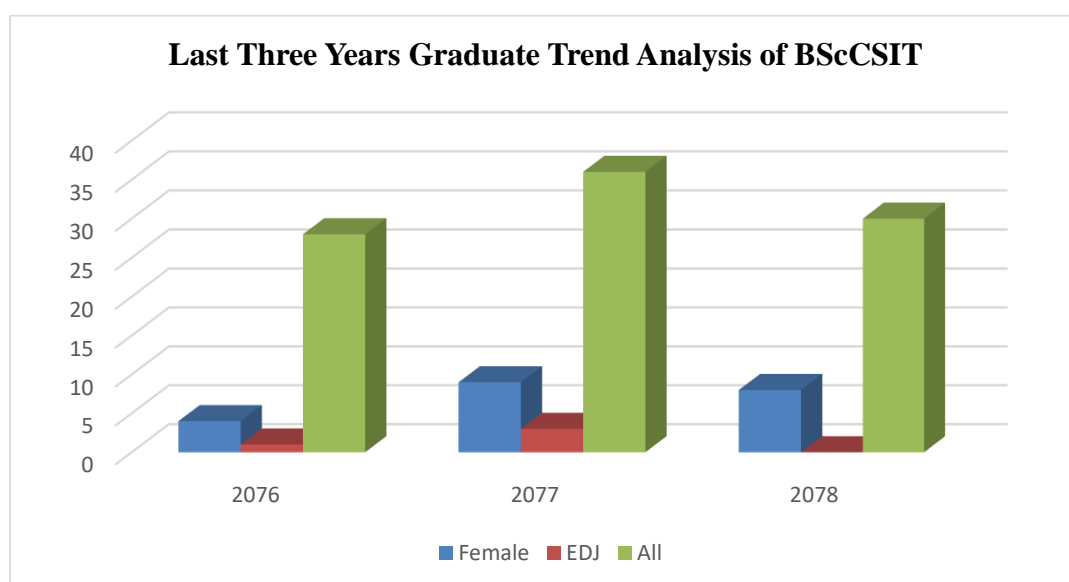
	2076	2077	2078
Female	1	1	-
EDJ	0	0	-
All	2	3	-



Above diagram shows a increasing number of graduate students over three years in BEd. No EDJ student was successful in 2076, and 2077.

**1.3.5 Last Three Years Graduate Trend Analysis of BScCSIT**

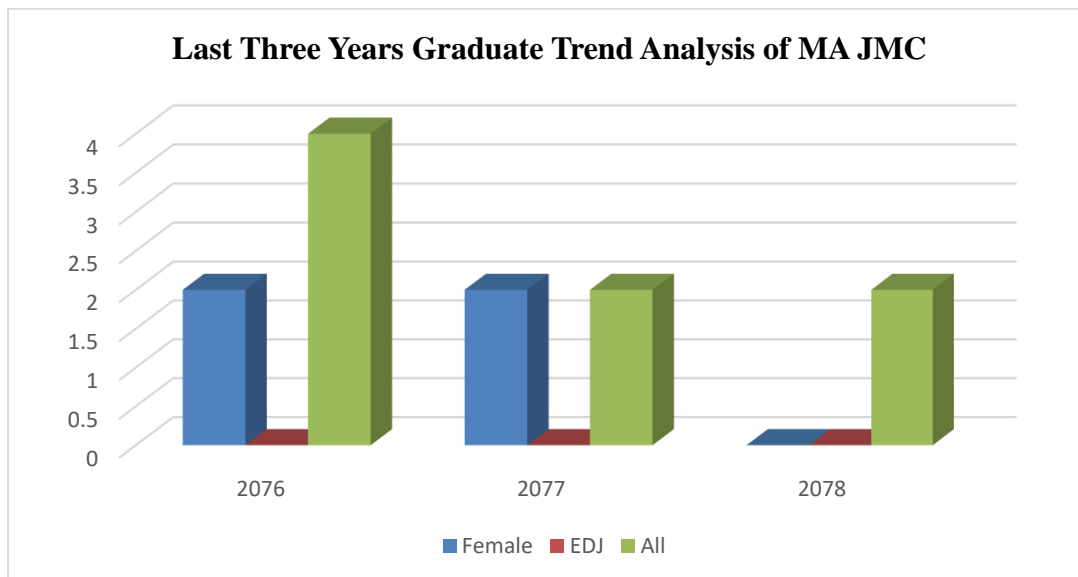
	2076	2077	2078
Female	4	9	8
EDJ	1	3	0
All	28	36	30



The diagram shows the slightly fluctuating in the graduate trend over the last three years. In contrast to theoretical courses, the numbers of girls and EDJ graduates are meager in numbers.

1.3.6 Last Three Years Graduate Trend Analysis of MA JMC

	2076	2077	2078
Female	2	2	0
EDJ	0	0	0
All	4	2	2

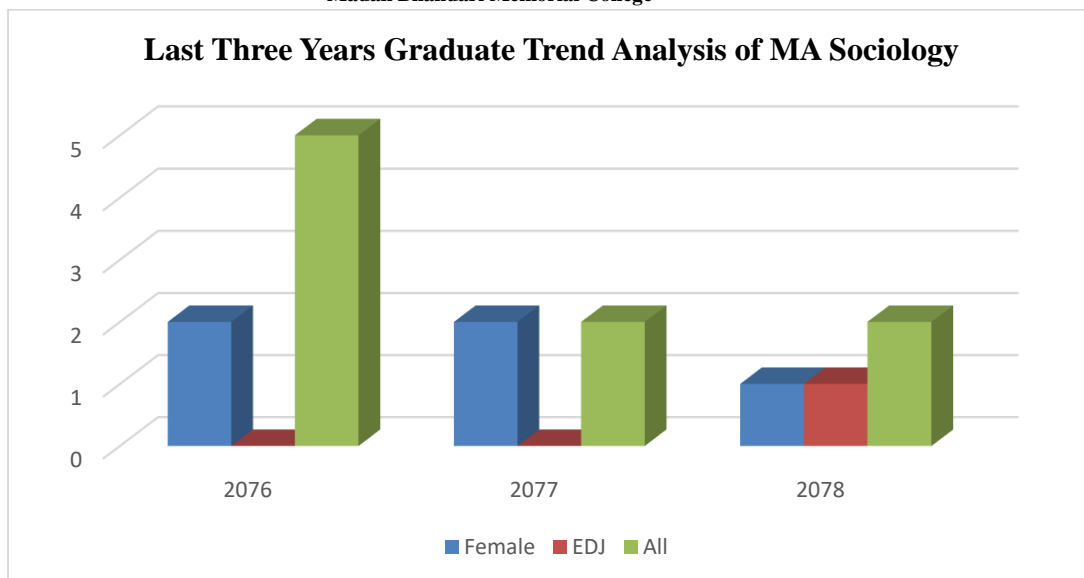


The last three years' result analysis of MA JMC reveals the fluctuation in the number of graduate trends over the past three years. The year 2076 marks a peak in graduate trends. The graduate number of girl and EDJ students is also fluctuating.

1.3.7 Last Three Years Graduate Trend Analysis of MA Sociology

	2076	2077	2078
Female	2	2	1
EDJ	0	0	1
All	5	2	2

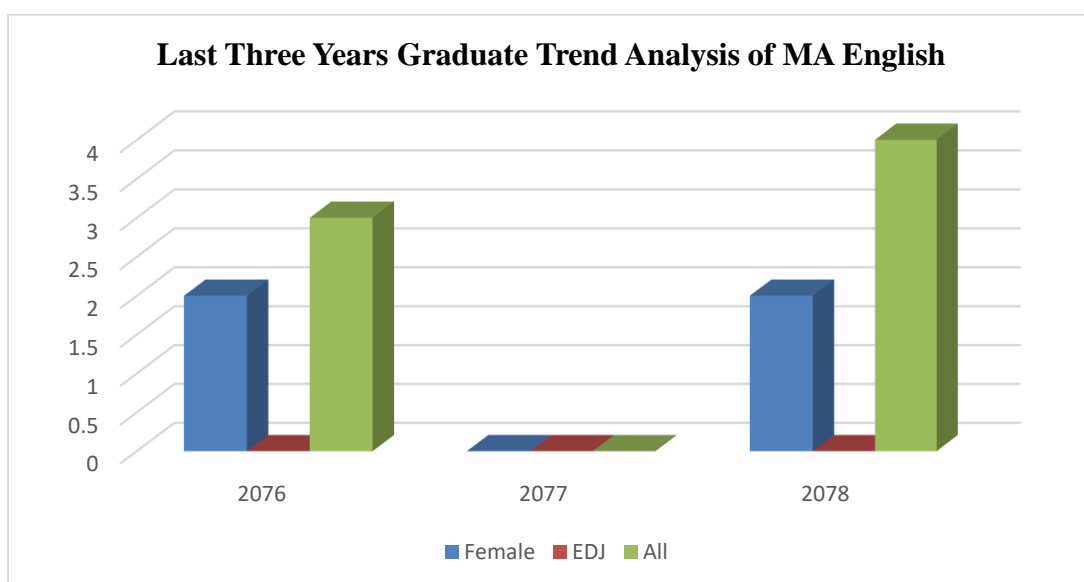
Madan Bhandari Memorial College



The general trend of MA Sociology reveals a steady fluctuating in the number of graduates over the past three years. The result analysis of MA Sociology reveals the girl graduates are remarkable in number and EDJ students are not exist in the graduate list over the past two years.

1.3.8 Last Three Years Graduate Trend Analysis of MA English

	2076	2077	2078
Female	2	-	2
EDJ	0	-	0
All	3	-	4



**Madan Bhandari Memorial College**

The last two years' result analysis of MA English reveals the increasing graduate trend over the past two years. Only three students succeed in 2076 whereas the four students are graduated in 2078.



1.4 Programs

1.4.1 Academic Programs

Currently, the following courses are running in Humanities, Science, and Management stream in the college.

1.4.2 Faculty of Humanities and Social Sciences:

- a. MA (Masters of Arts)
 - i. English
 - ii. Sociology
 - iii. Journalism and Mass Communication
- b. BA (Bachelors of Arts)
- c. BSW (Bachelors of Social Work)
- d. BCA (Bachelors of Computer Application)

1.4.3 Faculty of Management:

- a. BBS (Bachelors of Business Studies)
- b. BBM (Bachelors of Business Management)

1.4.4 Institute of Science and Technology:

- a. BScCSIT (Bachelors of Science in Computer Science and Information Technology)

1.4.5 Proposed Academic Programs:

- a. Bachelors of Business Administration (BBA)
- b. Bachelor of Arts Bachelor of Laws (BALLB)
- c. Bachelor of Science (BSc)
- d. Masters of Social Work (MSW)
- e. Masters of Business Management (MBM)
- f. Master of Business Administration (MBA)

1.5 Educational Pedagogy

The college is committed to pedagogical excellence which is reflected in our vision “Excellence in Leadership for Transformation.” As the needs of our learners, employers, and the community continue to evolve, we are committed to ongoing innovations in pedagogical strategies. As we expand opportunities for faculty and students to become involved in applied research and scholarship activity, we expand the definition of applied learning and further define our polytechnic identity. We strive to deliver an excellent educational experience to all of our students and are committed to personal development opportunities. As an institution, we will live our values, embrace the spirit of continuous improvement, and endeavor to provide opportunities for all of our communities to engage in dialogue and learning related to our long-term strategic direction.



Madan Bhandari Memorial College

1.6 Physical Progress

1.6.1 Present Physical Infrastructure Status

1	Land and Building	i) Total Land Area: Seven <i>Ropanis</i> and One <i>Anna</i>	Does the campus have the land ownership certificate: Yes
		ii) No. of Buildings: 5	ix) Ownership of Land: Own [✓] Rent [] Lease [] Others []..... (If more than one type please mark the box as necessary and specify.....)
		iii) Total Area covered by Building: 31,600 Sq. Feet	x) Ownership of Building: Own [✓] Rent [] Lease [] Others []..... (If more than one type please mark the box as necessary and specify.....)
		iv) No. of Class Rooms: 33	xi) Adequacy of Buildings: Yes xii) Adequacy of Classrooms: Yes
		v) Total Area covered by the Classroom..... (In Total Sq. Feet)	xiii) Toilet (Male & Female): Yes Drinking water facility: Yes
		vi) Total Number of Labs: 9	Does the campus have the Playground: Yes
		vii) Number of Science Lab: 6	Does the campus have the Hostel facility (Male/Female): No
		viii) Total Area covered by Lab: 3184 Sq. Feet	
2	Furniture	i) No. of Desks and Benches: 394 ii) No. of Tables and Chairs: 858 iii) No. of Cabinets: 91 iv) Others: Research Management Cell, Radio Studio, Control Room, Production Room, Radio Tower, 50 KVA and 5 KVA generators	
3	Equipment	i) No. of Computers: 165 ii) No. of Printers: 9 iii) No. of Fax Machines: 3 iv) No. of Photocopy Machines: 5 v) No. of Overhead and Multimedia Projectors: 13 vi) Internet: Available vii) Speed of Internet: 80 Mbps and 500 Mbps viii) No. of computer connected to internet 165 viii) Does the campus have a computer Lab: Yes [✓] No [] ix) Number of Computers in Lab 93 x) No. of TV Screen: 12	
4	Library	i) No. of Library Rooms: 2 ii) Size of the Rooms (sq. feet): 20 by 24 iii) No. of Study Rooms: 1 iv) No. of Books: 7,454 v) Does the campus have an E-Library: Yes [] No [✓] vi) No. of Journals (Daily: 6, Weekly: 1)	
5	Vehicles	Number of Vehicles: 2 a) 4 Wheelers (Bus: 1, Car/Jeep: 1 b) Motorcycle: No	



1.6.2 Educational Aids and Infrastructure

a. Building and Classrooms

Madan Bhandari Memorial College owns three-building covering approximately seven *ropanies* and one *annas* of land with more than 45 well-furnished rooms for conducting the teaching-learning activities.

b. Library

The college has an excellent library containing 7,454 books, magazines, and journals. The library has an excellent digital database and high-speed internet connectivity to facilitate the students and research scholars.

c. Furniture and Accessories

For pedagogical activities, we have well-equipped and well-furnished classrooms. We have a total of 394 desks and benches, 858 chairs and tables, and 91 cabinets for office purposes.

d. Laboratory, Computer, and CCTV

To impart knowledge in the area of information and technology, the College has established 9 well-equipped laboratories of science, computer, hotel management, journalism, and information technology. The college has more than 165 computers, 13 overhead projectors, 8 printers, 12 mega screens, and 5 photocopy machines to facilitate the teaching-learning and to support the administrative activities.

To support the security measures, the college classrooms and premises are equipped with 64 channel web support night vision closed-circuit television (CCTV) system.

e. Auditorium, Multimedia, and Research Management Cell

The college has a well-furnished auditorium with more than 200 conference seats. Similarly, the college with the grant assistance of the University Grants Commission has established a Research Management Cell to facilitate research activities. The classrooms are also equipped with modern teaching aids. There are 10 television screens for such purposes.

f. Playground

The college has a large playground for different sporting activities; it can also be used for organizing assemblies and public events.

g. Power Backup

For ensuring uninterrupted teaching-learning activities, the college has installed two electricity generators: one 50 KVA and another 5 KVA. Besides, the



Madan Bhandari Memorial College

college has also installed large batteries with inverters to support the radio transmission and office computer systems.

h. FM Radio Station

The college owns a radio station named *Radio Shweta Shardul 93.6 MHz* which is being aired from the college premises. The radio can be heard in the Kathmandu valley and its vicinity. The radio station has its own production studio, control room, and radio tower.

The radio station is mainly used for disseminating news, views, and entertainment programs. The radio has downlink agreements with national and international radio stations. National agreements are particularly with community radio networks; as for international, BBC Nepali Service is broadcast through this radio station.

i. Drinking-Water

We provide clean safe drinking water to our students, faculties, and staff members. The students can drink hot water from the dispenser installed at different locations.

j. Toilet Facilities

The college building is purposefully constructed for teaching-learning activities. Each of the stories of college building consists of sufficient and clean toilets, separately for boys and girls. A constant supply of water to each of the toilets is provided.

k. Sports Facility

We give appropriate emphasis on extra-curricular activities such as excursions, education tours, and sporting events. Every year, we organize Sports Week for all students with several different sporting events.

l. Cafeteria Facility

The college has a cafeteria of its own where students can buy their food. The college canteen is located at a convenient location. To monitor the hygiene and price, a college staff has been assigned to oversee the food cooked and sold in the canteen.

m. Roads and Transportation Facilities

The college is connected with a metaled road on the Dhobi Khola corridor and public transportation is easily accessible. Besides, the college owns a bus for transporting students and a van for office purposes.

n. Sanitary Pad Machine

College recently established the sanitary pad machine aiming to provide facilities to girl students.



Madan Bhandari Memorial College

2. Financial Progress Analysis of Last Three Fiscal Years**2.1 Analysis of Financial Resources/Income of the Last Three Fiscal**

Particular	2076/077	2077/078	2078/079
Students' Fees	45521150.00	43495396.00	64,741,562.00
Others	213164.00	5515200.00	12,472,831.00
UGC	1599475.00	5240755.00	2,325,000.00
Other Government Bodies	-		-
Others Sources	835033.88	142451.50	374,007.00
Misc. and Interest	-	1806657.39	1,105,482.00
Total	48168822.88	56200459.89	81,018,882.00

The general trend of income of the college shows that student-fee has been the main source of income. The income from this category reveals it has been in increasing trend every passing year. Besides, the regular source of income is the grant received from the University Grants Commission. This diagram also shows that the overall income of the college is increasing every year.

2.2 Recurrent Expenses of Last Three Fiscal Years

Particular	2076/077	2077/078	2078/079
Salary	22252340.00	19191331.15	27,913,114.76
Others	19386214.60	32445715.89	38,535,529.6
Total	41638554.6	51637047.04	66,448,644.36

The recurrent expenses trend shows that it is steadily increasing in the salary category from 2076 to 2078. Similarly, it has also consistently increased in other categories in the last three years.

2.3 Capital Expenditures of the Last Three Fiscal Years

Particular	2076/077	077/078	2078/079
Major Infrastructures Development	5304819.55	347582.60	4,867,359.58
Minor Infrastructure Development	-	524330.00	2,264,573.54
Equipment		466390.00	637,972.00
Books	236413.15	205175.00	270,301.67
Total	5541232.70	1543477.60	8,040,206.79



Madan Bhandari Memorial College

The capital expenditure table shows that the sole focus of the college is on investment in major infrastructure development. Then the college spends a relatively small amount of money on enhancing the library and buying books.

2.4 Auditor's Observations in the Last Fiscal Year 2078/79

- **Internal Audit System**

The internal audit system is required to make more systematic, professional, and effective.

- **Lack of Welfare Scheme for Faculties and Staff**

The college has to ensure welfare funds like provident fund, gratuity, health care fund and insurance, accident insurance to its employees.

2.5 Steps Taken to Mitigate the Issues Raised by Audit Observations in the Last Fiscal Year

- The college complies with the advice given by the auditor.
- The issue concerning fixed assets has been sorted out by the property listing committee.
- TDS has been managed and deducted as per the legal standards.

2.6 Social Progress

- **Participation of College in Social Activities**

The college has active participation in the following activities.

- Participation in Bagmati Cleaning Campaign
- Participation in the Dhobi Khola Cleaning Campaign
- Participation in Cleaning Campaign in association with KMC Environment Section
- Conduction of Rural Health Camp in different areas of Kathmandu and the outskirts
- Eye and Dental Camp in the college premises and at Suryabinayak-4, Dadhikot, Bhaktapur
- Conduction of regular blood donation camp
- Active participation in relief campaigns during earthquake disaster victims
- Logistic support to flood and landslide victims
- Monetary support of Rs. 51000 to Prime Minister's Disaster Relief Fund
- Monetary support of Rs. 51000 to Dhurmus Suntali Foundation to support flood and landslide victims
- Donation of logistics and water filters to government schools, colleges, public institutions, and NGOs.
- Donation of logistics and essential materials to cyclone victims of Bara district.



Madan Bhandari Memorial College

- **Society's Contribution to College**

The local community has also contributed much to the college in the following ways.

- Full cooperation and active participation in finding the college land
- Local community's full cooperation and participation in college programs like college day, New Year celebration, health camp, eye camp, cleaning campaign etc.
- Local community's full cooperation and participation with college in local concerns like road, bridge, drainage management, and infrastructure building
- Local community's full cooperation and participation in guardian interaction, admission, and community dialogue, etc.

- **Plan for Campus's Contribution to Society**

The college prepares the following plans and programs for the local community.

- More scholarship programs and admission priority to the local community
- Allocate quota for the local community in technical education
- Provide a library facility to the member of the local community
- Priority to locals in the operation of the canteen, stationery shops for the college

- **Plan for Increased Involvement of Society in the Campus**

- More representation of locals in the CMC, General Assembly, and decision-making process
- Job priority to locals in the college
- Formation of a joint committee with locals for solving college matters and concerns
- Broadcast of local concerns and issues through college FM radio

3. SWOC Analysis of Institution

3.1 Strengths

The college has the following strengths:

- Furnished student enrollment database and electronic copy of college documents since the college establishment.
- Established the well-equipped computer laboratory with 44 branded computers.
- Installed Thumb Attendance Machine, advance internet support night vision 64 channel CCTV.
- Establishment of 24-hour power supply (inverter back up) for accounts section, examination section, CC TV recording, thumb attendance machine and FM Radio
- Installation of college software for EMIS, Examination, Administration, Account, Library and Mobile Application. Software agreement is signed with e-zone international (ISO Certified)

**Madan Bhandari Memorial College**

- Providing computer facility to all departments and administrative sections.
- Established advance internal network system and high-speed internet system for laboratory, staff, faculties, students and guests.
- MBM College conducted MBBS, BNS entrance examination and Competitive examinations of Ministry (Israel).
- Publication of peer review journal with ISSN and going to registered in NEPJOUL.
- Furnished more than 30 policy documents for smooth and efficient functioning of college.
- Student enrollment is increased by more than 100%.
- about *seven ropanes and one anna* of land at a prime location in the capital city
- well-furnished and well-equipped buildings
- Affordable tuition fees
- College FM station (Radio Shweta Shardul 93.6 MHz)
- Safe building with spacious and well-furnished classrooms
- Well-equipped laboratories
- Resourceful library
- Experienced renowned faculties
- Personal attention and counseling
- Focus on practical skills and all-round development of students
- Frequent educational tours and excursions
- Research Management Cell (RMC) facilitating research activities
- Playgrounds and indoor sports halls
- 21 years of glorious academic records

3.2 Weakness

The college has the following weaknesses:

- Optimum utilization of FM radio
- Lacks to provide a transportation facility to students
- Lacks to provide hostel facility to students
- Lacks to run education faculty
- Number of students at the Master's level
- Lacks to conduct regular education tours, seminars, and sustained research activities due to financial difficulties

3.3 Opportunities

The college has the following opportunities:

- Likely to complete QAA process very soon
- QAA certificate would give the college national and international recognition



Madan Bhandari Memorial College

- After the QAA, the college would be eligible to receive academic and other benefits
- High possibility to be upgraded as a deemed university
- National and international donor agencies are likely to provide grants assistance to this community college
- Local, Provincial, Federal government and political parties appreciate the college operating with the name of the People's Leader Madan Bhandari. The college can get moral and financial assistance from such entities in our attempts to impart quality education at a affordable fee.
- New academic program like BBA, BA LLB, MBM, MA Psychology would be introduced.
- Possibility of making MBM college as a center of excellence

3.4 Challenges

- The growing tendency of students going abroad after they complete their school level education
- Delay in job security of staff and faculties retard their potentialities and devotion towards institutions.
- Adjustment of fee structure and facilities according to competitive market
- Unhealthy competition among colleges to enroll students
- The affiliating university's carelessness to follow the calendar, admission timing fixity, timely results
- Lack of vibrant job market in the country, the number of college dropouts is increasing every year
- Long term lock down due to Pandemic creates many problems to self-sustain academic institutions