

ANNUAL REPORT

FISCAL YEAR
2079/080



Madan Bhandari Memorial College
New Baneshwor, Kathmandu

Report Publication Date: 2080/08/14

Phone: +977-01-5172175, 5172682 || Email: info@mbmc.edu.np || Website: www.mbmc.edu.np || P.O. Box: 5640

Annual Report

Fiscal Year 2079/080

Published in 2080 by

Madan Bhandari Memorial College

(Affiliated to TU)

Estd. in 2001

New Baneshwor, Kathmandu

Phone: 01-5172175, 5172682

Website: mbmc.edu.np

Email: info@mbmc.edu.np

Budget of Fiscal Year 2079/080: NRs. 7,11,90,000/-

Report Preparation Team

Mr. Ramesh Chandra Paudel

Dr. Babu Ram Adhikari

Mr. Kamal Neupane

Mr. Prajwal Man Shrestha

Dr. Tara Prasad Gautam

Mr. Poshan Niraula

Ms. Sukriti Koirala

Ms. Puspa Devi Bastola

Mr. Mohan Bahadur Saud

Ms. Diptika Budhathoki

Date of Report Endorsement by Management Committee

This Annual Report (2079/080) of Madan Bhandari Memorial College was approved by the College Management Committee on 14 Mangsir 2080.

Executive Summary

The Annual Report reflects clear picture of overall institution. Under close coordination with departments and programs, the Report Preparation Team prepared the Annual Report 2079/080 of the college and was approved by the College Management Committee on 14 Mangsir 2080. The report was prepared in three weeks with a rigorous study of institutional parameters. The major aspects of this report include academic, physical, financial, and social progress. Besides, the report also focuses on the analysis of strengths and weaknesses and the budgetary aspects in line with the Strategic Development Plan.

The general trend of student enrolment in the last three years (2077/078, 2078/079 and 2079/080) shows the steady progress of the college. The enrollment trend in the last three years shows a fluctuating number of students at Bachelor's and Master's levels. The data shows that 746 students got admission in 2077/078 and the number grew in 2078/079 with 949 and then it decreased slightly in 2079/80 with 938 students. The enrolment trend is in increasing order with little fall in 2079/80. Likewise, the enrollment of girl students remains highest while Madhesis, EDJs, and Dalits are in few numbers over the past three years. Like the enrolment trend over the past three years, the passing trend of college students is also encouraging. The overall satisfactory progress of the pass number of students over the last three years remains as the number of pass students is increasing every year.

The graduate trend at the college is also encouraging. Every year, the number of graduates is increasing. In non-technical courses, female students are the majority of the graduates whereas, in technical courses like BCA and BScCSIT, the male students top the list. Among all categories, Dalits are the lowest to graduate and EDJs and Madhesis are in the middling position.

The financial condition of the college remains fairly sound. The general trend of income of the college shows that the main source of income is student fees. The income from this category shows that it has an increasing trend in every passing year. The recurrent expenses trend shows that it is steadily over the last three years. In a contrasting manner, the overall expenses remain fluctuating over the past three years.

The capital expenditure diagram shows that the sole focus of the college is on investment in major infrastructure development. Similarly, the college spends a remarkable amount of money on enhancing the library and buying books, software, furniture, equipment, infrastructure development, and social welfare. The total expenditure on capital is considerably rising, especially in the last fiscal year.

As the community college, the institution has established a very good community relationship interacting with the local community in particular and wider national society in general. The college has many remarkable strong aspects having a few weaknesses as well. These aspects are clearly discussed in the SWOC analysis section. In nutshell, the college is in the path of progress incorporating both modern technique of teaching learning activities and infrastructure.

TABLE OF CONTENTS

Title	Page No.
Executive Summary	ix
Acronyms	xii
Background of the College	1
1 Academic Progress	2
1.1 Enrolment Trend Analysis	2
1.1.1 Enrolment Trend Analysis of the Last Three Years	2
1.1.2 Enrolment Trend Analysis of the Last Three Years of BA	2
1.1.3 Enrolment Trend Analysis of the Last Three Years of BBS	3
1.1.4 Enrolment Trend Analysis of the Last Three Years of BCA	4
1.1.5 Enrolment Trend Analysis of the Last Three Years of BBM	4
1.1.6 Enrolment Trend Analysis of the Last Three Years of BSc CSIT	5
1.1.7 Enrolment Trend Analysis of the Last Three Years of MA JMC	5
1.1.8 Enrolment Trend Analysis of the Last Three Years of MA Sociology	6
1.1.9 Enrolment Trend Analysis of the Last Three Years of MA English	7
1.2 Pass Rate Trend Analysis	8
1.2.1 Pass Rate Trend Analysis of the Last Three Years	8
1.2.2 Pass Rate Trend Analysis of the Last Three Years of BA	8
1.2.3 Pass Rate Trend Analysis of the Last Three Years of BBS	9
1.2.4 Pass Rate Trend Analysis of the Last Three Years of BCA	10
1.2.5 Pass Rate Trend Analysis of the Last Three Years of BBM	10
1.2.6 Pass Rate Trend Analysis of the Last Three Years of BSc CSIT	11
1.2.7 Pass Rate Trend Analysis of the Last Three Years of MA JMC	12
1.2.8 Pass Rate Trend Analysis of the Last Three Years of MA Sociology	12
1.2.9 Pass Rate Trend Analysis of the Last Three Years of MA English	13
1.3 Graduate Trend Analysis	15
1.3.1 Graduate Trend Analysis of the Last Three Years	15
1.3.2 Graduate Trend Analysis of the Last Three Years of BA	15
1.3.3 Graduate Trend Analysis of the Last Three Years of BBS	16
1.3.4 Graduate Trend Analysis of the Last Three Years of BEd	16
1.3.5 Graduate Trend Analysis of the Last Three Years of BSc CSIT	17
1.3.6 Graduate Trend Analysis of the Last Three Years of MA JMC	18
1.3.7 Graduate Trend Analysis of the Last Three Years of MA Sociology	18
1.3.8 Graduate Trend Analysis of the Last Three Years of MA English	19
1.4 Programs	19
1.4.1 School of Liberal Arts	19
1.4.2 School of Management	19
1.4.3 School of Science and Technology	20
1.4.4 Proposed Academic Programs	20
1.5 Educational Pedagogy	20
2 Physical Progress	21

2.1	Present Physical Infrastructure Status	21
2.2	Educational Aids and Infrastructure	22
3	Financial Progress Analysis of Last Three Fiscal Years	25
3.1	Analysis of Financial Resources/Income of the Last Three Fiscal	25
3.2	Recurrent Expenses of Last Three Fiscal Years	25
3.3	Capital Expenditures of the Last Three Fiscal Years	25
3.4	Auditor's Observations in the Last Fiscal Year 2079/080	25
3.5	Steps Taken to Mitigate the Issues Raised by Audit Observations in the Last Fiscal Year	26
4	Social Progress	27
4.1	College's Involvements in Social Activities	27
4.2	Society's Contribution to College	27
4.3	Plan for College's Contribution to Society	27
4.4	Plan for Increased Involvement of Society in the College	28
5	SWOC Analysis of Institution	29
5.1	Strengths	29
5.2	Weakness	29
5.3	Opportunities	30
5.4	Challenges	30

Acronyms

BA	Bachelor of Arts
BBM	Bachelor of Business Management
BBS	Bachelor of Business Studies
BCA	Bachelor of Computer Application
BSc CSIT	Bachelor of Science in Computer Science and Information Technology
CMC	College Management Committee
EDJ	Educationally Disadvantaged Janajatis
FM	Frequency Modulation
JMC	Journalism and Mass Communication
MA	Master of Arts
SWOC	Strengths, Weaknesses, Opportunities, and Challenges
TU	Tribhuvan University

Background of the College

Madan Bhandari Memorial College, a non-profit making community institution, was established in 2001 to impart quality education at an affordable cost. The college offers a wide range of academic courses in BA, BBS, BBM, BCA, BSc CSIT, and Master's Degree courses in Sociology, Journalism, and English. Since its inception, the college has achieved remarkable success in terms of quality education and infrastructural development. It has received generous help from many individuals and institutions for the enhancement of quality education and the development of infrastructural facilities. It is managed by a dedicated team of educationists, academics, and social workers.

“Excellence in Leadership for Transformation” is the vision of college implying to produce a high-quality workforce capable of leading all professional and amateur sectors, thereby bringing about noticeable progressive changes for humanity and nation. The mission of the college is to impart quality education at an affordable cost and to establish the college as one of the excellent academic institutions of the country producing competent human resources. To materialize its vision in reality the college provides several scholarships for deserving students. Besides, the college provides freeships to the needy and meritorious students from marginalized and disadvantaged backgrounds, communities, and geographical locations.

The college has established well-equipped labs for the students of science, management, computer science, and humanities. The well-furnished, purposefully constructed classrooms enhance the teaching-learning process. The use of modern technologies such as projectors, computers, and mega screens in the pedagogical process makes this college better than any other educational institution. For the students of Journalism and Mass Communication, the college has established an FM radio station (*Shweta Shardul* FM 93.6 MHz) to facilitate and bolster their confidence in a professional career.

1 Academic Progress

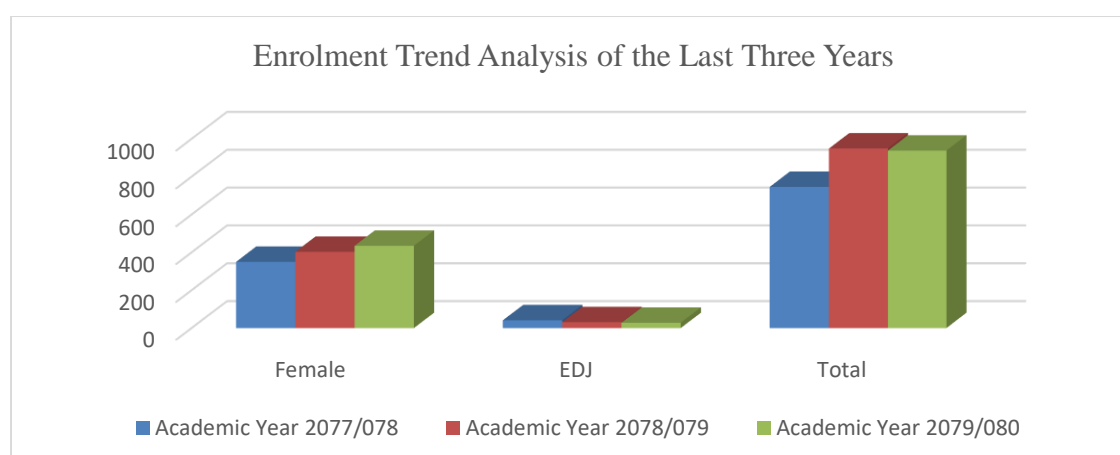
The academic progress section of this report presents an analysis of enrolment, pass number, and graduation number of students at Bachelor's and Master's Level in all faculties disaggregated by females and Dalits.

1.1 Enrolment Trend Analysis

The enrolment progress section of this report presents an analysis of enrolment of students at Bachelor's and Master's Level in all faculties disaggregated by females and *Dalits*.

1.1.1 Enrolment Trend Analysis of the Last Three Years

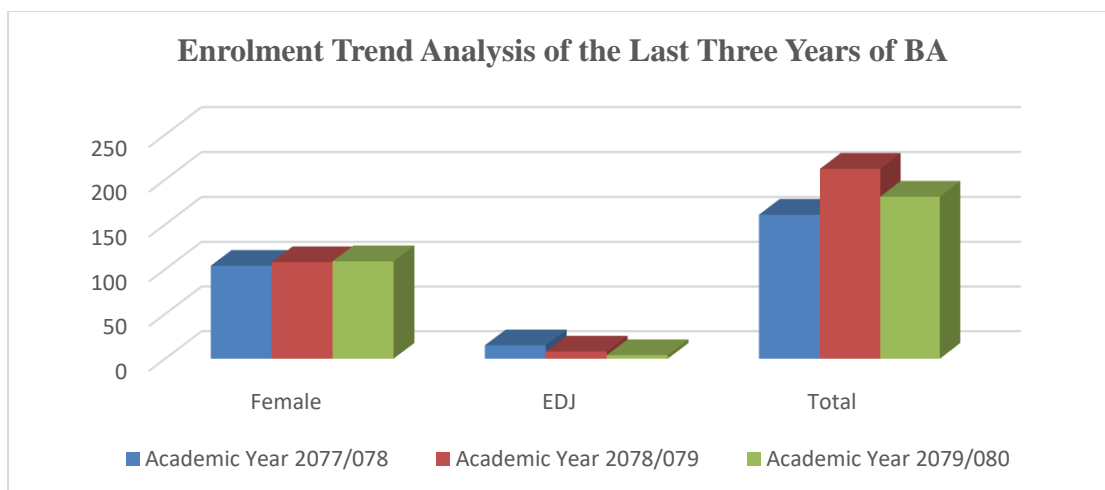
	Academic Year		
	2077/078	2078/079	2079/080
Female	350	403	435
EDJ	41	31	28
Total	746	949	938



The above diagram presented data shows that the intake of female students at Madan Bhandari Memorial College has been fluctuating. It has been highest in the year 2078/79 while the lowest admission number has been in the academic year 2077/78. Likewise, the enrollment of girl students has remained the highest while Madhesis and EDJs in the middle and Dalits are at the bottom.

1.1.2 Enrolment Trend Analysis of the Last Three Years of BA

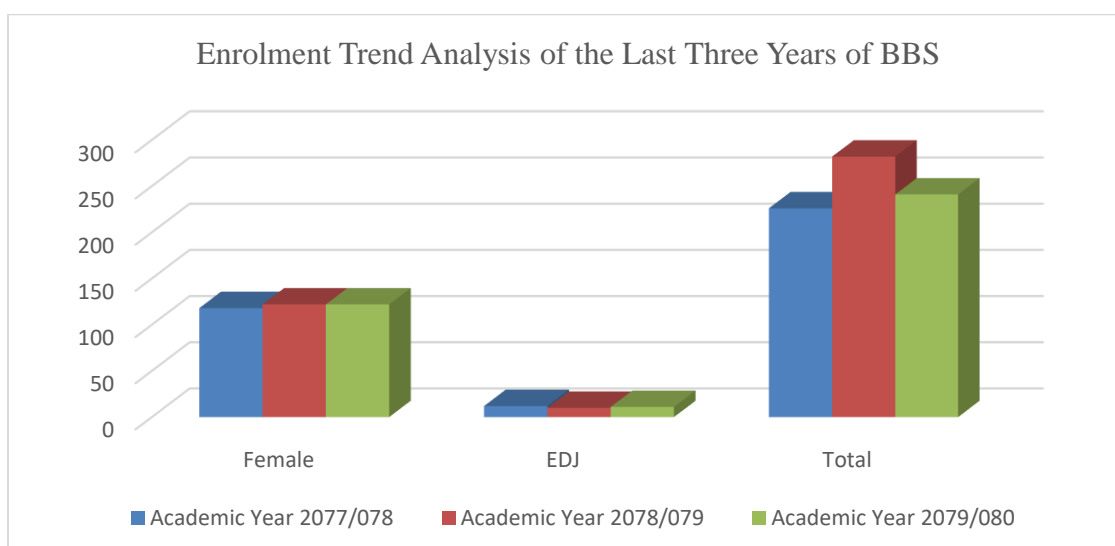
	Academic Year		
	2077/078	2078/079	2079/080
Female	104	108	109
EDJ	15	8	4
Total	161	212	181



The above diagram presented shows that the intake of female students at BA program at Madan Bhandari Memorial College has been increasing every year stretching from 2077 to 2079 BS. The number of EDJ has been decreasing considerably from 15 to 4 in three years.

1.1.3 Enrolment Trend Analysis of the Last Three Years of BBS

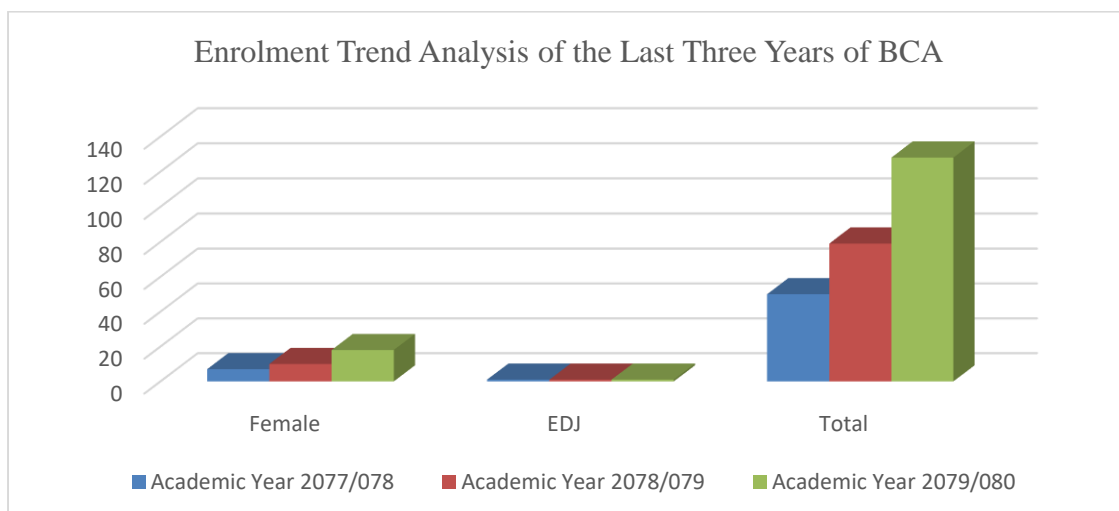
	Academic Year		
	2077/078	2078/079	2079/080
Female	118	122	122
EDJ	12	10	11
Total	226	282	241



The above diagram presented data shows that the intake of female students at BBS program has increased by 4 in the year 2077/078 and the number remained the same in 2079/080. Similarly, the number of EDJ has been very low in the year 2078/079, which is only 10.

1.1.4 Enrolment Trend Analysis of the Last Three Years of BCA

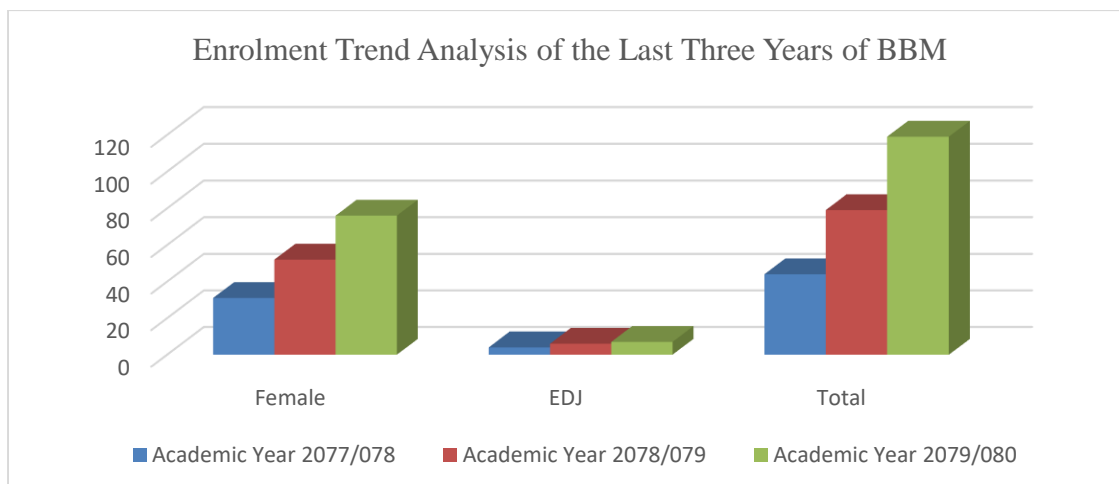
	Academic Year		
	2077/078	2078/079	2079/080
Female	7	10	18
EDJ	1	1	1
Total	50	79	128



The above diagram presented data shows that the intake of girl students at BCA program at Madan Bhandari Memorial College has been increasing every year stretching from 2077/078 to 2079/080 BS. The number of the EDJ has remained 1 in each year.

1.1.5 Enrolment Trend Analysis of the Last Three Years of BBM

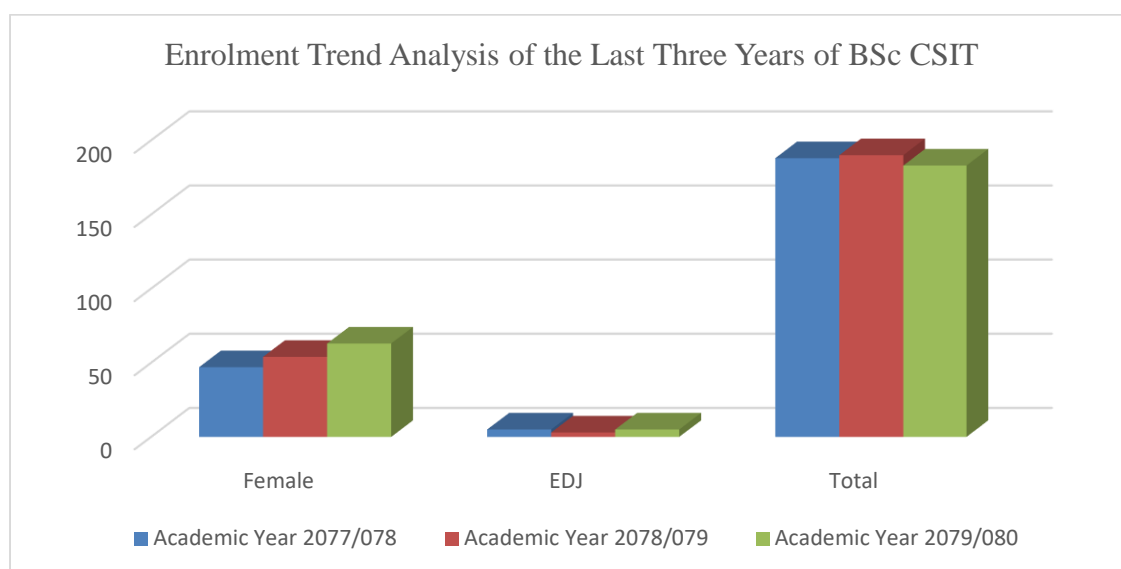
	Academic Year		
	2077/078	2078/079	2079/080
Female	31	52	76
EDJ	4	6	7
Total	44	79	119



The above diagram presented data shows that the intake of female students at BBM program at Madan Bhandari Memorial College has been increasing every year stretching from 2077 to 2079 BS. The enrollment of girl students has remained the highest while EDJ has been the lowest each year.

1.1.6 Enrolment Trend Analysis of the Last Three Years of BSc CSIT

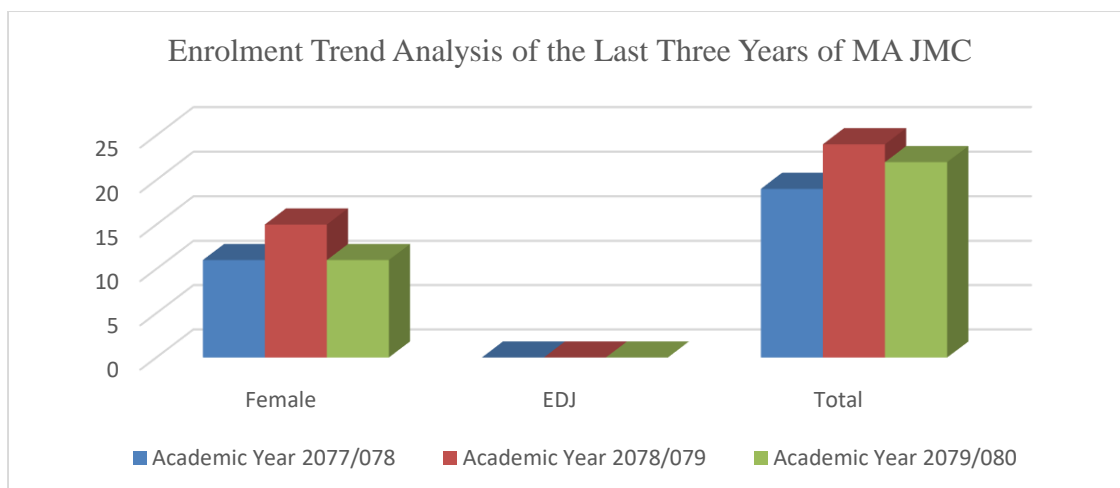
	Academic Year		
	2077/078	2078/079	2079/080
Female	47	54	63
EDJ	5	3	5
Total	188	190	183



The above diagram presented data shows that the intake of students at BSc CSIT program at Madan Bhandari Memorial College has been stabilizing with a very little number ups and down due to drop out in senior semesters. The enrollment of girl students has remained the highest while EDJs has been the lowest.

1.1.7 Enrolment Trend Analysis of the Last Three Years of MA JMC

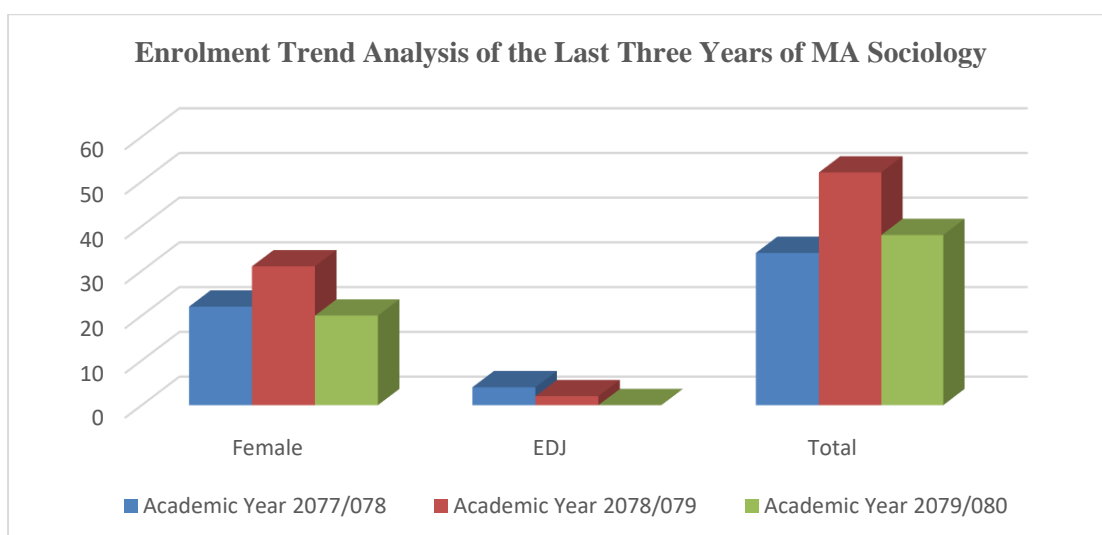
	Academic Year		
	2077/078	2078/079	2079/080
Female	11	15	11
EDJ	0	0	0
Total	19	24	22



The above presented data shows that the intake of female students at Masters' level at Madan Bhandari Memorial College has been fluctuating. The number was highest in the year 2078/079 while it was lowest in the year 2077/078. During these periods no EDJ was enrolled to study Master program at the college.

1.1.8 Enrolment Trend Analysis of the Last Three Years of MA Sociology

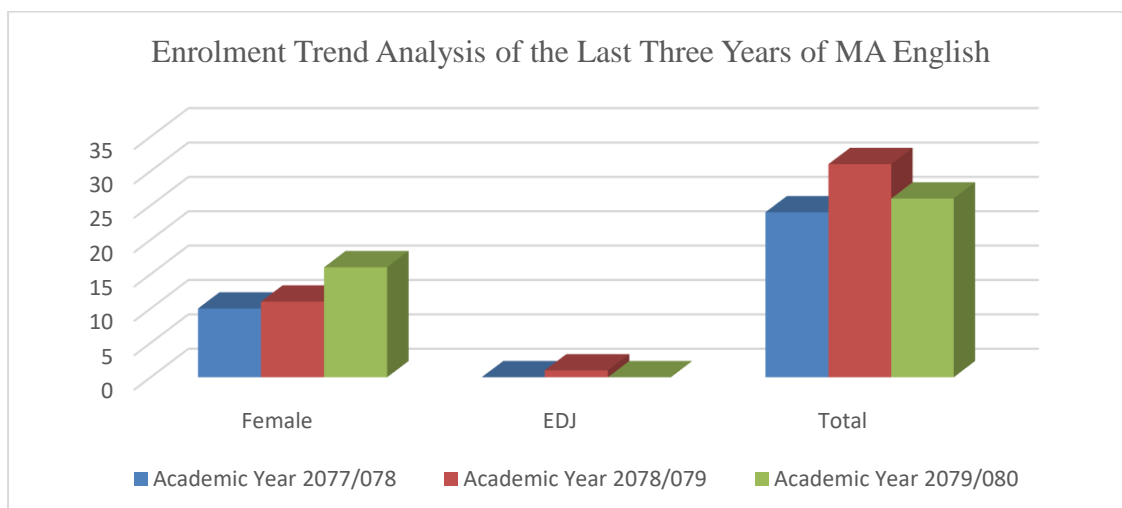
	Academic Year		
	2077/078	2078/079	2079/080
Female	22	31	20
EDJ	4	2	0
Total	34	52	38



The above diagram presented data shows that the intake of female students at MA Sociology at Madan Bhandari Memorial College has been fluctuating. The number peaked in the academic year 2078/079 while it was least in 2079/080. The enrollment of EDJs has been null in the year 2079/080.

1.1.9 Enrolment Trend Analysis of the Last Three Years of MA English

	Academic Year		
	2077/078	2078/079	2079/080
Female	10	11	16
EDJ	0	1	0
Total	24	31	26

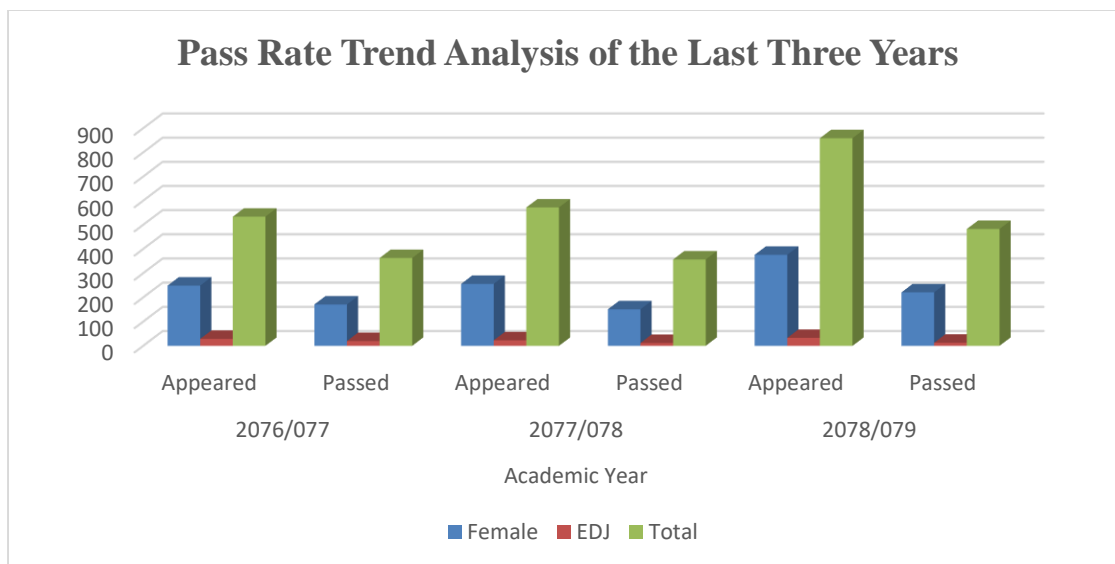


The above diagram shows that the intake of female students to study MA English at Madan Bhandari Memorial College has been fluctuating every year stretching from 2077/078 to 2079/080 BS. Only one EDJ student has been admitted to study English at Master's level in the year 2078/079. No EDJ was enrolled in the years 2077/078 and 2079/080 respectively.

1.2 Pass Rate Trend Analysis

1.2.1 Pass Rate Trend Analysis of the Last Three Years

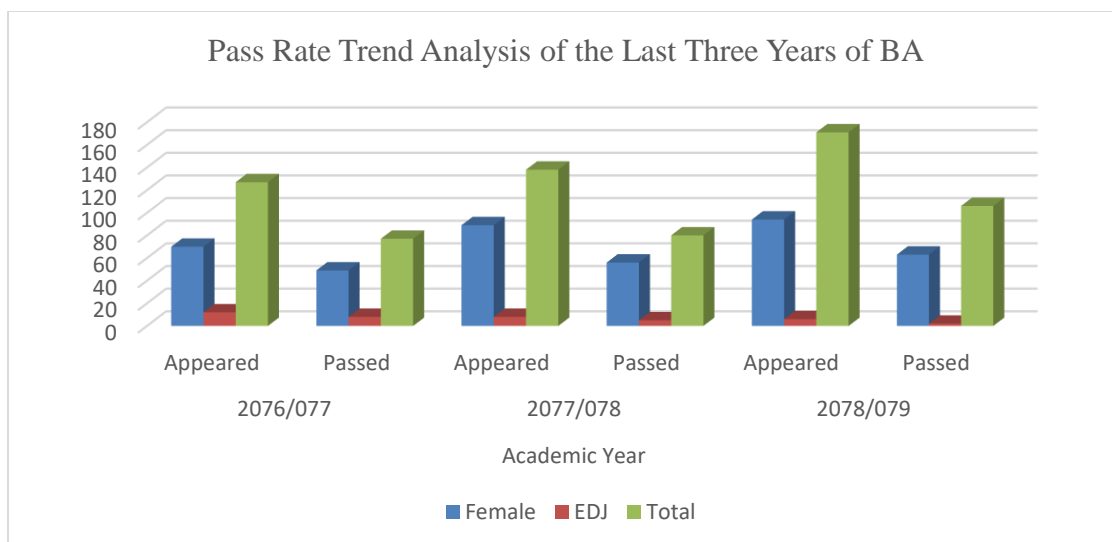
	Academic Year								
	2076/077			2077/078			2078/079		
	Appeared	Passed	Pass Percent	Appeared	Passed	Pass Percent	Appeared	Passed	Pass Percent
Female	249	171	68.67	256	151	58.98	376	221	58.78
EDJ	29	20	68.97	23	12	52.17	33	13	39.39
Total	534	363	67.98	572	357	62.41	859	483	56.23



This diagram shows the decreasing trend in the two progressive years. The girl students are seen as the sincerest ones in studies. In 2076/077, the pass rate peaked in contrast to the other years marking the highest number of pass students. The pass trend of EDJs remains very small in number, however, the pass percentage has been more satisfactory than the girl students.

1.2.2 Pass Rate Trend Analysis of the Last Three Years of BA

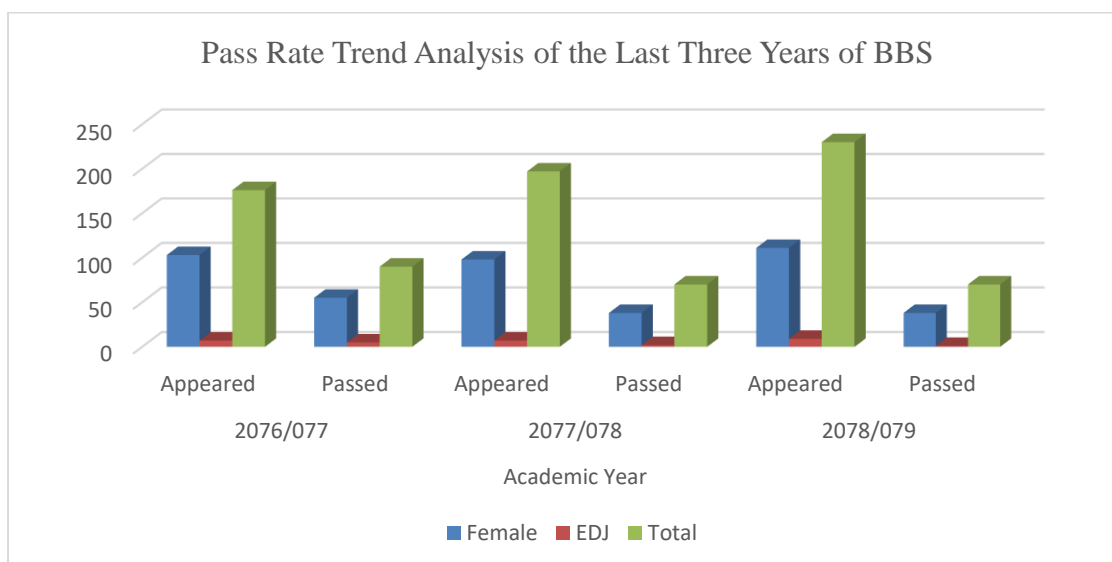
	Academic Year								
	2076/077			2077/078			2078/079		
	Appeared	Passed	Pass Percent	Appeared	Passed	Pass Percent	Appeared	Passed	Pass Percent
Female	70	49	70.00	89	56	62.92	94	63	67.02
EDJ	12	8	66.67	8	5	62.50	6	2	33.33
Total	127	77	60.63	138	80	57.97	171	106	61.99



This diagram shows the fluctuating trend in the two progressive years. The girl students are seen as the sincerest ones in studies. In 2076/077, the pass rate peaked in contrast to the other years marking the highest number of pass students. The number remained very low in the year 2078/079. The pass trend of EDJs remains very small in number. Only 33.33 percent of EDJ were successful in the year 2078/079.

1.2.3 Pass Rate Trend Analysis of the Last Three Years of BBS

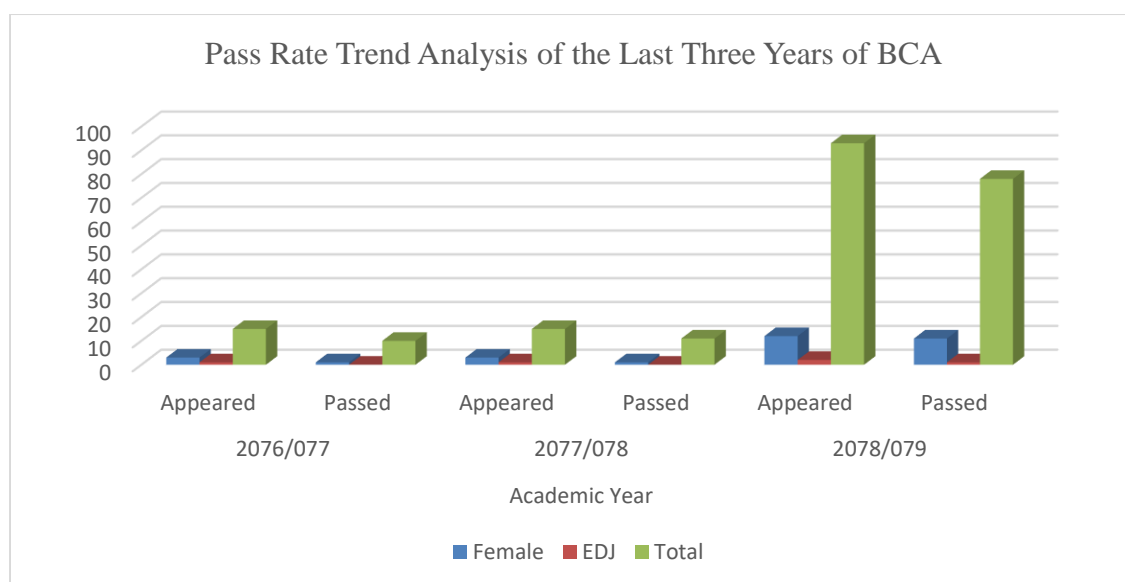
	Academic Year								
	2076/077			2077/078			2078/079		
	Appeared	Passed	Pass Percent	Appeared	Passed	Pass Percent	Appeared	Passed	Pass Percent
Female	103	55	53.40	98	38	38.78	111	38	34.23
EDJ	7	5	71.43	7	2	28.57	9	1	11.11
Total	176	90	51.14	197	70	35.53	230	70	30.43



This diagram shows the decreasing trend in the two progressive years. In 2076/077 the percentage of pass students under EDJ group has been the highest. Least number of students was passed in the year 2078/079 in both the female and EDJ categories.

1.2.4 Pass Rate Trend Analysis of the Last Three Years of BCA

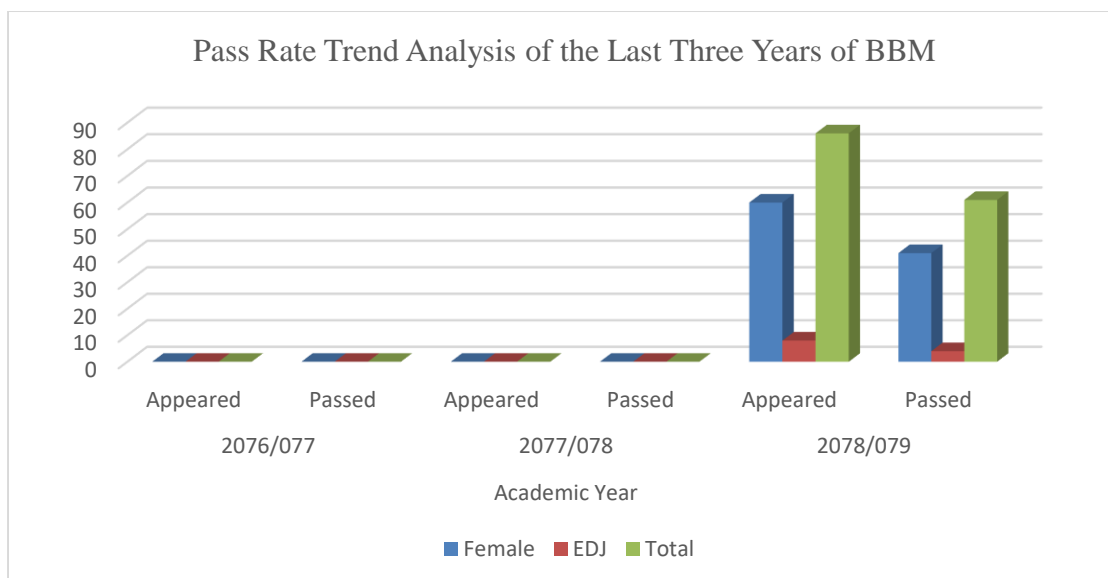
	Academic Year								
	2076/077			2077/078			2078/079		
	Appeared	Passed	Pass Percent	Appeared	Passed	Pass Percent	Appeared	Passed	Pass Percent
Female	3	1	33.33	3	1	33.33	12	11	91.67
EDJ	1	0	0.00	1	0	0.00	2	1	50.00
Total	15	10	66.67	15	11	73.33	93	78	83.87



This diagram shows the number of pass students grew considerably in 2078/079 BS. The number of pass girl students has been the same for the first two years while the number increased dramatically in 2078 BS. The pass trend of EDJs remains small in number in first and last years while no EDJ pass in 2077/078 BS.

1.2.5 Pass Rate Trend Analysis of the Last Three Years of BBM

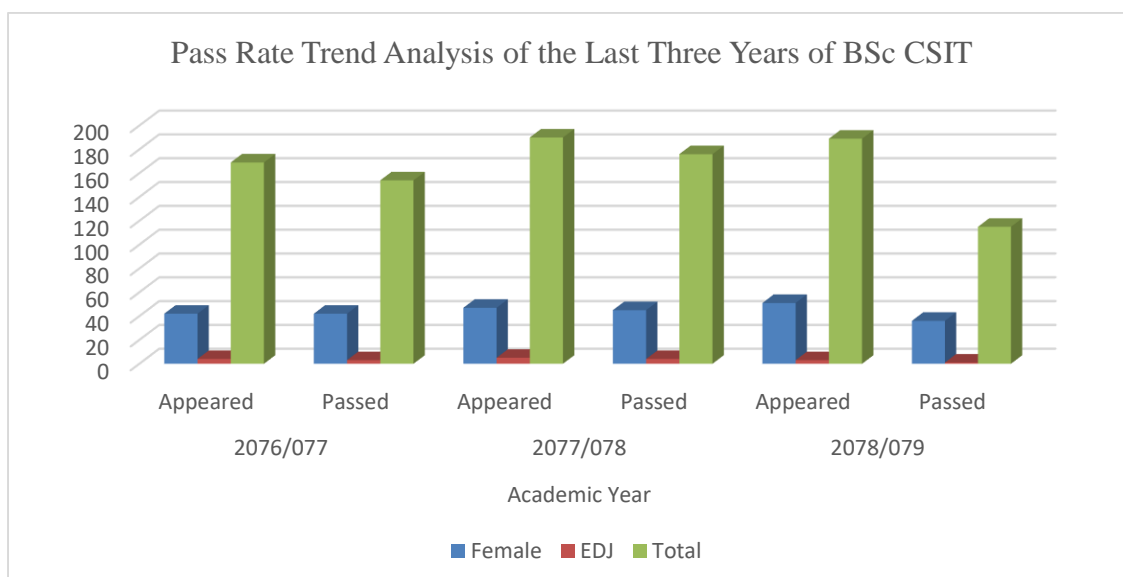
	Academic Year								
	2076/077			2077/078			2078/079		
	Appeared	Passed	Pass Percent	Appeared	Passed	Pass Percent	Appeared	Passed	Pass Percent
Female	-	-	-	-	-	-	60	41	68.33
EDJ	-	-	-	-	-	-	8	4	50.00
Total	-	-	-	-	-	-	86	61	70.93



This diagram shows the BBM Students appeared in the board exam in 2078/079 only. 68.33 percent of girls and 50 percent of EDJS were pass in the year 2078/079 when altogether 70.93 percent were pass in this year.

1.2.6 Pass Rate Trend Analysis of the Last Three Years of BSc CSIT

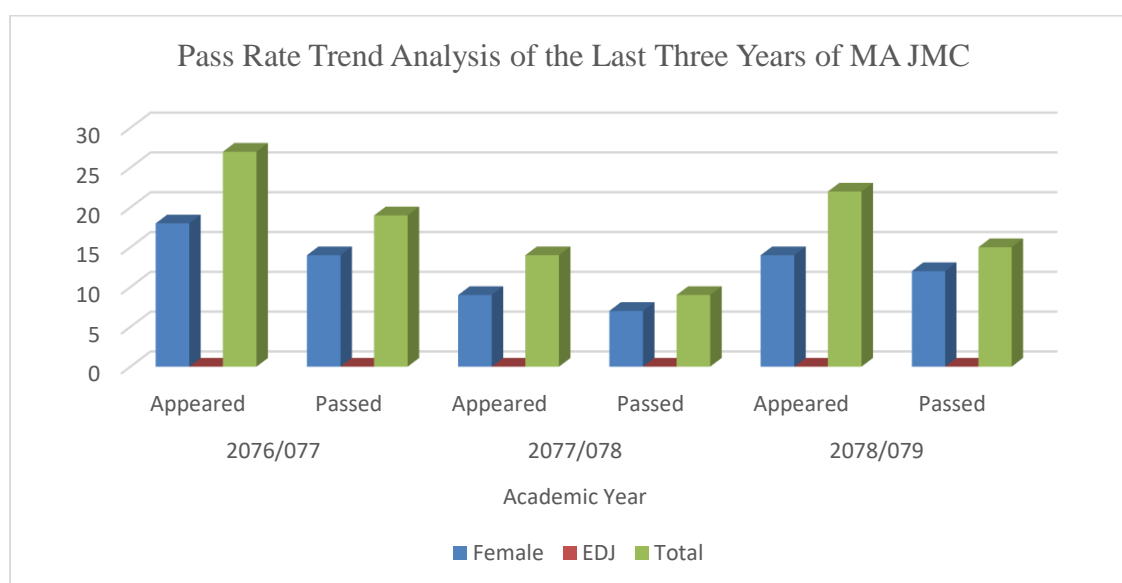
	Academic Year								
	2076/077			2077/078			2078/079		
	Appeared	Passed	Pass Percent	Appeared	Passed	Pass Percent	Appeared	Passed	Pass Percent
Female	42	42	100.00	47	45	95.74	51	36	70.59
EDJ	4	3	75.00	5	4	80.00	3	1	33.33
Total	169	154	91.12	190	176	92.63	189	115	60.85



This diagram shows the increasing trend in the first two progressive years and decreased in 2078/079. The number of successful girl students has been the highest in 2076/077 while only 33.33 EDJs were pass in 2078/079 in BSc CSIT Program at Madan Bhandari Memorial College. In 2076/077, the pass rate peaked in contrast to the other years marking the highest number of pass students.

1.2.7 Pass Rate Trend Analysis of the Last Three Years of MA JMC

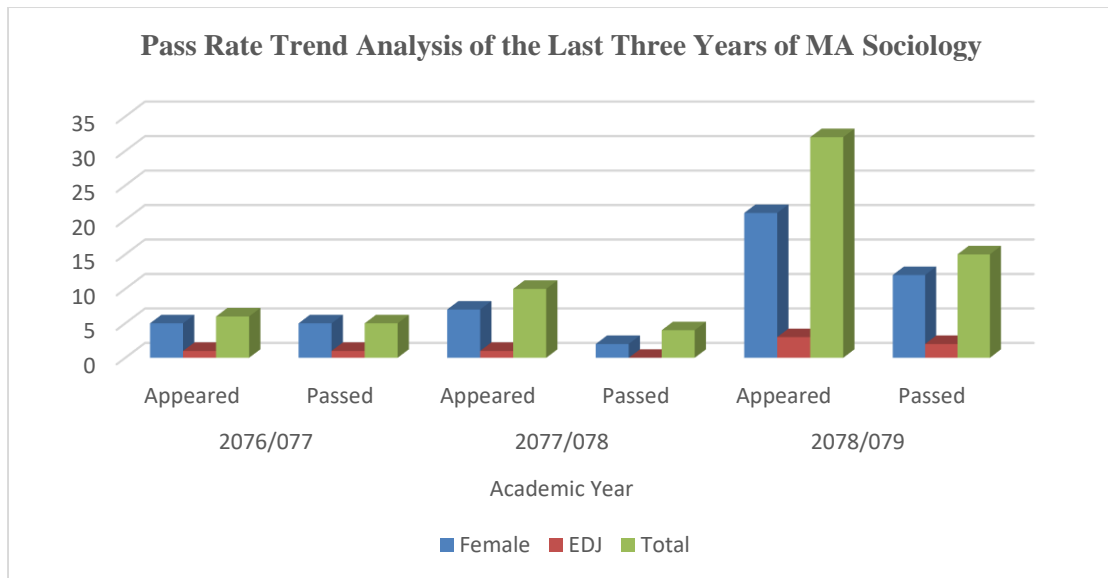
	Academic Year								
	2076/077			2077/078			2078/079		
	Appeared	Passed	Pass Percent	Appeared	Passed	Pass Percent	Appeared	Passed	Pass Percent
Female	18	14	77.78	9	7	77.78	14	12	85.71
EDJ	0	0	0.00	0	0	0.00	0	0	0.00
Total	27	19	70.37	14	9	64.29	22	15	68.18



This diagram shows the increasing trend from 2077/078 to 2078/079 and remain highest in 2076/077 in MA JMC at Madan Bhandari Memorial College. The girl percentage of pass female students remained the same for the first two years and it increased considerably in 2078/079 making it to be 85.71. No EDJ appeared in the examinations in these years.

1.2.8 Pass Rate Trend Analysis of the Last Three Years of MA Sociology

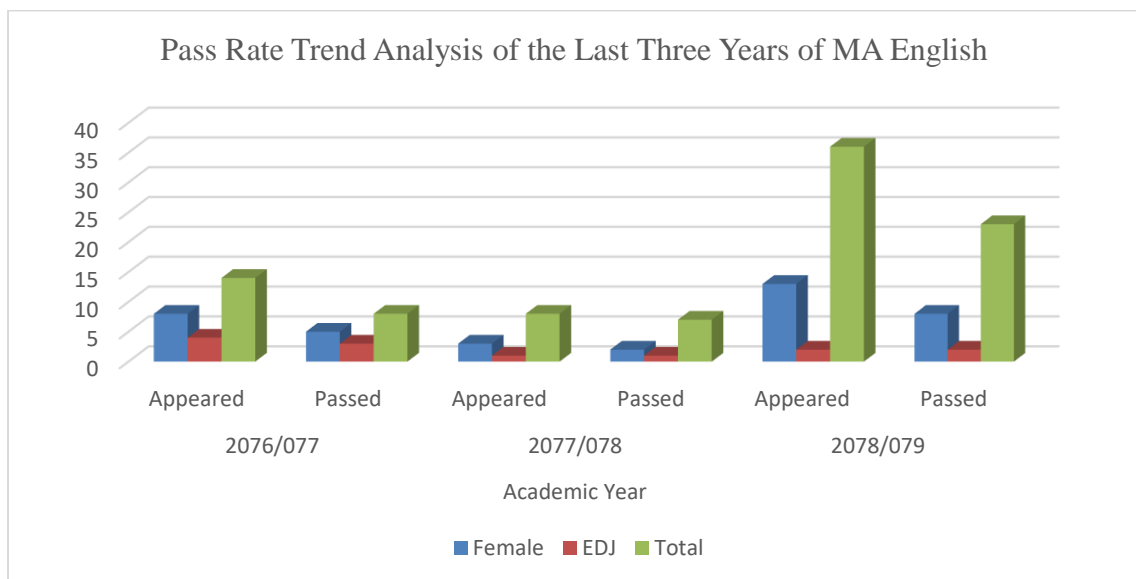
	Academic Year								
	2076/077			2077/078			2078/079		
	Appeared	Passed	Pass Percent	Appeared	Passed	Pass Percent	Appeared	Passed	Pass Percent
Female	5	5	100.00	7	2	28.57	21	12	57.14
EDJ	1	1	100.00	1	0	0.00	3	2	66.67
Total	6	5	83.33	10	4	40.00	32	15	46.88



This diagram shows the fluctuating trend in the two progressive years compared to the highest in 2076/077 in MA Sociology. Both the female pass percentage and EDJs show the similar trend in pass rate in these years. In 2076/077 every female student was successful in the examinations while no EDJs got pass in 2077/078 BS.

1.2.9 Pass Rate Trend Analysis of the Last Three Years of MA English

	Academic Year								
	2076/077			2077/078			2078/079		
	Appeared	Passed	Pass Percent	Appeared	Passed	Pass Percent	Appeared	Passed	Pass Percent
Female	8	5	62.50	3	2	66.67	13	8	61.54
EDJ	4	3	75.00	1	1	100.00	2	2	100.00
Total	14	8	57.14	8	7	87.50	36	23	63.89

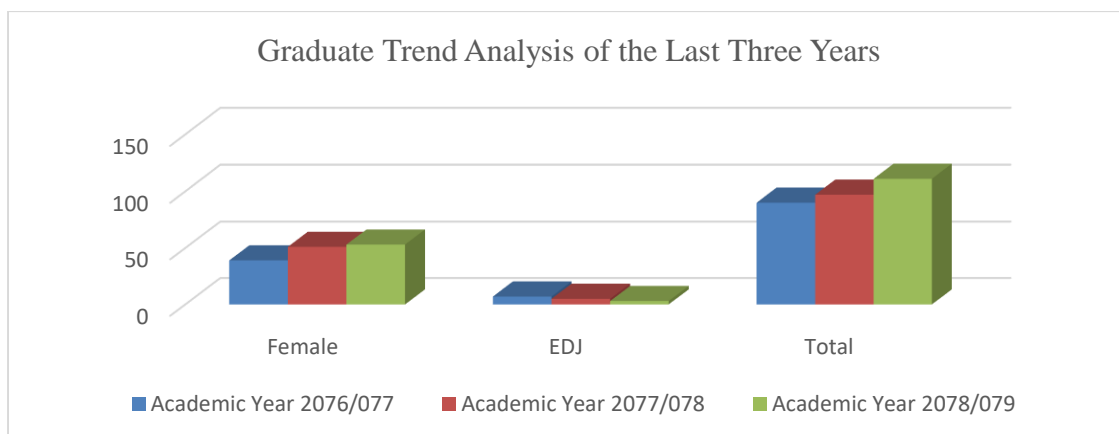


This diagram shows the fluctuating trend of female pass percentage in MA English program, while the pass percentage of EDJs peaked in the years 2077/078 and 2078/079 making it to be 100%. In the year 2078/079, only 61.54% of female students were successful while 87.50% were successful in total. The pass rate is highest in 2077/078.

1.3 Graduate Trend Analysis

1.3.1 Graduate Trend Analysis of the Last Three Years

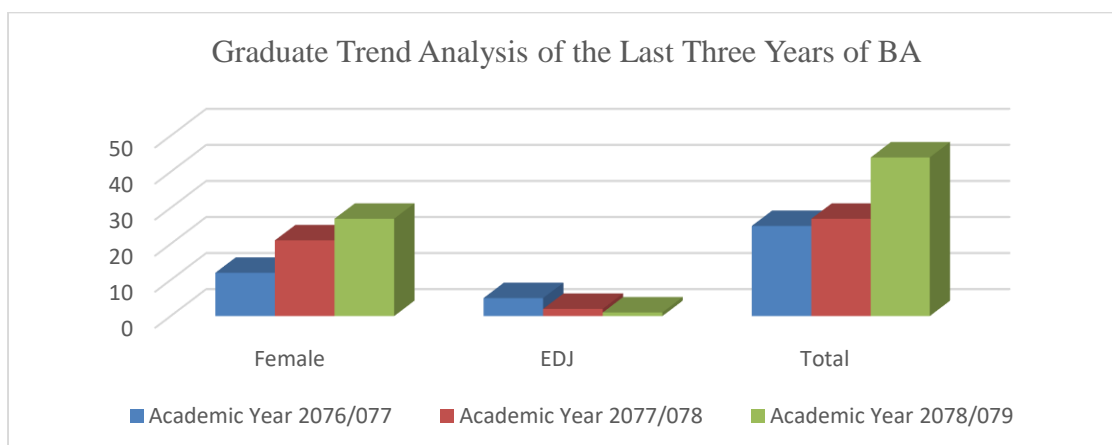
	Academic Year		
	2076/077	2077/078	2078/079
Female	39	51	53
EDJ	7	5	3
Total	90	97	111



The diagram shows the growing number of graduate students at Madan Bhandari Memorial College over the last three years. Though the boys were in the majority, a remarkable number of the female students' are graduated. Apparently, EDJs were meager in the graduated number.

1.3.2 Graduate Trend Analysis of the Last Three Years of BA

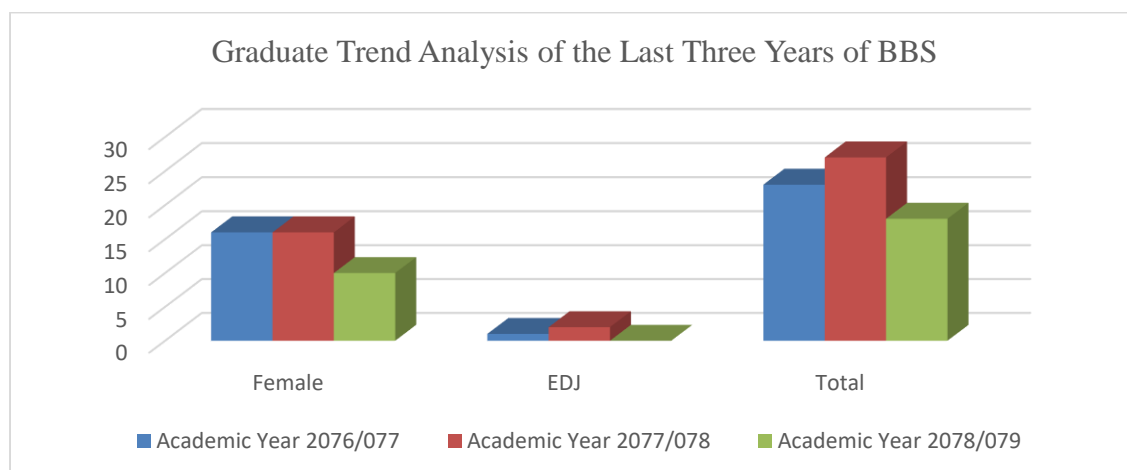
	Academic Year		
	2076/077	2077/078	2078/079
Female	12	21	27
EDJ	5	2	1
Total	25	27	44



The diagram shows the increasing number of graduate students over the last three years in BA program. Though the boys were in the majority in 2076/077 and 2077/078, a good number of female students were graduated in 2078/079. Apparently, EDJs graduate number has been very meager.

1.3.3 Graduate Trend Analysis of the Last Three Years of BBS

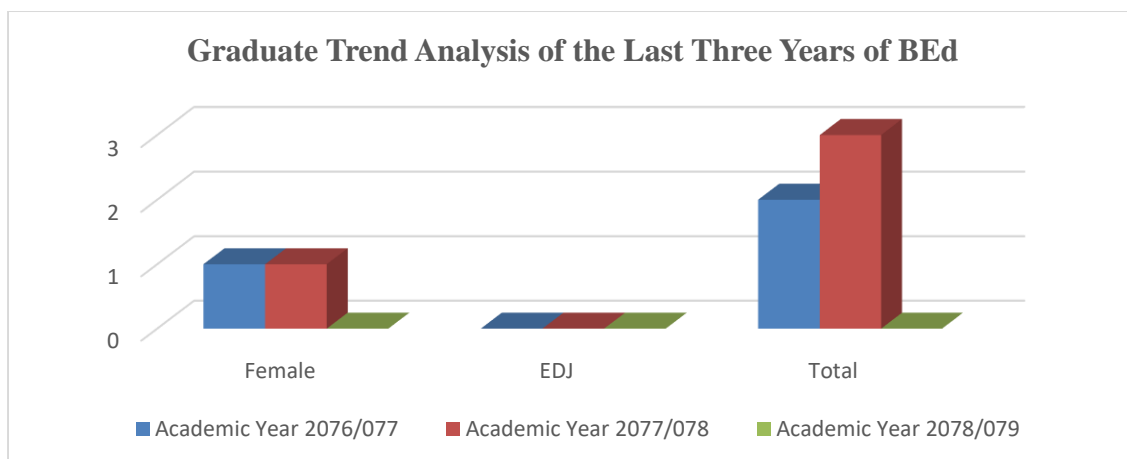
	Academic Year		
	2076/077	2077/078	2078/079
Female	16	16	10
EDJ	1	2	0
Total	23	27	18



The diagram shows the fluctuating number of female graduate students over the last three years. The number of girl graduate has been only 10 in 2078/079. Similarly, no EDJ has graduated in 2078/079 while their number has been only 1 and 2 respectively in the years 2076/077 and 2077/078.

1.3.4 Graduate Trend Analysis of the Last Three Years of BEd

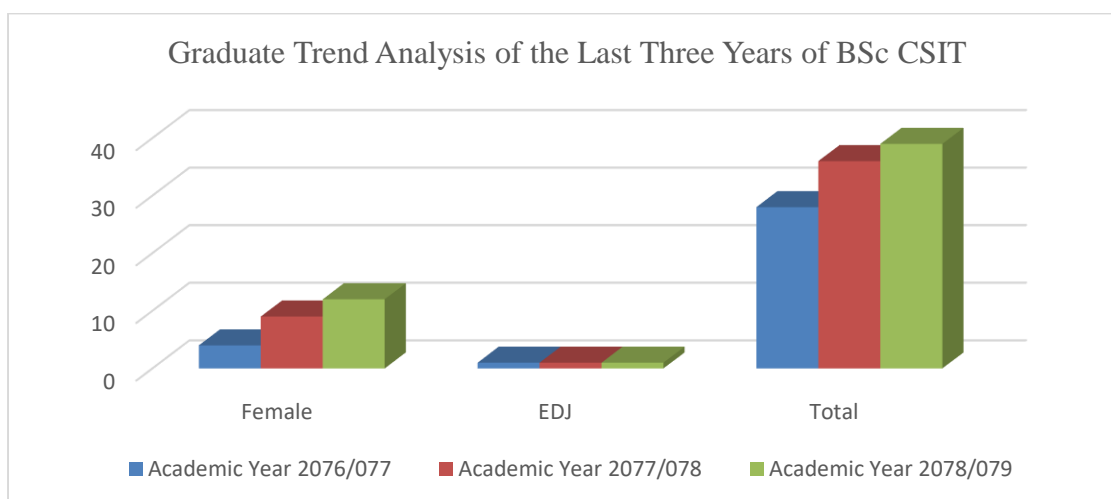
	Academic Year		
	2076/077	2077/078	2078/079
Female	1	1	0
EDJ	0	0	0
Total	2	3	0



Since there has been no enrollment of BED students over the years, only students appearing back papers have been graduated during the study period. The number of graduates under BED program in 2076/077 and 2077/078 has been 1 and 1 respectively.

1.3.5 Graduate Trend Analysis of the Last Three Years of BSc CSIT

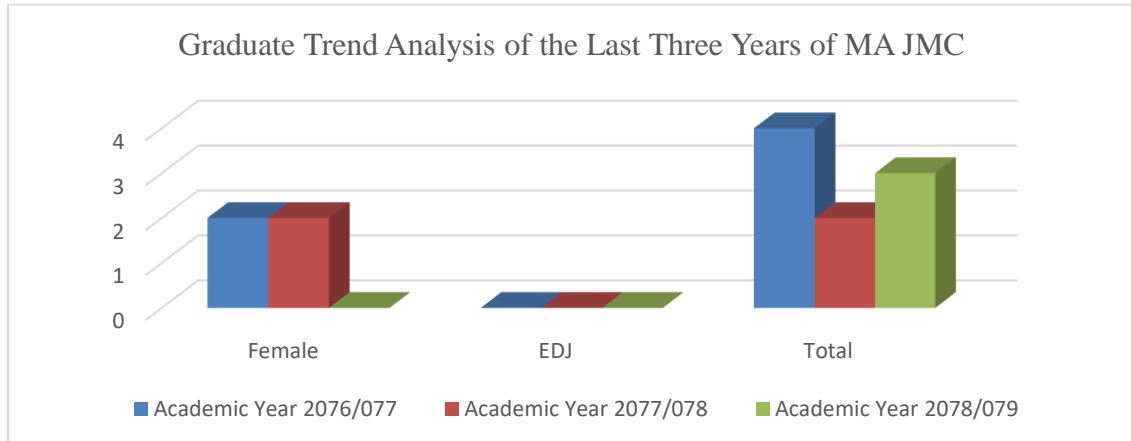
	Academic Year		
	2076/077	2077/078	2078/079
Female	4	9	12
EDJ	1	1	1
Total	28	36	39



The diagram shows the increasing number of female graduates in BSc CSIT program over the last three years. Though the boys were in the majority, a remarkable number of the female students 'are graduated and the number of EDJ graduates has been very low to be only 1 in all three years.

1.3.6 Graduate Trend Analysis of the Last Three Years of MA JMC

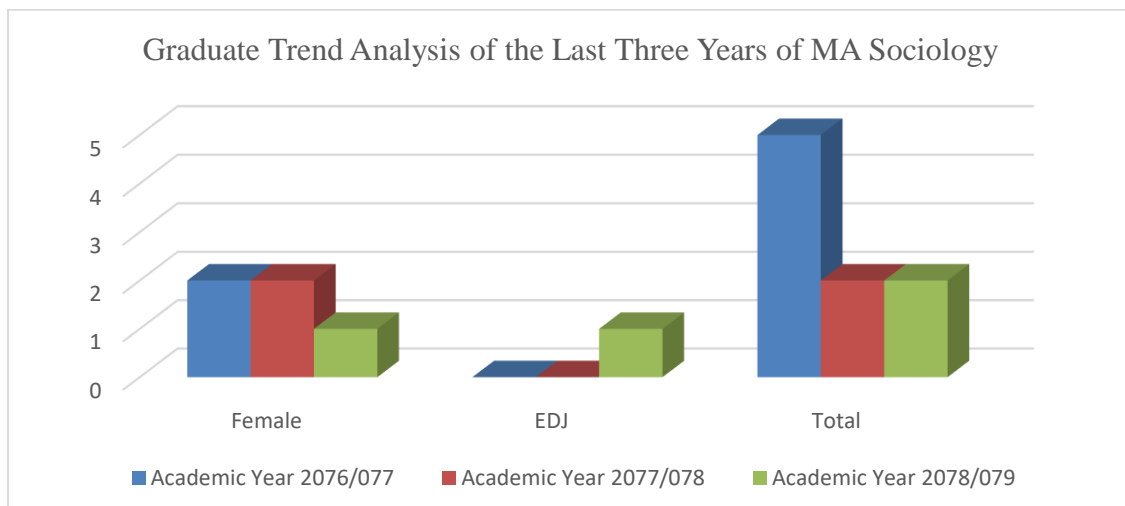
	Academic Year		
	2076/077	2077/078	2078/079
Female	2	2	0
EDJ	0	0	0
Total	4	2	3



The diagram shows the number of graduates in MA JMC over the last three years has been stabilizing. Only 2 were graduated in this program in 2077/078. While no EDJ was graduated in three consecutive years.

1.3.7 Graduate Trend Analysis of the Last Three Years of MA Sociology

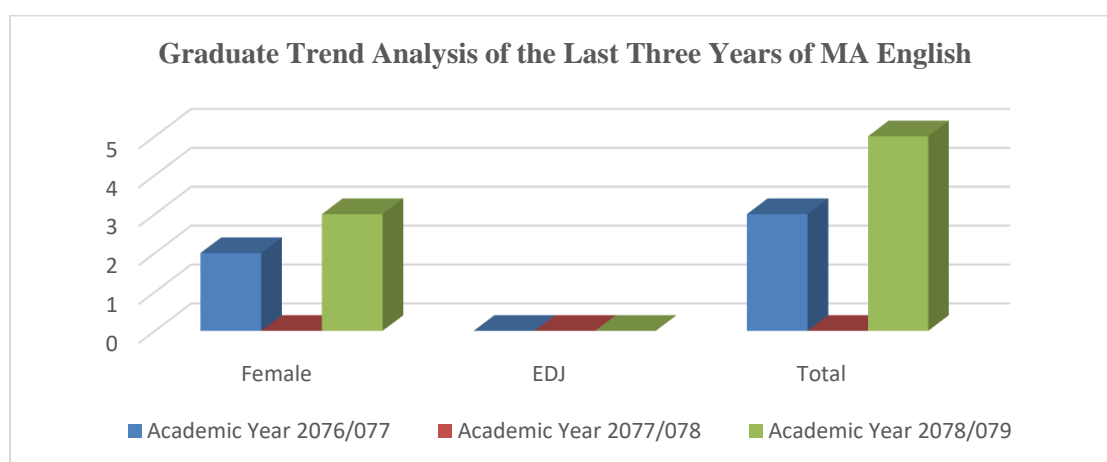
	Academic Year		
	2076/077	2077/078	2078/079
Female	2	2	1
EDJ	0	0	1
Total	5	2	2



The above diagram shows the fluctuating number of graduate students in MA Sociology over the last three years. Very few girl students were graduated in these years. Though no EDJ was graduated in 2076/077 and 2077/078 in MA Sociology, only one EDJ was graduated in 2078/079.

1.3.8 Graduate Trend Analysis of the Last Three Years of MA English

	Academic Year		
	2076/077	2077/078	2078/079
Female	2	0	3
EDJ	0	0	0
Total	3	0	5



The diagram shows the number of graduate students in MA English program at Madan Bhandari Memorial College over the last three years. The number of female graduates has been 2 and 3 in the years 2076/077 and 2078/079 while no female student got graduated in 2077/078. No student under EDJ was graduated during these years.

1.4 Programs

Currently, the following courses are running in Humanities, Science, and Management stream in the college.

1.4.1 School of Liberal Arts

- a. MA (Masters of Arts)
 - English
 - Sociology
 - Journalism and Mass Communication
- b. BA (Bachelors of Arts)

1.4.2 School of Management

- a. BBS (Bachelors of Business Studies)
- b. BBM (Bachelors of Business Management)

1.4.3 School of Science and Technology

- a. BScCSIT (Bachelors of Science in Computer Science and Information Technology)
- b. BCA (Bachelor of Computer Applications)

1.4.4 Proposed Academic Programs

- a. Bachelors of Business Administration (BBA)
- b. Bachelor of Arts Bachelor of Laws (BALLB)
- c. Bachelor of Science (BSc)
- d. Masters of Social Work (MSW)
- e. Masters of Business Management (MBM)
- f. Master of Business Administration (MBA)

1.5 Educational Pedagogy

The college is committed to pedagogical excellence which is reflected in our vision “Excellence in Leadership for Transformation.” As the needs of our learners, employers, and the community continue to evolve, we are committed to ongoing innovations in pedagogical strategies. As we expand opportunities for faculty and students to become involved in applied research and scholarship activity, we expand the definition of applied learning and further define our polytechnic identity. We strive to deliver an excellent educational experience to all of our students and are committed to personal development opportunities. As an institution, we will live our values, embrace the spirit of continuous improvement, and endeavor to provide opportunities for all of our communities to engage in dialogue and learning related to our long-term strategic direction.

2 Physical Progress

The college runs bachelor's and master's programs in its own land and buildings. The college premises cover approximately 7 *Ropanis* of land, where there are three concrete buildings. The classrooms are well furnished and well-equipped. There is CCTV surveillance in and around the college. Different laboratories are installed for BCA, BSc CSIT and BBM programs. The college radio- *Radio Shweta Shardul* 93.6 MHz has been a laboratory for Liberal Arts students. The college ground is also used to play basketball and recreational activities. The auditorium hall is being renovated and upgraded which will accommodate more than 200 people at a time. The college has been planning to upgrade its physical strength to facilitate students for the enhancement of academic and extracurricular activities of the students.

2.1 Present Physical Infrastructure Status

a. Land and Building

- i) Total Land Area: Seven Ropanis and One Anna
- ii) No. of Buildings: 5
- iii) Total Area covered by Building: 31,600 Sq. Feet
- iv) No. of Class Rooms: 32
- v) Total Number of Labs: 4
- vi) Number of Science Lab: 1
- vii) Total Area covered by Lab: Sq. Feet
Does the campus have the land ownership certificate: Yes
- viii) Ownership of Land: Own ☒ Rent ☐ Lease ☐ Others ☐
- ix) Ownership of Building: Own ☒ Rent ☐ Lease ☐ Others ☐
- x) Adequacy of Buildings: Yes
- xi) Adequacy of Classrooms: Yes
- xii) Toilet (Male & Female): Yes; Drinking water facility: Yes
Does the campus have the Playground: Yes

b. Furniture

- i) No. of Desks and Benches: 394
- ii) No. of Tables and Chairs: 858
- iii) No. of Cabinets: 91
- iv) Others: Research Management Cell, Radio Studio, Control Room, Production Room, Radio Tower, 50 KVA and 5 KVA generators

c. Equipment

- i) No. of Computers: 118
- ii) No. of Printers: 10
- iii) No. of Fax Machines: 4
- iv) No. of Photocopy Machines: 2
- v) No. of Overhead and Multimedia Projectors: 7
- vi) Internet: Available
- vii) Speed of Internet: 500 Mbps

- viii) No. of computer connected to internet 118
- ix) Does the campus have a computer Lab: Yes [☒] No [☐]
- x) Number of Computers in Lab: 92
- xi) No. of TV Screen: 24

d. Library

- i) No. of Library Rooms: 2
- ii) Size of the Rooms (sq. feet): 20 by 24
- iii) No. of Study Rooms: 1
- iv) No. of Books: 8,500
- v) Does the campus have an E-Library: Yes [☐] No [☒]
- vi) No. of Journals (Daily: 5, Weekly: 1)

2.2 Educational Aids and Infrastructure

a. Building and Classrooms

Madan Bhandari Memorial College owns three-building covering approximately seven *ropanies* and one *annas* of land with more than 32 well-furnished rooms for conducting the teaching-learning activities.

b. Library

The college has an excellent library containing 8,500 books, magazines, and journals. The library has an excellent digital database and high-speed internet connectivity to facilitate the students and research scholars.

c. Furniture and Accessories

For pedagogical activities, we have well-equipped and well-furnished classrooms. We have a total of 394 desks and benches, 858 chairs and tables, and 91 cabinets for office purposes.

d. Laboratory, Computer, and CCTV

To impart knowledge in the area of information and technology, the College has established 4 well-equipped laboratories of science, computer, hotel management, journalism, and information technology. The college has more than 118 computers, 7 overhead projectors, 10 printers, 24 mega screens, and 2 photocopy machines to facilitate the teaching-learning and to support the administrative activities.

To support the security measures, the college classrooms and premises are equipped with 64 channel web support night vision closed-circuit television (CCTV) system.

e. Auditorium, Multimedia, and Research Management Cell

The college has a well-furnished auditorium with more than 200 conference seats. Similarly, the college with the grant assistance of the University Grants Commission has established a Research Management Cell to facilitate research

activities. The classrooms are also equipped with modern teaching aids. There are 10 television screens for such purposes.

f. Playground

The college has a large playground for different sporting activities; it can also be used for organizing assemblies and public events.

g. Power Backup

For ensuring uninterrupted teaching-learning activities, the college has installed two electricity generators: one 50 KVA and another 5 KVA. Besides, the college has also installed large batteries with inverters to support the radio transmission and office computer systems.

h. FM Radio Station

The college owns a radio station named *Radio Shweta Shardul 93.6 MHz* which is being aired from the college premises. The radio can be heard in the Kathmandu valley and its vicinity. The radio station has its own production studio, control room, and radio tower.

The radio station is mainly used for disseminating news, views, and entertainment programs. The radio has downlink agreements with national and international radio stations. National agreements are particularly with community radio networks; as for international, BBC Nepali Service is broadcast through this radio station.

We received 1250000/- (In words Rupees Twelve Lakh Fifty Thousand Only) from University Grant Commission (UGC) for FM radio equipment to enhance the capability of students and to practice Journalism and Mass Communication (JMC). We purchased, installed and used a broadcast console, computers, Microphone, Studio Headphone, Field recorder for JMC students' practical work.

i. Drinking-Water

We provide clean safe drinking water to our students, faculties, and staff members. The students can drink hot water from the dispenser installed at different locations.

j. Toilet Facilities

The college building is purposefully constructed for teaching-learning activities. Each of the stories of college building consists of sufficient and clean toilets, separately for boys and girls. A constant supply of water to each of the toilets is provided.

k. Sports Facility

We give appropriate emphasis on extra-curricular activities such as excursions, education tours, and sporting events. Every year, we organize Sports Week for all students with several different sporting events.

l. Cafeteria Facility

The college has a cafeteria of its own where students can buy their food. The college canteen is located at a convenient location. To monitor the hygiene and price, a college staff has been assigned to oversee the food cooked and sold in the canteen.

m. Roads and Transportation Facilities

The college is connected with a metaled road on the Dhobi Khola corridor and public transportation is easily accessible. Besides, the college owns a bus for transporting students and a van for office purposes.

n. Sanitary Pad Machine

College recently established the sanitary pad machine aiming to provide facilities to girl students.

3 Financial Progress Analysis of Last Three Fiscal Years

3.1 Analysis of Financial Resources/Income of the Last Three Fiscal

Particular	2077/078	2078/079	2079/080
Students' Fees	43,495,396.00	64,741,562.00	73,111,827.00
Others	5,515,200.00	12,472,831.00	1,383,028.00
UGC	5,240,755.00	2,325,000.00	2,684,300.00
Other Government Bodies		-	-
Others Sources	142,451.50	374,007.00	62,135.00
Misc. and Interest	1,806,657.39	1,105,482.00	916,654.54
Total	56,200,459.89	81,018,882.00	78,157,944.54

The general trend of income of the college shows that student-fee has been the main source of income. The income from this category reveals it has been in increasing trend every passing year. Besides, the regular source of income is the grant received from the University Grants Commission. This diagram also shows that the overall income of the college is increasing every year.

3.2 Recurrent Expenses of Last Three Fiscal Years

Particular	2077/078	2078/079	2079/080
Salary	19,191,331.15	27,913,114.76	24,107,163.00
Others	32,445,715.89	38,535,529.6	4,702,658.00
Total	51,637,047.04	66,448,644.36	28,809,821.00

The recurrent expenses trend shows that it is steadily increasing in the salary category from 2077 to 2079. Similarly, it has also consistently increased in other categories in the last three years.

3.3 Capital Expenditures of the Last Three Fiscal Years

Particular	2077/078	2078/079	2079/080
Major Infrastructures Development	347,582.60	4,867,359.58	282,520.00
Minor Infrastructure Development	524,330.00	2,264,573.54	302,420.00
Equipment	466,390.00	637,972.00	3420,231.00
Books	205,175.00	270,301.67	638,674.00
Total	1,543,477.60	8,040,206.79	4,643,845.00

The capital expenditure table shows that the sole focus of the college is on investment in major infrastructure development. Then the college spends a relatively small amount of money on enhancing the library and buying books.

3.4 Auditor's Observations in the Last Fiscal Year 2079/080

- Internal Audit System

The internal audit system is required to make more systematic, professional, and effective.

- **Lack of Welfare Scheme for Faculties and Staff**

The college has to ensure welfare funds like provident fund, gratuity, health care fund and insurance, accident insurance to its employees.

3.5 Steps Taken to Mitigate the Issues Raised by Audit Observations in the Last Fiscal Year

- The college complies with the advice given by the auditor.
- The issue concerning fixed assets has been sorted out by the property listing committee.
- TDS has been managed and deducted as per the legal standards.

4 Social Progress

Madan Bhandari Memorial College is a community based academic institution. The college understands its social responsibility. It has organized environment awareness program in its vicinity. Similarly, health camps and blood donation programs are its regular activities on the occasion of College Day. The college has involved its students in the support of natural disaster victims too. The Social Work students have donated clothes to the orphans and they have also set awareness campaigns among Chepang Community in the Terai.

4.1 College's Involvements in Social Activities

The college has active participation in the following activities.

- Participation in Bagmati Cleaning Campaign
- Participation in the Dhobi Khola Cleaning Campaign
- Participation in Cleaning Campaign in association with KMC Environment Section
- Conduction of Rural Health Camp in different areas of Kathmandu and the outskirts
- Eye and Dental Camp in the college premises and at Suryabinayak-4, Dadhikot, Bhaktapur
- Conduction of regular blood donation camp
- Active participation in relief campaigns during earthquake disaster victims
- Logistic support to flood and landslide victims
- Monetary support of Rs. 51000 to Prime Minister's Disaster Relief Fund
- Monetary support of Rs. 51000 to Dhurmus Suntali Foundation to support flood and landslide victims
- Donation of logistics and water filters to government schools, colleges, public institutions, and NGOs.
- Donation of logistics and essential materials to cyclone victims of Bara district.

4.2 Society's Contribution to College

The local community has also contributed much to the college in the following ways.

- Full cooperation and active participation in finding the college land
- Local community's full cooperation and participation in college programs like college day, New Year celebration, health camp, eye camp, cleaning campaign etc.
- Local community's full cooperation and participation with college in local concerns like road, bridge, drainage management, and infrastructure building
- Local community's full cooperation and participation in guardian interaction, admission, and community dialogue, etc.

4.3 Plan for College's Contribution to Society

The college prepares the following plans and programs for the local community.

- More scholarship programs and admission priority to the local community

- Allocate quota for the local community in technical education
- Provide a library facility to the member of the local community
- Priority to locals in the operation of the canteen, stationery shops for the college

4.4 Plan for Increased Involvement of Society in the College

- More representation of locals in the CMC, General Assembly, and decision-making process
- Job priority to locals in the college
- Formation of a joint committee with locals for solving college matters and concerns
- Broadcast of local concerns and issues through college FM radio

5 SWOC Analysis of Institution

5.1 Strengths

The college has the following strengths:

- 22 years of glorious academic records
- Promoted by a well-known foundation
- An up-to-date data warehouse maintained since its establishment
- Adopted hi-tech classrooms and laboratory (computer, digital and research) with dedicated high speed internet
- Gradually establishing modern ways technology based HR management system like biometric attendance, leave application via Moodle, techno friendly performance appraisal and CCTV surveillance
- Establishment of 24-hour power backup
- Installation of ISO certified college software for EMIS
- Computer facility to all faculties, departments and administrative sections.
- Advance internal network system
- Peer review journal with ISSN registered in NEPJOUL.
- More than 30 policy documents for smooth and efficient functioning of college.
- Increasing number of student enrollment
- Affordable tuition fees
- Equipped with state-of-the-art facilities (College FM - Radio Shweta Shardul 93.6 MHz and Audio Visual Studio along with news room
- Centrally located and student and differently abled person friendly infrastructures within 7 ropani premises
- Resourceful library
- Experienced and renowned faculties
- Personal attention and counseling
- Focus on practical skills and all-round development of students
- Frequent educational tours and excursions
- Research Management Cell (RMC) facilitating research activities
- Playgrounds and indoor sports halls
- Diverse student body and program offered
- Excellent academic and Result Records

5.2 Weakness

The college has the following weaknesses:

- Lack of transportation facility provision to students
- No provision of hostel facility to students
- Less number of students at the Master's level
- Inappropriate ratio of full time to part time faculties
- Improper utilization of college resources
- Under positioning and branding of programs offered
- Underutilized alumni network

- Low presence of students in class hour and examination

5.3 Opportunities

The college has the following opportunities:

- QAA process likely to complete soon
- High possibility to be upgraded as a deemed university
- National and international linkages
- Established under People's Leader Madan Bhandari.
- Possibility of running new programs like BBA, BA LLB, MBM, MA Psychology
- Becoming a school of thought on a national scale
- Establishing itself as a Central Hub of IT, Management and Liberal Arts studies
- Taking the lead in the larger critical discourse
- Existence of supporters and well-wisher
- Establishment of an endowment fund
- Entrepreneurial culture development

5.4 Challenges

- The growing tendency of students going abroad after they complete their school level education
- Delay in job security of staff and faculties retard their potentialities and devotion towards institutions.
- Adjustment of fee structure and facilities according to competitive market
- Unhealthy competition among colleges to enroll students
- The affiliating university's carelessness to follow the calendar, admission timing fixity, timely results
- Lack of vibrant job market in the country, the number of college dropouts is increasing every year
- Increasing tendencies in market-oriented education
- Possibility of political instability
- Political perception on people





Email/Website:
info@mbmc.edu.np
www.mbmc.edu.np

Address:
P.O. Box: 5640
New Baneshwor, Kathmandu

Phone:
+977-01-5172175, 5172682