

# ANNUAL REPORT

FISCAL YEAR 2080/081

Report Publication Date: 2081/02/32



**Madan Bhandari Memorial College**  
New Baneshwor, Kathmandu

Annual Report  
Fiscal Year 2080/081

Published in 2081 by  
Madan Bhandari Memorial College  
(Affiliated to TU)  
Estd. in 2001  
New Baneshwor, Kathmandu  
Phone: 01-5172175, 5172682  
Website: mbmc.edu.np  
Email: info@mbmc.edu.np  
Budget of Fiscal Year 2080/081: NRs. 107098900.00



**Report Preparation Team**

Dr. Babu Ram Adhikari

Mr. Kamal Neupane

Mr. Prajwal Man Shrestha

Dr. Tara Prasad Gautam

Mr. Poshan Niraula

Mr. Laxmi Raj Chapagain

Ms. Puspa Devi Bastola

Mr. Nabin Khadka

Mr. Mohan Bahadur Saud

**Date of Report Endorsement by AGM**

This Annual Report (2080/081) of Madan Bhandari Memorial College was approved by the AGM on 32 Jestha 2081.



## Executive Summary

The Annual Report provides a comprehensive overview of the institution. In close collaboration with various departments and programs, the Report Preparation Team created the Annual Report for 2080/081, which was approved by the AGM on 32 Jestha 2081. The report was developed over three weeks, involving a thorough analysis of institutional parameters. Key aspects of the report include academic, physical, financial, and social progress. Additionally, it examines the institution's strengths and weaknesses and addresses budgetary considerations in alignment with the Strategic Development Plan.

The general trend of student enrolment in the last three years (2078/079, 2079/080 and 2080/081) shows the sustained growth of the college. The enrollment trend in the last three years shows a fluctuating number of students at Bachelor's whereas mild decrease in Master's levels. The data shows that 949 students got admission in 2078/079 and the number fallen in 2079/080 with 938 and then it increased in 2080/081 with 1084 students. The enrolment trend is in increasing order with little fall in 2079/080. Likewise, the enrollment of girl students remains highest while Madhesis, EDJs, and Dalits are in few numbers over the past three years. Like the enrolment trend over the past three years, the passing trend of college students is also encouraging. The overall satisfactory progress of the pass number of students over the last three years remains, as the number of pass students is increasing order every year. The pass percentage of 2079/080 i.e. 69.61% is the highest in comparison to previous two years.

The graduate trend at the college is in increasing trend and in 2079/080 only 69 graduated. The decreased figure is due to no graduates from 4-years BA program. In non-technical courses, female students are the majority of the graduates whereas, in technical courses like BCA and BScCSIT, the male students top the list. Among all categories, Dalits are the lowest to graduate and EDJs and Madhesis are in the middling position.

College is running five programs in Bachelor's level whereas three programs in Master's level. There are six semester based programs and two annual based programs. College has planned to add some market demanded programs as proposed academic programs. College is committed on adopting teaching technique innovation in teaching learning process. At present, college is promoting research culture as a crucial part of teaching learning.

College has considered some major infrastructural development and educational aid in strategic plan. College has expanded building, classrooms, furniture, equipment, library, sports facilities and has been maintaining physical infrastructures in regular basis. College is dedicated to establish necessary physical facilities to support teaching learning environment.

The financial condition of the college remains fairly sound. The general trend of income of the college shows that the main source of income is student fees. The income from this category shows that it has an increasing trend in every passing year. The recurrent expenses trend shows that it is steadily over the last three years. In a contrasting manner, the overall expenses remain fluctuating over the past three years.

The capital expenditure diagram shows that the sole focus of the college is on investment in major infrastructure development. Similarly, the college spends a remarkable amount of money on enhancing the library and buying books, software, furniture, equipment, infrastructure development, and social welfare. The total expenditure on capital is considerably rising, especially in the last fiscal year.

As the community college, the institution has established a very good community relationship interacting with the local community in particular and wider national society in general. The college has many remarkable strong aspects having a few weaknesses as well. These aspects are clearly discussed in the SWOC analysis section. In nutshell, the college is in the path of progress incorporating both modern technique of teaching learning activities and infrastructure.

## TABLE OF CONTENTS

Title	Page No.
Executive Summary	v
Acronyms	ix
Background of the College	1
1 Academic Progress	2
1.1 Enrolment Trend Analysis	2
1.1.1 Enrolment Trend Analysis of the Last Three Years	2
1.1.2 Enrolment Trend Analysis of the Last Three Years of BA	2
1.1.3 Enrolment Trend Analysis of the Last Three Years of BBS	3
1.1.4 Enrolment Trend Analysis of the Last Three Years of BCA	4
1.1.5 Enrolment Trend Analysis of the Last Three Years of BBM	4
1.1.6 Enrolment Trend Analysis of the Last Three Years of BSc CSIT	5
1.1.7 Enrolment Trend Analysis of the Last Three Years of MA JMC	6
1.1.8 Enrolment Trend Analysis of the Last Three Years of MA Sociology	6
1.1.9 Enrolment Trend Analysis of the Last Three Years of MA English	7
1.2 Pass Rate Trend Analysis	9
1.2.1 Pass Rate Trend Analysis of the Last Three Years	9
1.2.2 Pass Rate Trend Analysis of the Last Three Years of BA	9
1.2.3 Pass Rate Trend Analysis of the Last Three Years of BBS	10
1.2.4 Pass Rate Trend Analysis of the Last Three Years of BCA	11
1.2.5 Pass Rate Trend Analysis of the Last Three Years of BBM	11
1.2.6 Pass Rate Trend Analysis of the Last Three Years of BSc CSIT	12
1.2.7 Pass Rate Trend Analysis of the Last Three Years of MA JMC	13
1.2.8 Pass Rate Trend Analysis of the Last Three Years of MA Sociology	13
1.2.9 Pass Rate Trend Analysis of the Last Three Years of MA English	14
1.3 Graduate Trend Analysis	16
1.3.1 Graduate Trend Analysis of the Last Three Years	16
1.3.2 Graduate Trend Analysis of the Last Three Years of BA	16
1.3.3 Graduate Trend Analysis of the Last Three Years of BBS	17
1.3.4 Graduate Trend Analysis of the Last Three Years of BEd	18
1.3.5 Graduate Trend Analysis of the Last Three Years of BSc CSIT	18
1.3.6 Graduate Trend Analysis of the Last Three Years of MA JMC	19
1.3.7 Graduate Trend Analysis of the Last Three Years of MA Sociology	20
1.3.8 Graduate Trend Analysis of the Last Three Years of MA English	20
1.4 Programs	22
1.4.1 School of Liberal Arts	22
1.4.2 School of Management	22
1.4.3 School of Science and Technology	22
1.4.4 Proposed Academic Programs	22
1.5 Educational Pedagogy	23
2 Physical Progress	24



2.1	Present Physical Infrastructure Status	24
2.2	Educational Aids and Infrastructure	25
3	Financial Progress Analysis of Last Three Fiscal Years	28
3.1	Analysis of Financial Resources/Income of the Last Three Fiscal	28
3.2	Recurrent Expenses of Last Three Fiscal Years	28
3.3	Capital Expenditures of the Last Three Fiscal Years	28
3.4	Auditor's Observations in the Last Fiscal Year 2080/081	29
3.5	Steps Taken to Mitigate the Issues Raised by Audit Observations in the Last Fiscal Year	29
4	Social Progress	30
4.1	College's Involvements in Social Activities	30
4.2	Society's Contribution to College	30
4.3	Plan for College's Contribution to Society	30
4.4	Plan for Increased Involvement of Society in the College	31
5	SWOC/SWOT Analysis of Institution	32
5.1	Strengths	32
5.2	Weakness	32
5.3	Opportunities	32
5.4	Challenges/ Threats	32

**Acronyms**

AGM	Annual General Meeting
BA	Bachelor of Arts
BBM	Bachelor of Business Management
BBS	Bachelor of Business Studies
BCA	Bachelor of Computer Application
BSc CSIT	Bachelor of Science in Computer Science and Information Technology
CMC	College Management Committee
EDJ	Educationally Disadvantaged Janajatis
FM	Frequency Modulation
JMC	Journalism and Mass Communication
MA	Master of Arts
SWOC	Strengths, Weaknesses, Opportunities, and Challenges
TU	Tribhuvan University
UGC	University Grants Commission



## Background of the College

Madan Bhandari Memorial College, a non-profit making community institution, was established in 2001 to impart quality education at an affordable cost. The college offers a wide range of academic courses in BA, BBS, BBM, BCA, BSc CSIT, and Master's Degree courses in Sociology, Journalism, and English. Since its inception, the college has achieved remarkable success in terms of quality education and infrastructural development. It has received generous help from many individuals and institutions for the enhancement of quality education and the development of infrastructural facilities. It is managed by a dedicated team of educationists, academics, and social workers.

“Excellence in Leadership for Transformation” is the vision of college implying to produce a high-quality workforce capable of leading all professional and amateur sectors, thereby bringing about noticeable progressive changes for humanity and nation. The mission of the college is to impart quality education at an affordable cost and to establish the college as one of the excellent academic institutions of the country producing competent human resources. To materialize its vision in reality the college provides several scholarships for deserving students. Besides, the college provides freeships to the needy and meritorious students from marginalized and disadvantaged backgrounds, communities, and geographical locations.

The college has established well-equipped labs for the students of science, management, computer science, and humanities. The well-furnished, purposefully constructed classrooms enhance the teaching-learning process. The use of modern technologies such as projectors, computers, and mega screens in the pedagogical process makes this college better than any other educational institution. For the students of Journalism and Mass Communication, the college has established an FM radio station (*Shweta Shardul* FM 93.6 MHz) to facilitate and bolster their confidence in a professional career.

The college has diverse forms of extra-curricular activities (ECA) throughout the year. Major ECA activities range from sports to personality development of students. College conducts and national and international workshops, seminars, symposium covering burning issues of educational sector as well as other necessary areas. College also encourage faculty members to participates in such programs.

## 1 Academic Progress

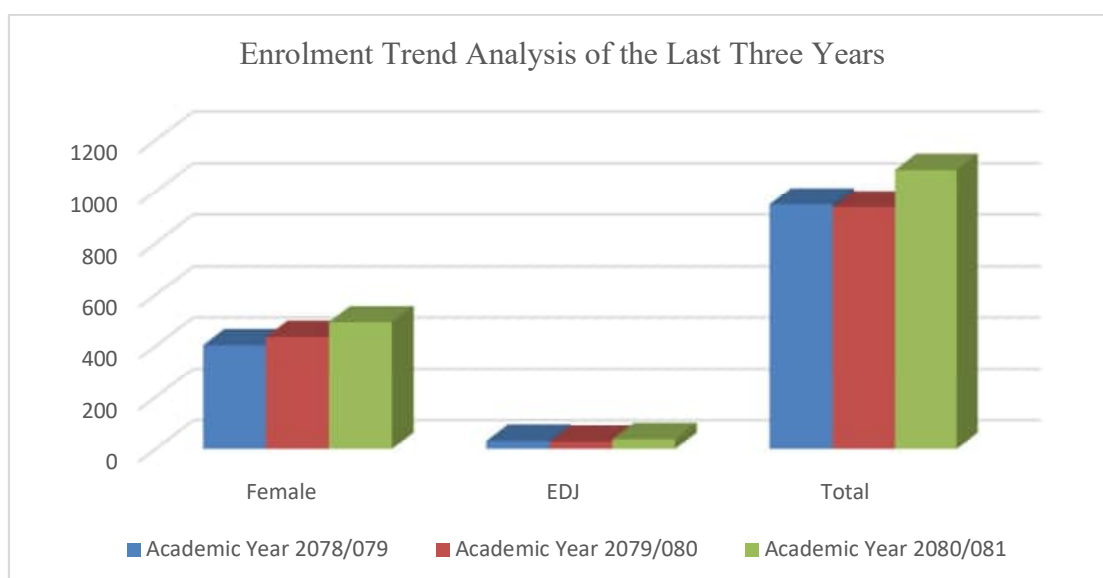
The academic progress section of this report presents an analysis of enrolment, pass number, and graduation number of students at Bachelor's and Master's Level in all faculties disaggregated by females and Dalits.

### 1.1 Enrolment Trend Analysis

The enrolment progress section of this report presents an analysis of enrolment of students at Bachelor's and Master's Level in all faculties disaggregated by females and *Dalits*.

#### 1.1.1 Enrolment Trend Analysis of the Last Three Years

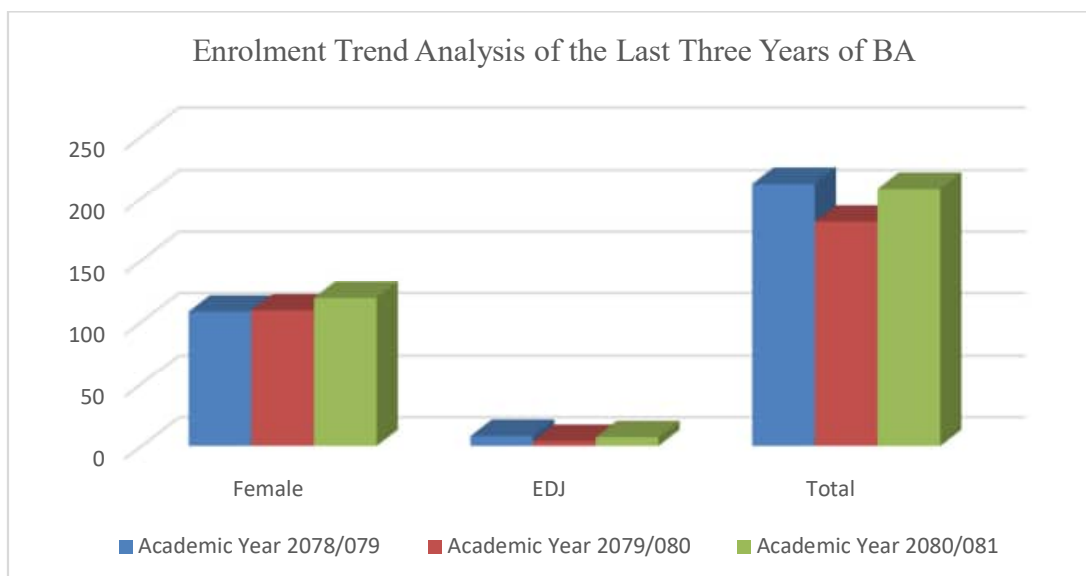
	Academic Year		
	2078/079	2079/080	2080/081
Female	403	435	492
EDJ	31	28	37
Total	949	938	1084



The above diagram presented data shows that the intake of female students at Madan Bhandari Memorial College has been steadily increasing over the past three years. It has been highest in the year 2080/81 while the lowest admission number has been in the academic year 2078/79. Likewise, the enrollment of girl students has remained the highest while Madhesis and EDJs has shown some fluctuation.

#### 1.1.2 Enrolment Trend Analysis of the Last Three Years of BA

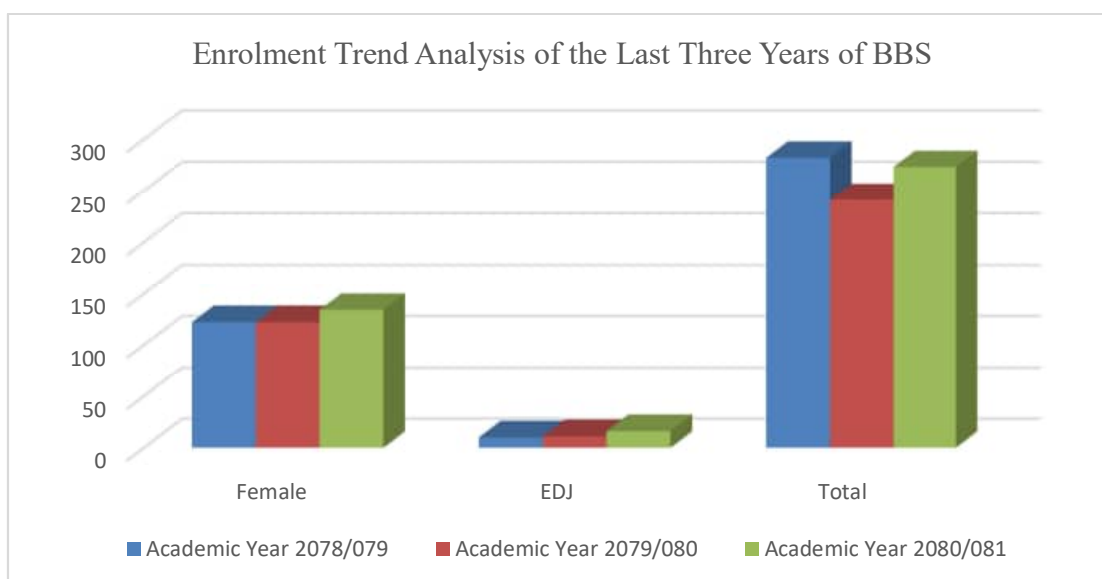
	Academic Year		
	2078/079	2079/080	2080/081
Female	108	109	119
EDJ	8	4	7
Total	212	181	208



The above diagram presented shows that the intake of female students at BA program at Madan Bhandari Memorial College has been growing every year stretching from 2078 to 2080 BS. The number of EDJ has fluctuated over three years.

### 1.1.3 Enrolment Trend Analysis of the Last Three Years of BBS

	Academic Year		
	2078/079	2079/080	2080/081
Female	122	122	134
EDJ	10	11	16
Total	282	241	273

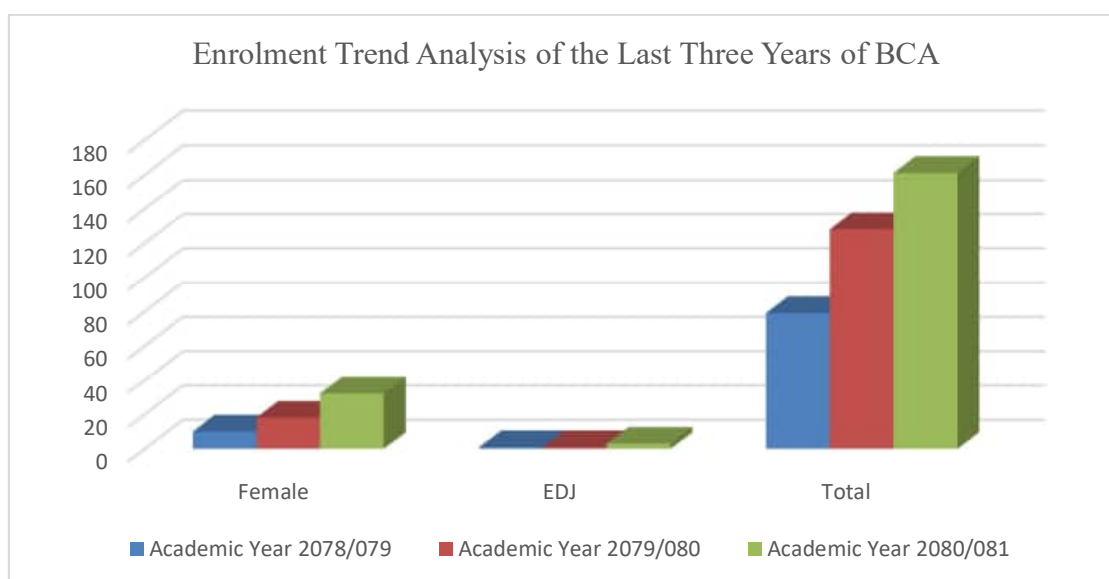


The above diagram presented data shows that the intake of female students at BBS program remained the same in 2078/079 and 2079/080. However, the number of

female students has increased by 12 in the year 2080/081. Similarly, the number of EDJ has been steadily increasing over the past three years.

#### 1.1.4 Enrolment Trend Analysis of the Last Three Years of BCA

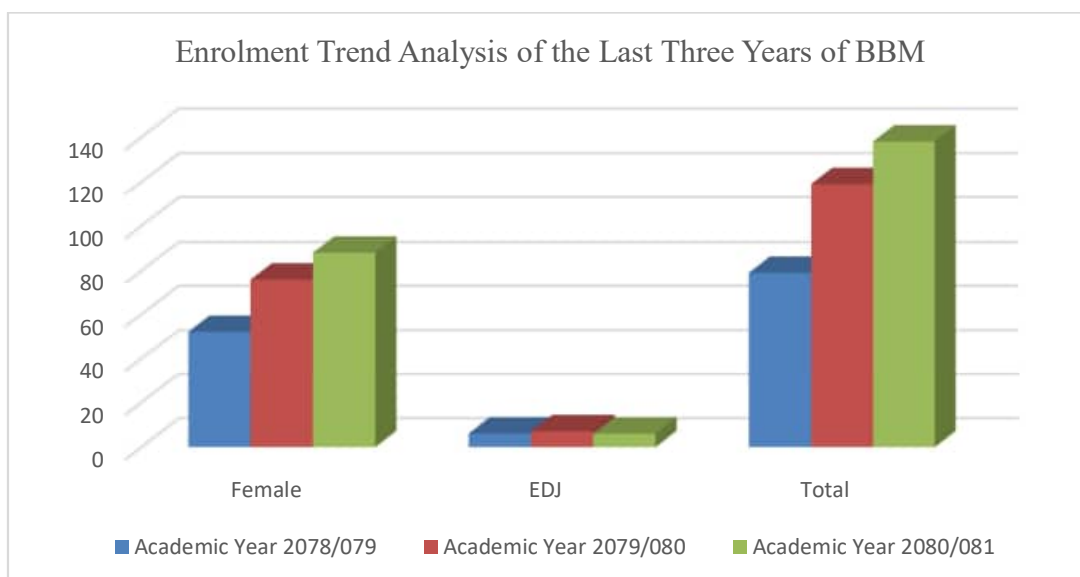
	Academic Year		
	2078/079	2079/080	2080/081
Female	10	18	32
EDJ	1	1	3
Total	79	128	161



The above diagram presented data shows that the intake of girl students at BCA program at Madan Bhandari Memorial College has been increasing every year stretching from 2078/079 to 2080/081 BS. The number of the EDJ students remained at 1 during the first two years and increased by 2 in the last year.

#### 1.1.5 Enrolment Trend Analysis of the Last Three Years of BBM

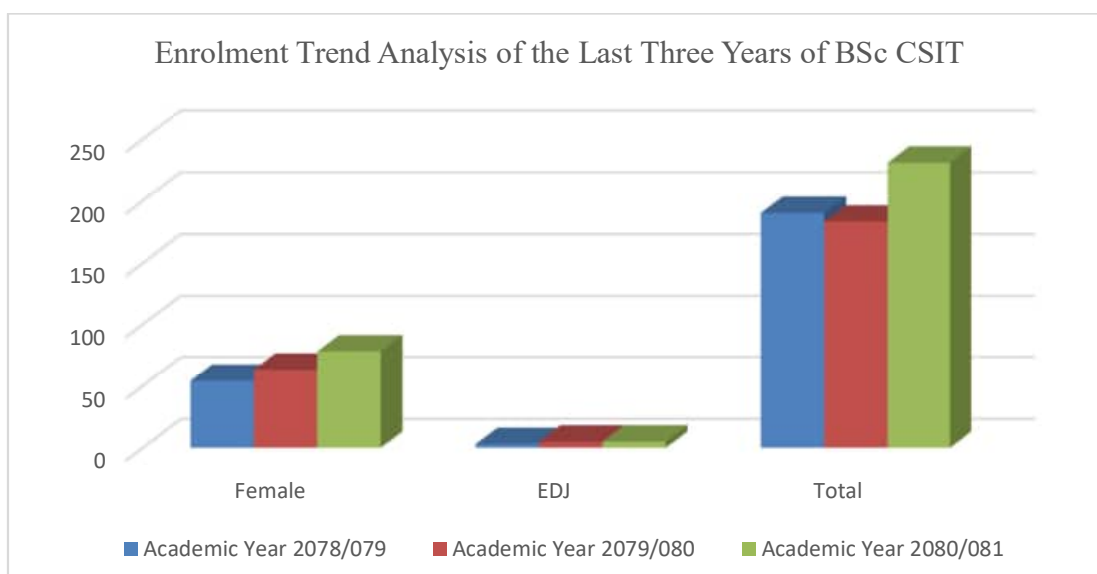
	Academic Year		
	2078/079	2079/080	2080/081
Female	52	76	88
EDJ	6	7	6
Total	79	119	138



The data presented in the above diagram indicates a consistent increase in the number of female students enrolled in the BBM program at Madan Bhandari Memorial College from 2078 to 2080 BS. Female student enrollment has been the highest each year, while the number of EDJ students has remained the lowest throughout the period.

#### 1.1.6 Enrolment Trend Analysis of the Last Three Years of BSc CSIT

	Academic Year		
	2078/079	2079/080	2080/081
Female	54	63	78
EDJ	3	5	5
Total	190	183	231

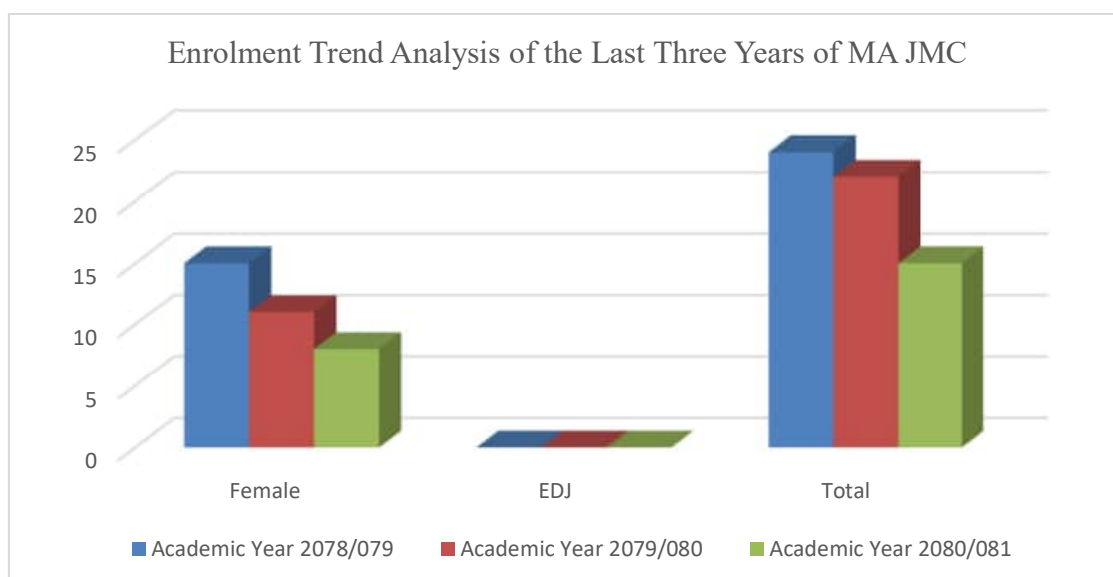




The above diagram presented data shows that the intake of students at BSc CSIT program at Madan Bhandari Memorial College has been stabilizing with only slight fluctuations due to dropouts in the senior semesters. The enrollment of girl students has remained the highest while EDJs has consistently been the lowest.

#### 1.1.7 Enrolment Trend Analysis of the Last Three Years of MA JMC

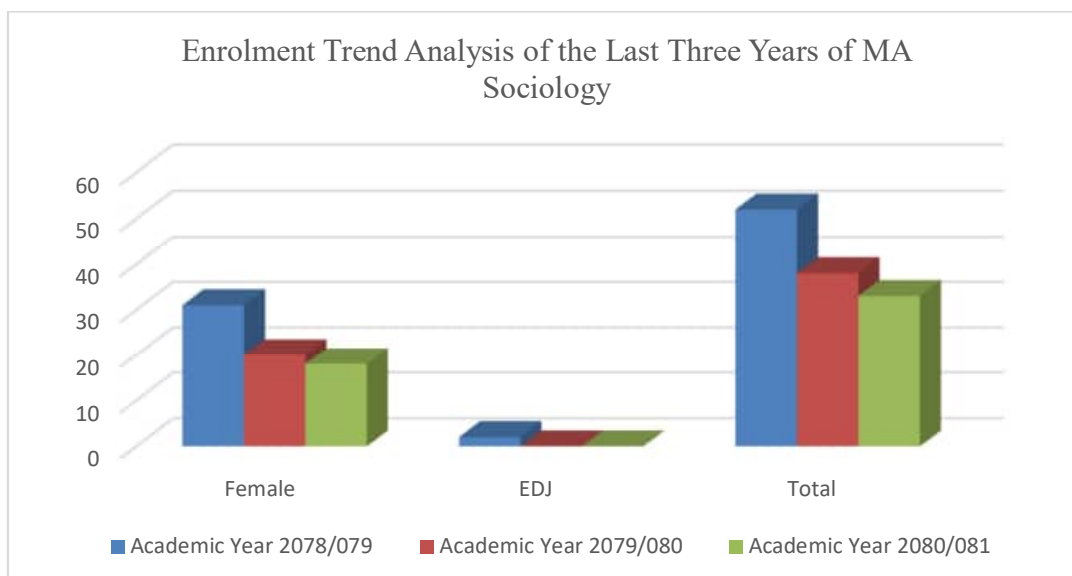
	Academic Year		
	2078/079	2079/080	2080/081
Female	15	11	8
EDJ	0	0	0
Total	24	22	15



The above presented data shows that the intake of female students at MA JMC at Madan Bhandari Memorial College has been declining. The highest number of female students was recorded in the academic year 2078/079, while the lowest intake occurred in 2080/081 BS. During these periods no EDJ was enrolled to study Master program at the college.

#### 1.1.8 Enrolment Trend Analysis of the Last Three Years of MA Sociology

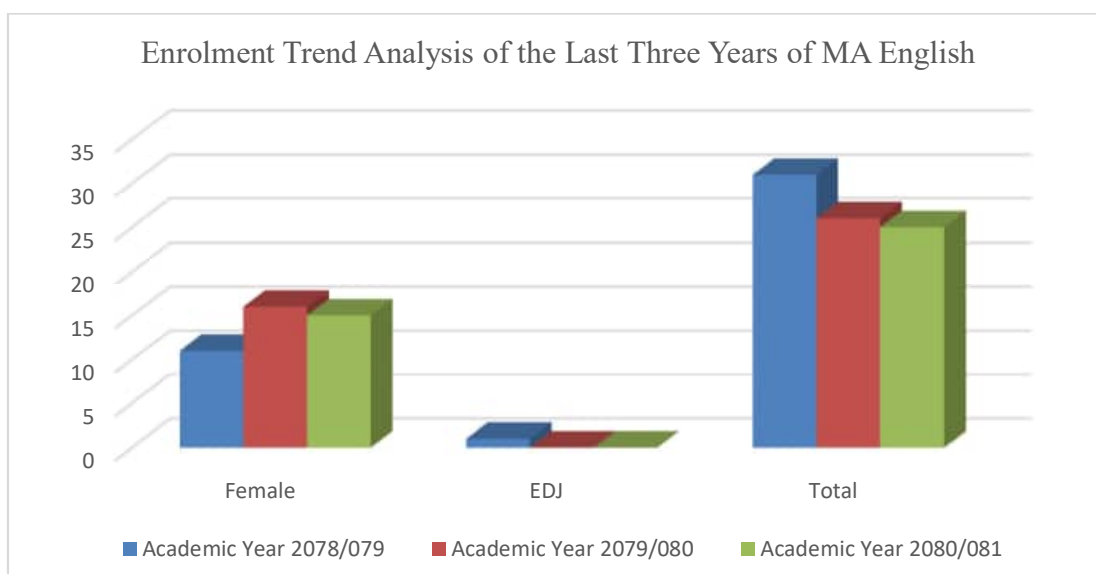
	Academic Year		
	2078/079	2079/080	2080/081
Female	31	20	18
EDJ	2	0	0
Total	52	38	33



The above diagram presented data shows that the intake of female students at MA Sociology at Madan Bhandari Memorial College has been decreasing. The number peaked in the academic year 2078/079 while it was least in 2080/081. EDJ students were only enrolled in the program during the year 2078/079.

#### 1.1.9 Enrolment Trend Analysis of the Last Three Years of MA English

	Academic Year		
	2078/079	2079/080	2080/081
Female	11	16	15
EDJ	1	0	0
Total	31	26	25

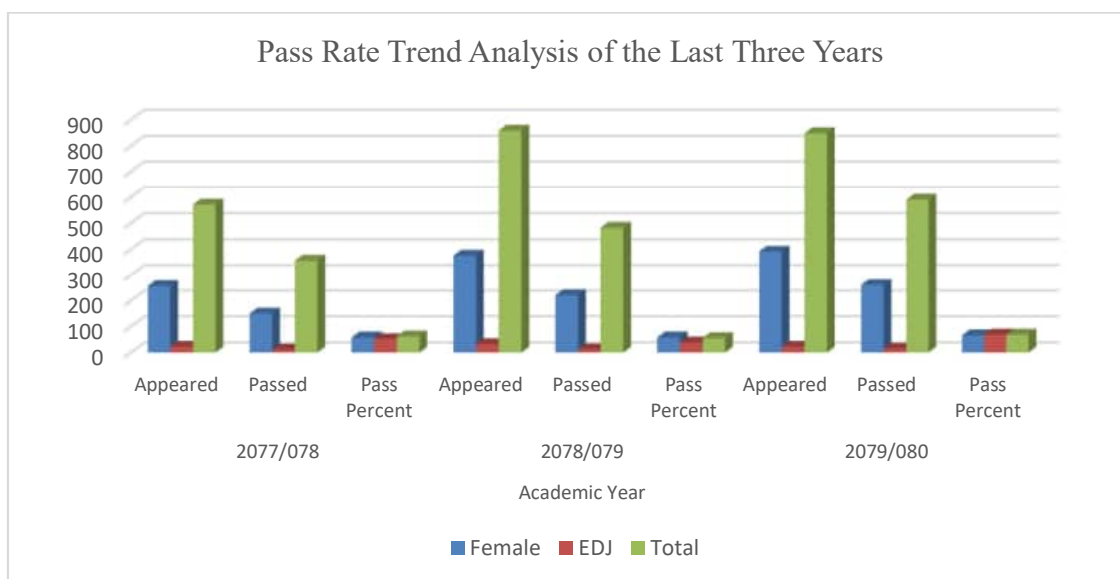


The data presented in the above diagram shows that the intake of female students in the MA English program at Madan Bhandari Memorial College has been fluctuating each year from 2078/079 to 2080/081 BS. Only one EDJ student was admitted to the Master's level in English during the year 2078/079, with no EDJ students enrolling in the subsequent years, 2079/080 and 2080/081.

## 1.2 Pass Rate Trend Analysis

### 1.2.1 Pass Rate Trend Analysis of the Last Three Years

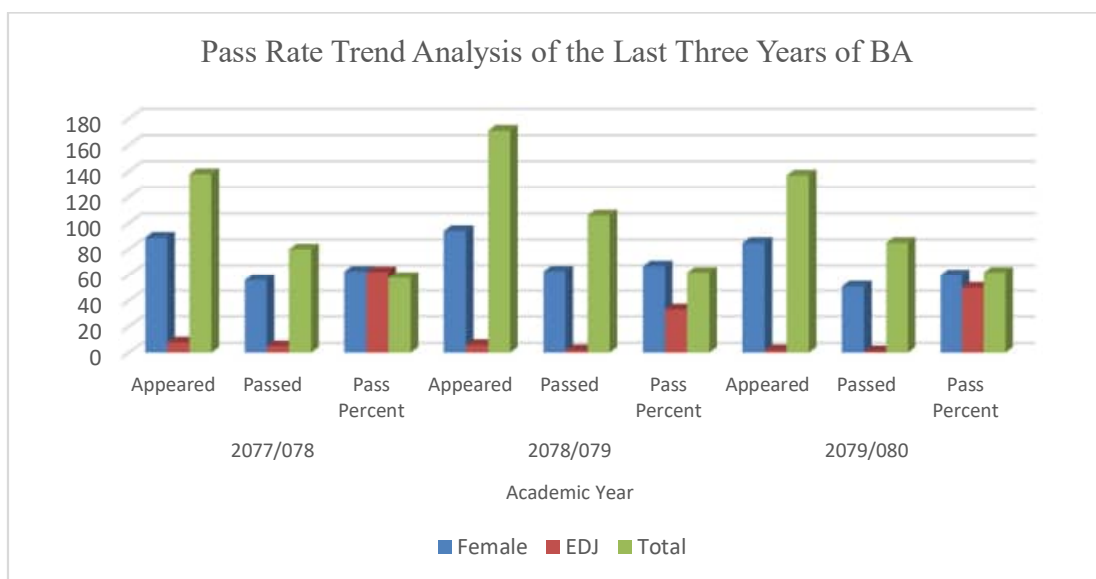
	Academic Year								
	2077/078			2078/079			2079/080		
	Appeared	Passed	Pass Percent	Appeared	Passed	Pass Percent	Appeared	Passed	Pass Percent
Female	256	151	58.98	376	221	58.78	392	261	66.58
EDJ	23	12	52.17	33	13	39.39	23	16	69.57
Total	572	357	62.41	859	483	56.23	849	591	69.61



This diagram shows the fluctuating performance records over the course of three years. The girl students are seen as the sincerest ones in studies. In 2079/080 BS, the pass rate peaked in contrast to the other years marking the highest number of pass students. The pass trend of EDJs remains very small in number, however, the pass percentage has been satisfactory than the girl students in 2079/080 BS.

### 1.2.2 Pass Rate Trend Analysis of the Last Three Years of BA

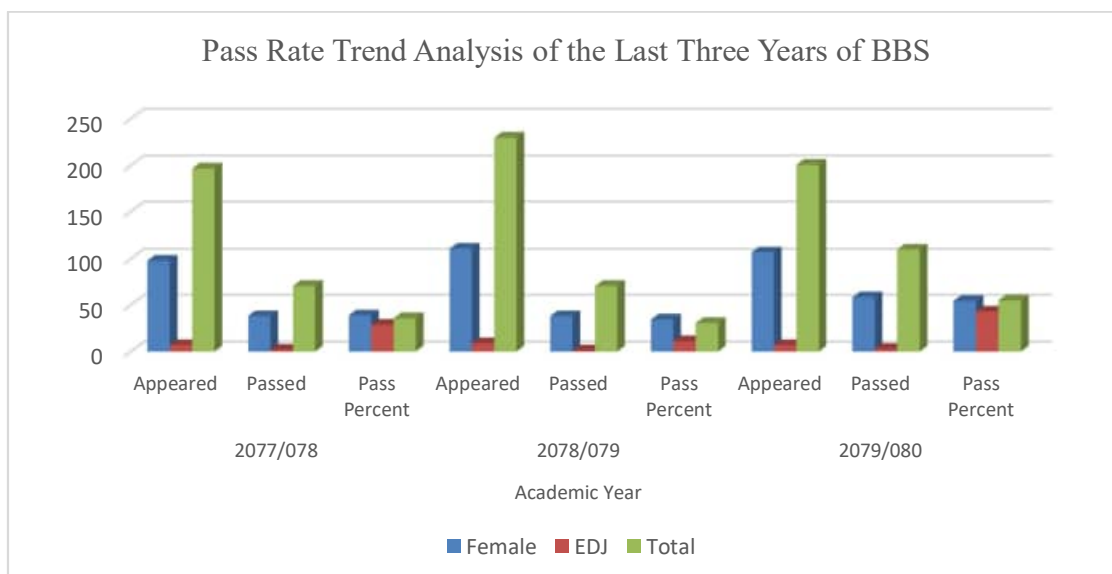
	Academic Year								
	2077/078			2078/079			2079/080		
	Appeared	Passed	Pass Percent	Appeared	Passed	Pass Percent	Appeared	Passed	Pass Percent
Female	89	56	62.92	94	63	67.02	85	51	60.00
EDJ	8	5	62.50	6	2	33.33	2	1	50.00
Total	138	80	57.97	171	106	61.99	137	85	62.04



This diagram shows the increasing trend over the course of three years. Girl students are regarded as the sincerest in their studies. In 2079/080, the pass rate peaked in contrast to the other years marking the highest number of pass students. The number remained very low in the year 2077/078. The pass trend of EDJs remains very small in number. Only 33.33 percent of EDJ were successful in the year 2078/079 BS.

### 1.2.3 Pass Rate Trend Analysis of the Last Three Years of BBS

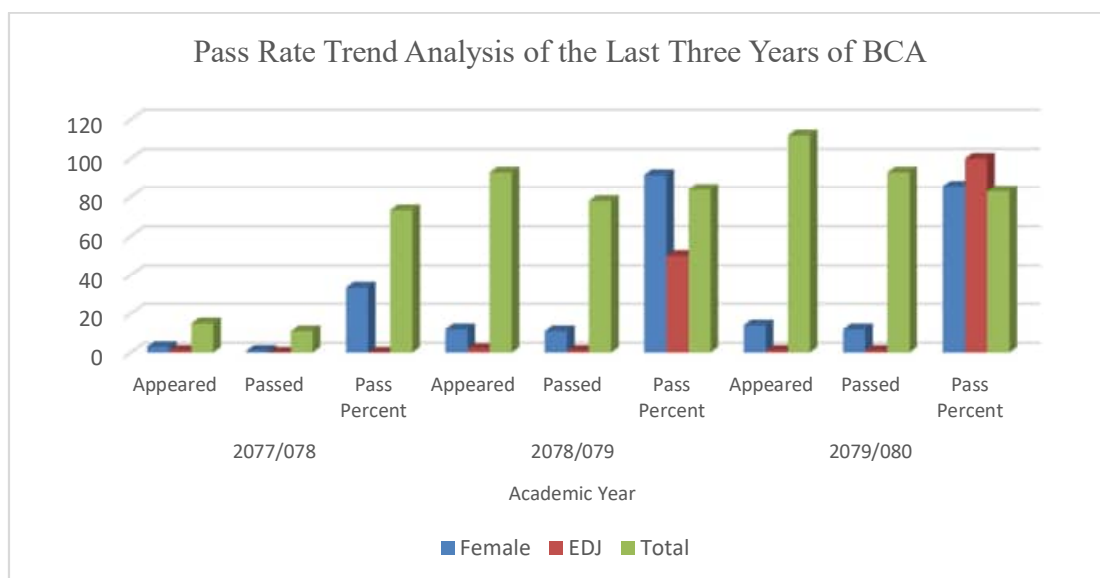
	Academic Year								
	2077/078			2078/079			2079/080		
	Appeared	Passed	Pass Percent	Appeared	Passed	Pass Percent	Appeared	Passed	Pass Percent
Female	98	38	38.78	111	38	34.23	107	58	54.21
EDJ	7	2	28.57	9	1	11.11	7	3	42.86
Total	197	70	35.53	230	70	30.43	201	110	54.73



This diagram shows the decreasing trend in the two progressive years. In 2079/080 the percentage of pass students under all category has been the highest. Least number of students was passed in the year 2078/079 in both the female and EDJ categories.

#### 1.2.4 Pass Rate Trend Analysis of the Last Three Years of BCA

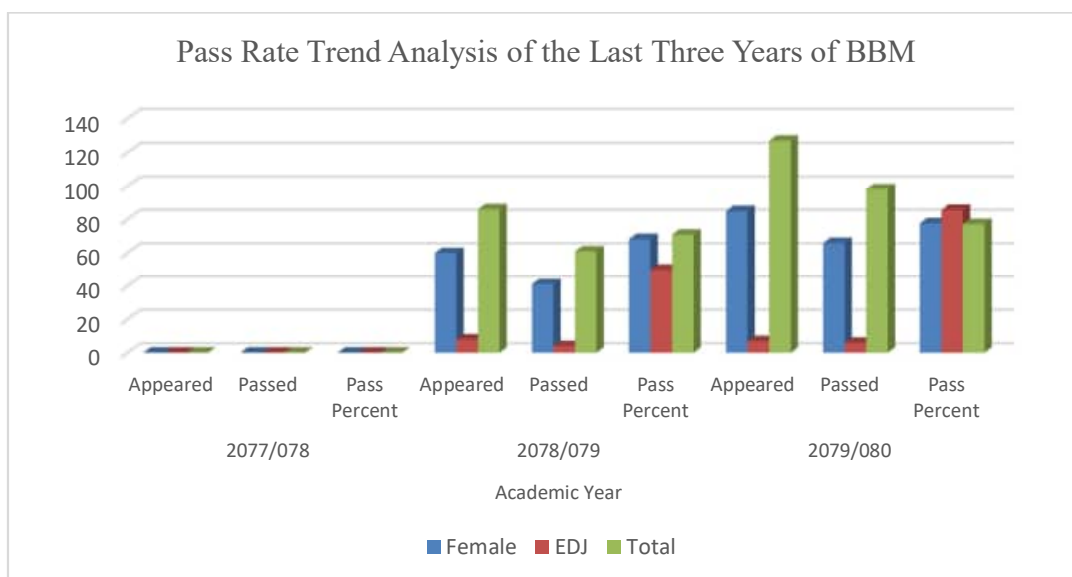
	Academic Year								
	2077/078			2078/079			2079/080		
	Appeared	Passed	Pass Percent	Appeared	Passed	Pass Percent	Appeared	Passed	Pass Percent
Female	3	1	33.33	12	11	91.67	14	12	85.71
EDJ	1	0	0.00	2	1	50.00	1	1	100.00
Total	15	11	73.33	93	78	83.87	112	93	83.04



This diagram shows the number of pass students grew considerably in 2078/079 BS. The number of pass girl students has been recorded the highest in 2078/079 BS. The pass trend of EDJs remains small in number in all years while no EDJ pass in 2077/078 BS.

#### 1.2.5 Pass Rate Trend Analysis of the Last Three Years of BBM

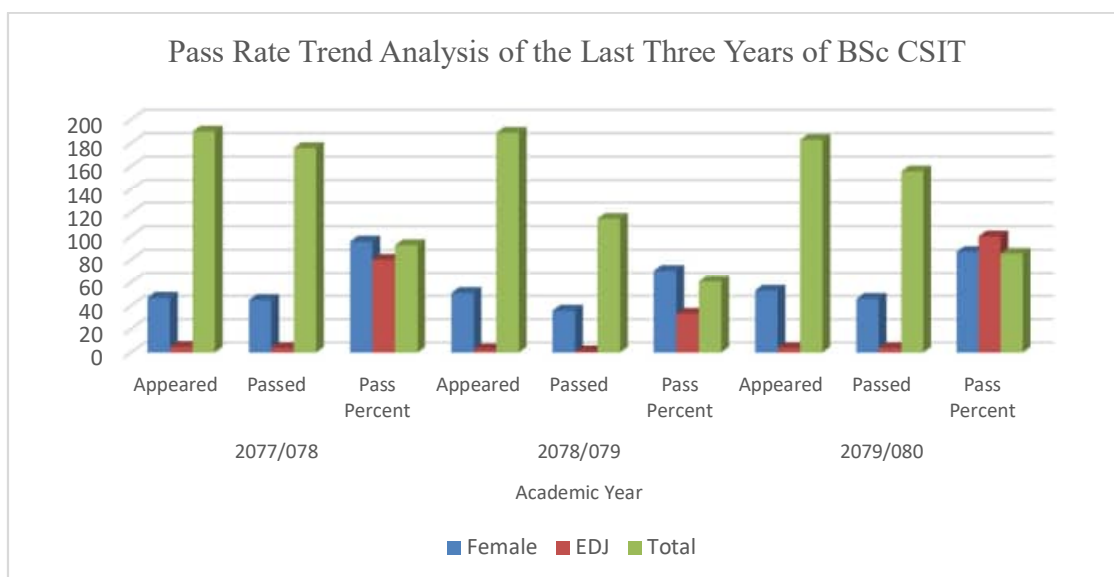
	Academic Year								
	2077/078			2078/079			2079/080		
	Appeared	Passed	Pass Percent	Appeared	Passed	Pass Percent	Appeared	Passed	Pass Percent
Female	-	-	-	60	41	68.33	85	66	77.65
EDJ	-	-	-	8	4	50.00	7	6	85.71
Total	-	-	-	86	61	70.93	127	98	77.17



This diagram shows the BBM students who appeared for the board exams starting from 2078/079 BS. The pass rate trend has been increasing over the last two consecutive years. The highest pass rate was recorded in 2079/080 BS, with 77.65% of girls and 85.71% of EDJs passing. Overall, 77.17% of students passed in that year.

#### 1.2.6 Pass Rate Trend Analysis of the Last Three Years of BSc CSIT

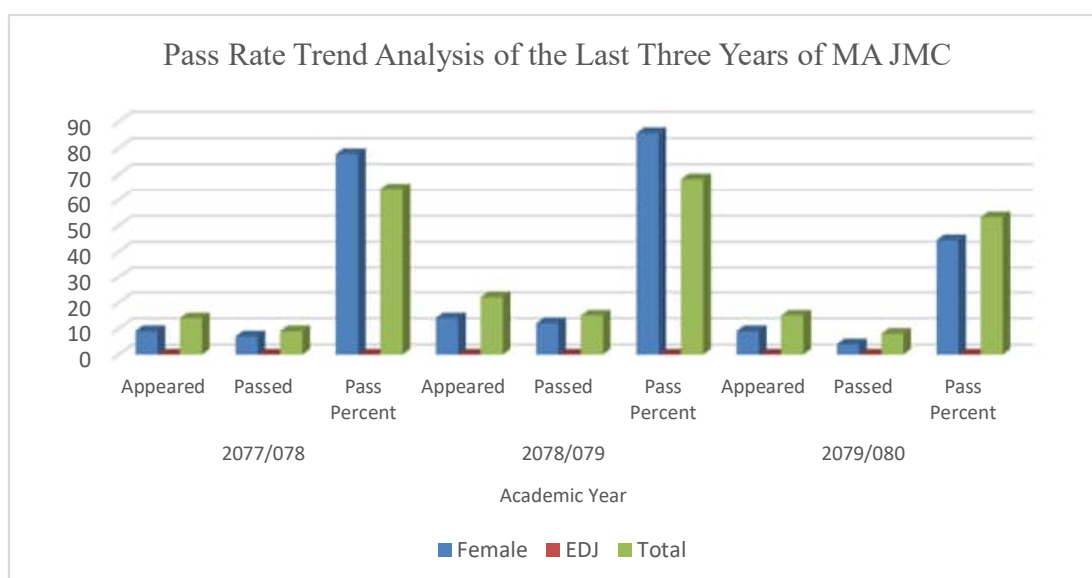
	Academic Year								
	2077/078			2078/079			2079/080		
	Appeared	Passed	Pass Percent	Appeared	Passed	Pass Percent	Appeared	Passed	Pass Percent
Female	47	45	95.74	51	36	70.59	53	46	86.79
EDJ	5	4	80.00	3	1	33.33	4	4	100.00
Total	190	176	92.63	189	115	60.85	183	156	85.25



This diagram shows the fluctuating trend in the first three progressive years and decreased in 2078/079. The number of successful girl students has been the highest in 2077/078 while only 33.33 EDJs were pass in 2078/079 in BSc CSIT Program at Madan Bhandari Memorial College. In 2077/078, the pass rate peaked in contrast to the other years marking the highest number of pass students.

### 1.2.7 Pass Rate Trend Analysis of the Last Three Years of MA JMC

	Academic Year								
	2077/078			2078/079			2079/080		
	Appeared	Passed	Pass Percent	Appeared	Passed	Pass Percent	Appeared	Passed	Pass Percent
Female	9	7	77.78	14	12	85.71	9	4	44.44
EDJ	0	0	0.00	0	0	0.00	0	0	0.00
Total	14	9	64.29	22	15	68.18	15	8	53.33

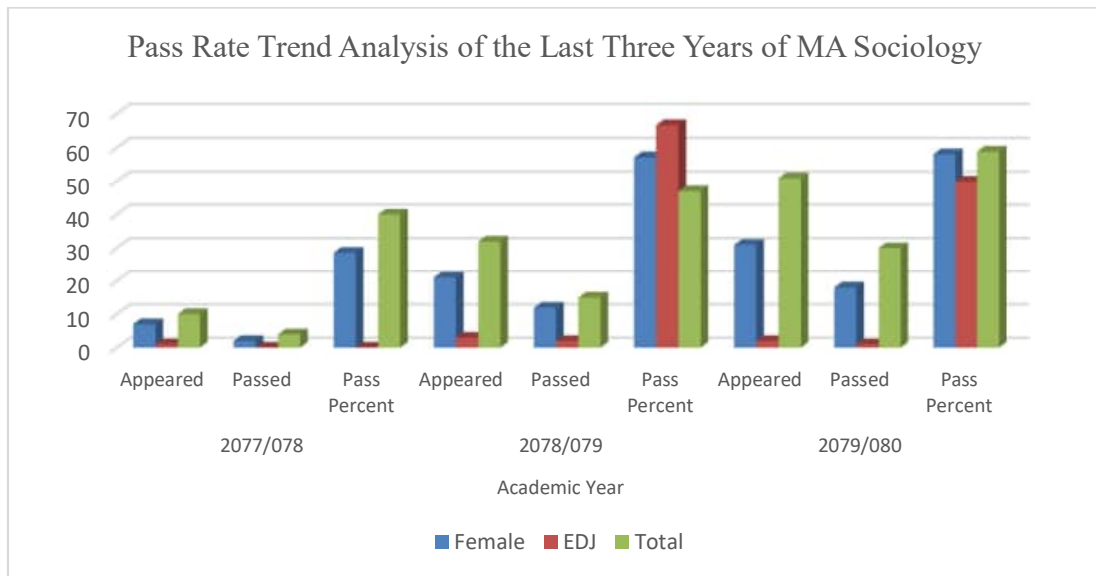


This diagram shows the increasing trend from 2077/078 to 2078/079 and remain highest in 2078/079 in MA JMC at Madan Bhandari Memorial College. The percentage of pass female students remained increasing for the first two years and it decreased considerably in 2079/080. No EDJ appeared in the examinations in these years.

### 1.2.8 Pass Rate Trend Analysis of the Last Three Years of MA Sociology

	Academic Year								
	2077/078			2078/079			2079/080		
	Appeared	Passed	Pass Percent	Appeared	Passed	Pass Percent	Appeared	Passed	Pass Percent
Female	7	2	28.57	21	12	57.14	31	18	58.06
EDJ	1	0	0.00	3	2	66.67	2	1	50.00
Total	10	4	40.00	32	15	46.88	51	30	58.82

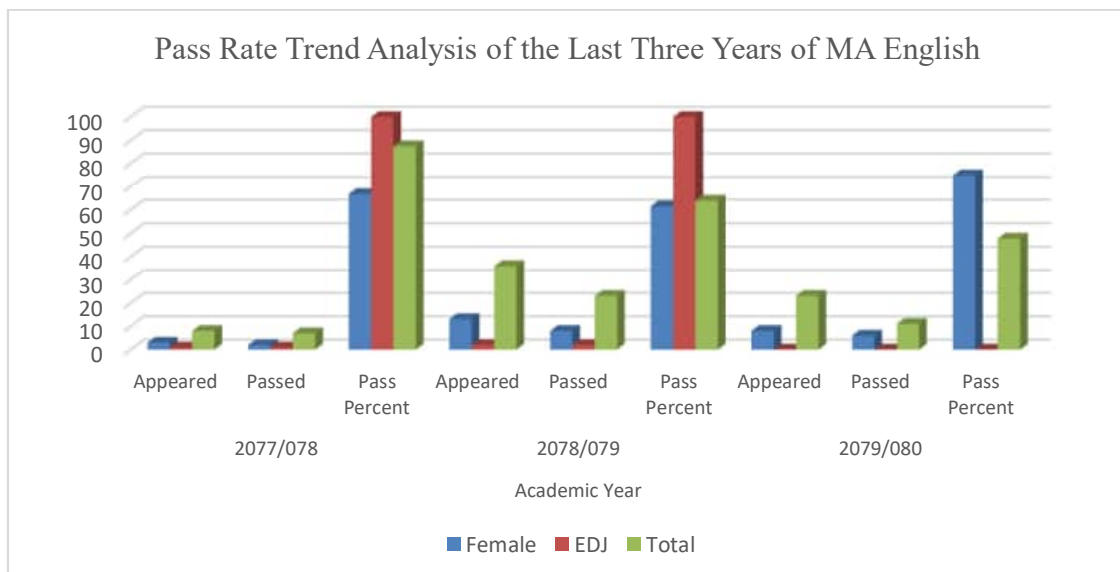




This diagram shows the increasing trend in the all progressive years compared to the highest in 2079/080 in MA Sociology. The female pass percentage is in increasing trend whereas EDJs show the decreasing trend in pass rate in these years. In 2079/080 female student was more successful in the examinations while no EDJs got pass in 2077/078 BS.

### 1.2.9 Pass Rate Trend Analysis of the Last Three Years of MA English

	Academic Year								
	2077/078			2078/079			2079/080		
	Appeared	Passed	Pass Percent	Appeared	Passed	Pass Percent	Appeared	Passed	Pass Percent
Female	3	2	66.67	13	8	61.54	8	6	75.00
EDJ	1	1	100.00	2	2	100.00	0	0	0.00
Total	8	7	87.50	36	23	63.89	23	11	47.83

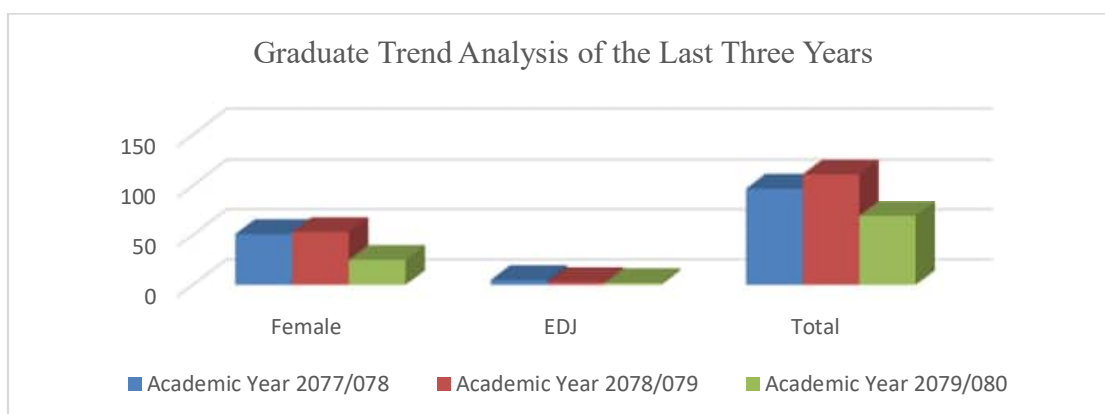


This diagram shows the fluctuating trend of female pass percentage in MA English program, while the pass percentage of EDJs peaked in the years 2077/078 and 2078/079 making it to be 100%. In the year 2078/079, only 61.54% of female students were successful while rose by 75% in 2079/080 BS. The pass rate is highest in 2077/078 BS.

### 1.3 Graduate Trend Analysis

#### 1.3.1 Graduate Trend Analysis of the Last Three Years

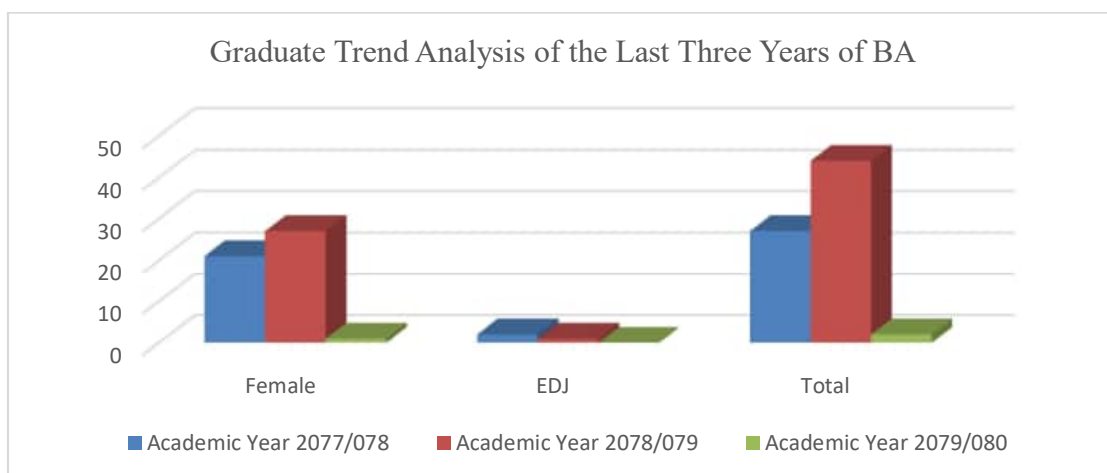
	Academic Year		
	2077/078	2078/079	2079/080
Female	51	53	25
EDJ	5	3	2
Total	97	111	69



The diagram illustrates the increasing number of graduate students at Madan Bhandari Memorial College over the first two years. Although male students were in the majority, a notable number of female students graduated. It appears that the number of EDJs (Education Degree Juniors) among the graduates was relatively low. In 2079/080 BS, the total number of graduates was lower compared to previous years, primarily due to the absence of BA graduates, as the program had transitioned to a four-year format by TU.

#### 1.3.2 Graduate Trend Analysis of the Last Three Years of BA

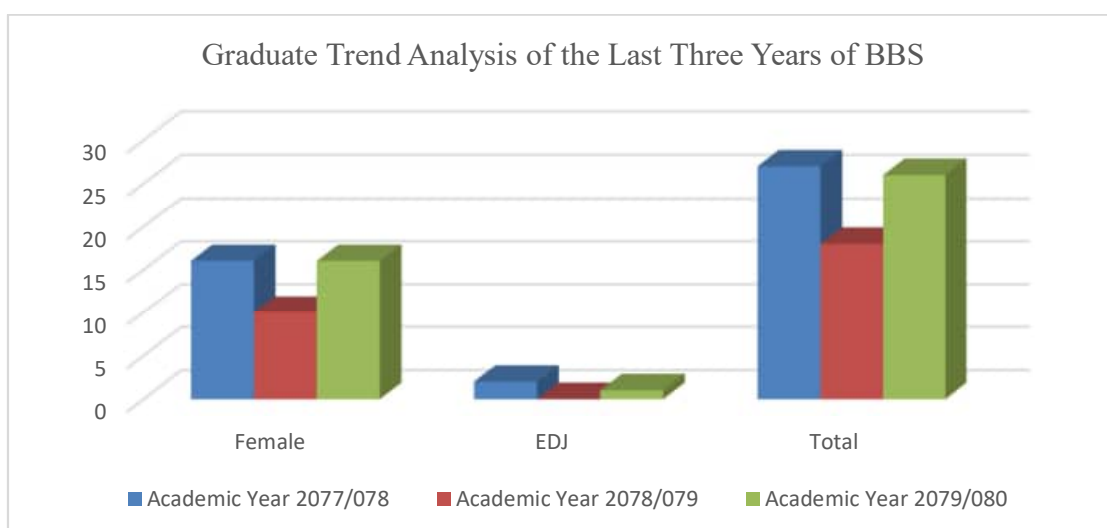
	Academic Year		
	2077/078	2078/079	2079/080
Female	21	27	1
EDJ	2	1	0
Total	27	44	2



The diagram shows the increasing number of graduate students over the first two years in BA program. Though the boys were in the majority in 2077/078 and 2078/079, a good number of female students were graduated in 2078/079. Apparently, EDJs graduate number has been very meager. In 2079/080 BS, the total number of graduates was lower compared to previous years, primarily due to the absence of BA graduates, as the program had transitioned to a four-year format by TU.

### 1.3.3 Graduate Trend Analysis of the Last Three Years of BBS

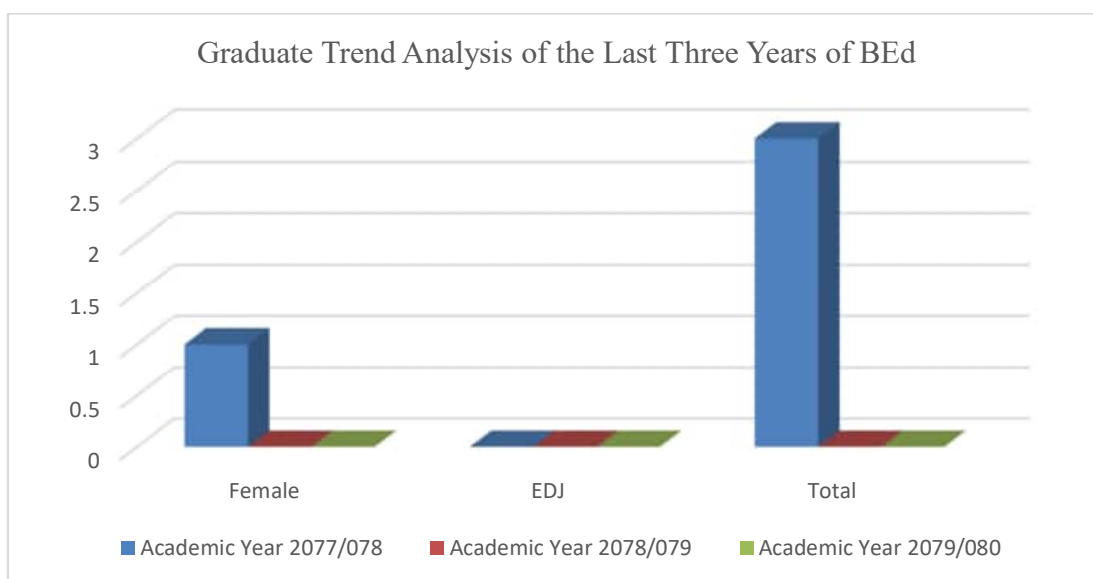
	Academic Year		
	2077/078	2078/079	2079/080
Female	16	10	16
EDJ	2	0	1
Total	27	18	26



The diagram shows the fluctuating number of female graduate students over the last three years. The number of girl graduate has been only 10 in 2078/079. Similarly, no EDJ has graduated in 2078/079 while their number has been only 2 and 1 respectively in the years 2077/078 and 2079/080.

### 1.3.4 Graduate Trend Analysis of the Last Three Years of BEd

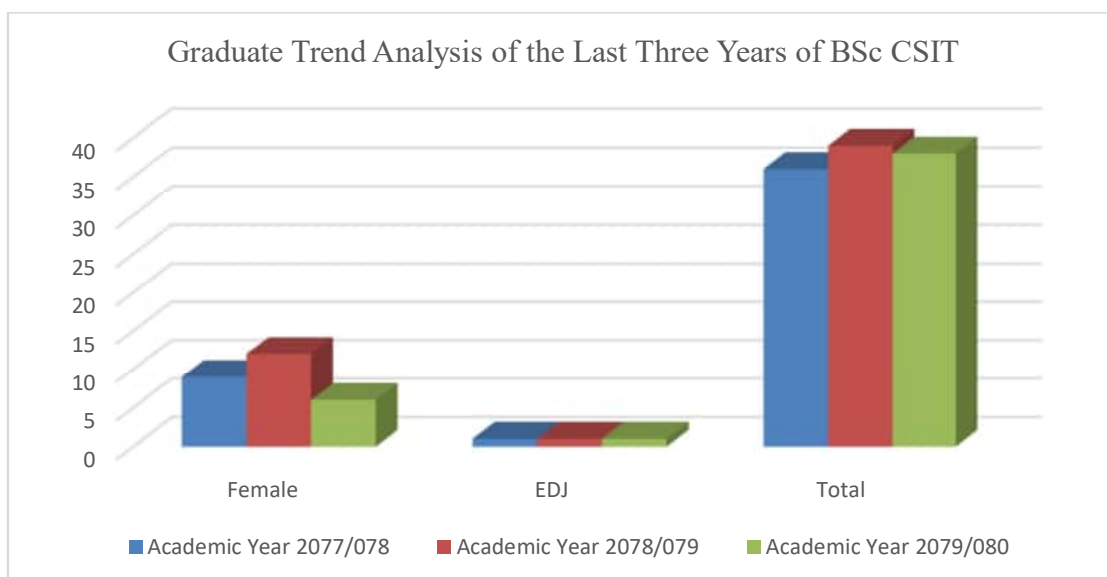
	Academic Year		
	2077/078	2078/079	2079/080
Female	1	0	0
EDJ	0	0	0
Total	3	0	0



Since no new BEd students have been enrolled over the years, only those appearing for back papers have graduated during the study period. In 2077/078 BS, the number of graduates under the BEd program was just one.

### 1.3.5 Graduate Trend Analysis of the Last Three Years of BSc CSIT

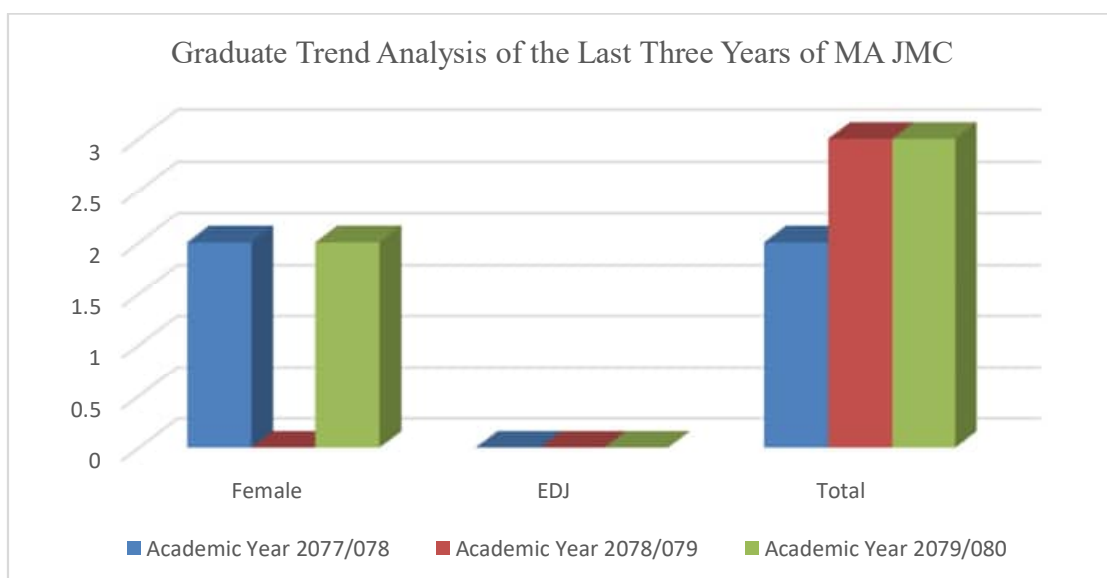
	Academic Year		
	2077/078	2078/079	2079/080
Female	9	12	6
EDJ	1	1	1
Total	36	39	38



The diagram shows the fluctuating number of female graduates in BSc CSIT program over the three years. Though the boys were in the majority, a remarkable number of the female students are graduated and the number of EDJ graduates has been very low to be only 1 in all three years.

### 1.3.6 Graduate Trend Analysis of the Last Three Years of MA JMC

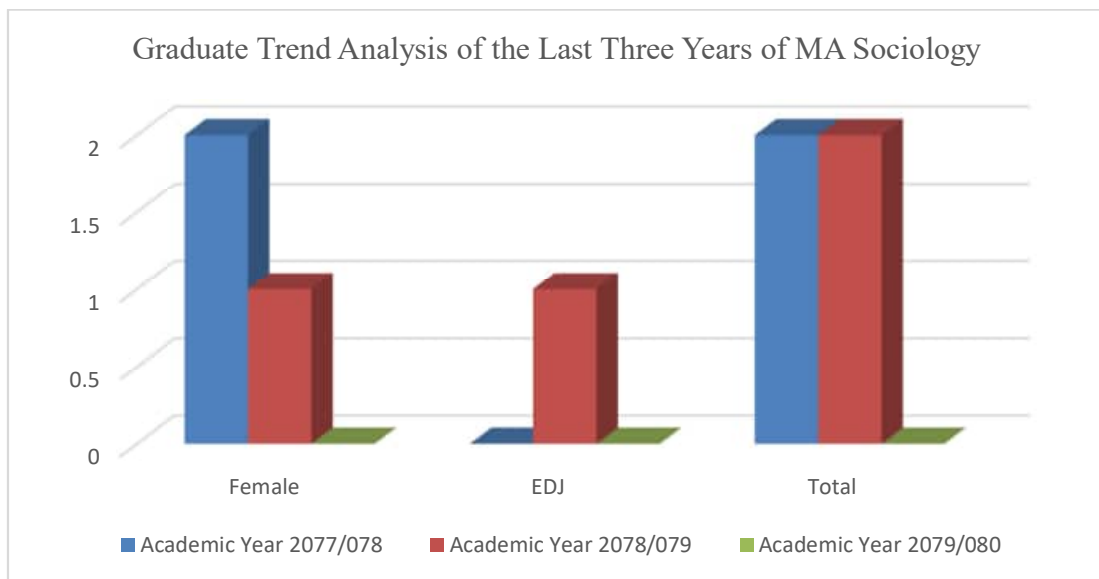
	Academic Year		
	2077/078	2078/079	2079/080
Female	2	0	2
EDJ	0	0	0
Total	2	3	3



The diagram shows the number of graduates in MA JMC over the last three years has been stabilizing. Only 2 were graduated in this program in 2077/078 and same number is last two years. While no EDJ was graduated in three consecutive years.

### 1.3.7 Graduate Trend Analysis of the Last Three Years of MA Sociology

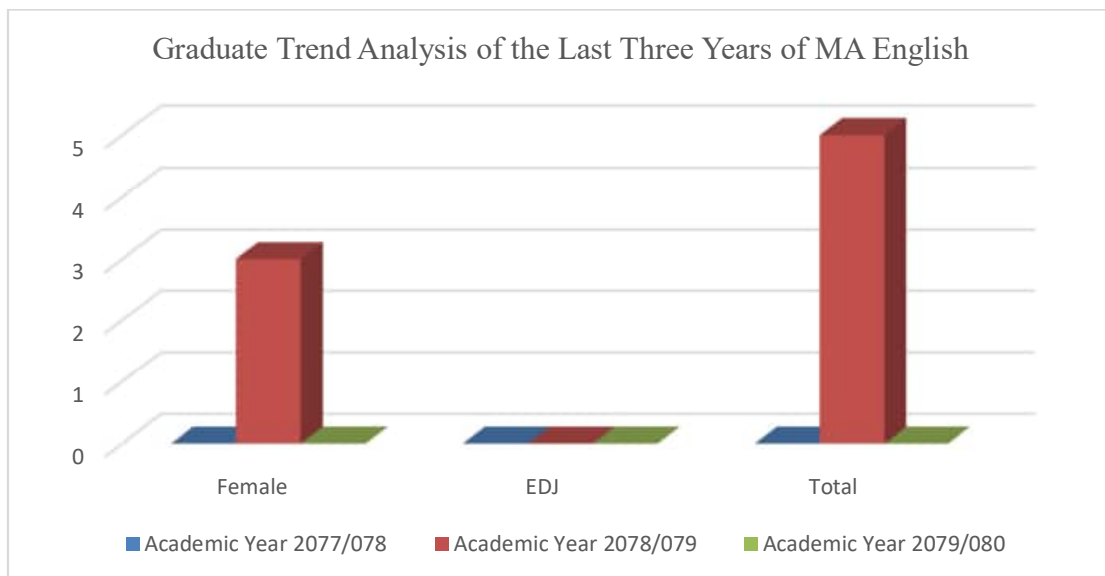
	Academic Year		
	2077/078	2078/079	2079/080
Female	2	1	0
EDJ	0	1	0
Total	2	2	0



The above diagram shows the decreasing number of graduate students in MA Sociology over the last three years. Though no EDJ was graduated in 2077/078 in MA Sociology, only one EDJ was graduated in 2078/079. And no one graduated in last year.

### 1.3.8 Graduate Trend Analysis of the Last Three Years of MA English

	Academic Year		
	2077/078	2078/079	2079/080
Female	0	3	0
EDJ	0	0	0
Total	0	5	0



The diagram shows only 3 number of graduate students in MA English program at Madan Bhandari Memorial College over the last three years i.e. in 2078/079. The number of female graduates has been able to graduate. No student under EDJ was graduated during these years.



## **1.4 Programs**

Currently, the following courses are running in Humanities, Science, and Management stream in the college.

### **1.4.1 School of Liberal Arts**

- a. MA (Masters of Arts)
  - English
  - Sociology
  - Journalism and Mass Communication
- b. BA (Bachelors of Arts)

### **1.4.2 School of Management**

- a. BBS (Bachelors of Business Studies)
- b. BBM (Bachelors of Business Management)

### **1.4.3 School of Science and Technology**

- a. BScCSIT (Bachelors of Science in Computer Science and Information Technology)
- b. BCA (Bachelor of Computer Applications)

### **1.4.4 Proposed Academic Programs**

- a. Bachelor of Business Administration (BBA)
- b. Bachelor of Arts Bachelor of Laws (BALLB)
- c. Bachelor of Science (BSc)
- d. Bachelor of Information Technology (BIT)
- e. Master of 21Sports Science (MSS)
- f. Post Graduate Diploma in Education (PGD Education)
- g. Master of Information Technology (MIT)
- h. Master of Management Studies (MBS)
- i. Master of Philosophy (MPhil)
- j. Master of Science in Computer Science and Information Technology (MScCSIT)
- k. Master of Social Work (MSW)
- l. Master of Business Administration (MBA)

### **1.5 Educational Pedagogy**

The college is committed to pedagogical excellence which is reflected in our vision “Excellence in Leadership for Transformation.” As the needs of our learners, employers, and the community continue to evolve, we are committed to ongoing innovations in pedagogical strategies. As we expand opportunities for faculty and students to become involved in applied research and scholarship activity, we expand the definition of applied learning and further define our polytechnic identity. We strive to deliver an excellent educational experience to all of our students and are committed to personal development opportunities. As an institution, we will live our values, embrace the spirit of continuous improvement, and endeavor to provide opportunities for all of our communities to engage in dialogue and learning related to our long-term strategic direction.

## 2 Physical Progress

The college runs bachelor's and master's programs in its own land and buildings. The college premises cover approximately 7 *Ropanis* of land, where there are three concrete buildings. The classrooms are well furnished and well-equipped. There is CCTV surveillance in and around the college. Different laboratories are installed for BCA, BSc CSIT and BBM programs. The college radio- *Radio Shweta Shardul* 93.6 MHz has been a laboratory for Liberal Arts students. The college ground is also used to play basketball and recreational activities. The auditorium hall is being renovated and upgraded which will accommodate more than 200 people at a time. The college has been planning to upgrade its physical strength to facilitate students for the enhancement of academic and extracurricular activities of the students.

### 2.1 Present Physical Infrastructure Status

#### a. Land and Building

- i) Total Land Area: Seven Ropanis and One Anna
- ii) No. of Buildings: 5
- iii) Total Area covered by Building: 31,600 Sq. Feet
- iv) No. of Class Rooms: 32
- v) Total Number of Labs: 5
- vi) Number of Science Lab: 3
- vii) Total Area covered by Lab: ..... Sq. Feet  
Does the campus have the land ownership certificate: Yes
- viii) Ownership of Land: Own ☒ Rent ☐ Lease ☐ Others ☐ .....
- ix) Ownership of Building: Own ☒ Rent ☐ Lease ☐ Others ☐ .....
- x) Adequacy of Buildings: Yes
- xi) Adequacy of Classrooms: Yes
- xii) Toilet (Male & Female): Yes; Drinking water facility: Yes
- xiii) Does the campus have the Playground: Yes

#### b. Furniture

- i) No. of Desks and Benches: 394
- ii) No. of Tables and Chairs: 858
- iii) No. of Cabinets: 91
- iv) Others: Research Management Cell, Radio Studio, Control Room, Production Room, Radio Tower, 50 KVA, 20 KVA, 5 KVA and 3 KVA generators

#### c. Equipment

- i) No. of Computers: 133
- ii) No. of Printers: 12
- iii) No. of Fax Machines: 4
- iv) No. of Photocopy Machines: 3
- v) No. of Overhead and Multimedia Projectors: 7
- vi) Internet: Available
- vii) Speed of Internet: 500 Mbps

- viii) No. of computer connected to internet 133
- ix) Does the campus have a computer Lab: Yes [☒] No [☐]
- x) Number of Computers in Lab: 92
- xi) No. of TV Screen: 27

**d. Library**

- i) No. of Library Rooms: 3
- ii) Size of the Rooms (sq. feet): 20 by 24
- iii) No. of Study Rooms: 1
- iv) No. of Books: 9,353
- v) Does the campus have an E-Library: Yes [☒] No [☐]
- vi) No. of Journals (Daily: 6, Monthly: 1)

## 2.2 Educational Aids and Infrastructure

**a. Building and Classrooms**

Madan Bhandari Memorial College owns three-building covering approximately seven *ropanies* and one *annas* of land with more than 32 well-furnished rooms for conducting the teaching-learning activities.

**b. Library**

The college has an excellent library containing 9,353 books, magazines, and journals. The library has an excellent digital database and high-speed internet connectivity to facilitate the students and research scholars.

**c. Furniture and Accessories**

For pedagogical activities, we have well-equipped and well-furnished classrooms. We have a total of 394 desks and benches, 858 chairs and tables, and 91 cabinets for office purposes.

**d. Laboratory, Computer, and CCTV**

To impart knowledge in the area of information and technology, the College has established 4 well-equipped laboratories of science, computer, hotel management, journalism, and information technology. The college has more than 118 computers, 7 overhead projectors, 10 printers, 24 mega screens, and 2 photocopy machines to facilitate the teaching-learning and to support the administrative activities.

To support the security measures, the college classrooms and premises are equipped with 64 channel web support night vision closed-circuit television (CCTV) system.

**e. Scholarship**

College has provision of scholarship during enrolment and in-between study time. Scholarship are for the needy and deserving students in different categories. College also assist external scholarship offered by varies institution.

**f. Outreach and Extension Service**

College is conducting outreach and extension services in different part of the Nepal. Our resources enlighten their expertise in other organizations and offers community services in coordination with students.

**g. Auditorium, Multimedia, and Research Management Cell**

The college has a well-furnished auditorium with more than 200 conference seats. Similarly, the college with the grant assistance of the University Grants Commission has established a Research Management Cell to facilitate research activities. The classrooms are also equipped with modern teaching aids. There are 10 television screens for such purposes.

**h. Playground**

The college has a large playground for different sporting activities; it can also be used for organizing assemblies and public events.

**i. Power Backup**

For ensuring uninterrupted teaching-learning activities, the college has installed two electricity generators: 50 KVA, 20 KVA, 5 KVA and 3 KVA. Besides, the college has also installed large batteries with inverters to support the radio transmission and office computer systems.

**j. FM Radio Station**

The college owns a radio station named *Radio Shweta Shardul 93.6 MHz* which is being aired from the college premises. The radio can be heard in the Kathmandu valley and its vicinity. The radio station has its own production studio, control room, and radio tower.

The radio station is mainly used for disseminating news, views, and entertainment programs. The radio has downlink agreements with national and international radio stations. National agreements are particularly with community radio networks; as for international, BBC Nepali Service is broadcast through this radio station.

We received 1250000/- (In words Rupees Twelve Lakh Fifty Thousand Only) from University Grant Commission (UGC) for FM radio equipment to enhance the capability of students and to practice Journalism and Mass Communication (JMC). We purchased, installed and used a broadcast console, computers, Microphone, Studio Headphone, Field recorder for JMC students' practical work.

**k. Drinking-Water**

We provide clean safe drinking water to our students, faculties, and staff members. The students can drink hot water from the dispenser installed at different locations.

**l. Toilet Facilities**

The college building is purposefully constructed for teaching-learning activities. Each of the stories of college building consists of sufficient and clean toilets, separately for boys and girls. A constant supply of water to each of the toilets is provided.

**m. Sports Facility**

We give appropriate emphasis on extra-curricular activities such as excursions, education tours, and sporting events. Every year, we organize Sports Week for all students with several different sporting events.

**n. Cafeteria Facility**

The college has a cafeteria of its own where students can buy their food. The college canteen is located at a convenient location. To monitor the hygiene and price, a college staff has been assigned to oversee the food cooked and sold in the canteen.

**o. Roads and Transportation Facilities**

The college is connected with a metaled road on the Dhobi Khola corridor and public transportation is easily accessible. Besides, the college owns a bus for transporting students and a van for office purposes.

**p. Sanitary Pad Machine**

College recently established the sanitary pad machine aiming to provide facilities to girl students.

### 3 Financial Progress Analysis of Last Three Fiscal Years

#### 3.1 Analysis of Financial Resources/Income of the Last Three Fiscal

Particular	2078/079	2079/080	2080/081
Students' Fees	64,741,562.00	73,111,827.00	61,916,488.22
Others	12,472,831.00	1,383,028.00	1,014,480.05
UGC	2,325,000.00	2,684,300.00	3,008,200.00
Other Government Bodies	-	-	-
Others Sources	374,007.00	62,135.00	30,569.00
Misc. and Interest	1,105,482.00	916,654.54	1,278,690.15
Depreciation	-	-	1,009,078.18
Total	81,018,882.00	78,157,944.54	68,257,505.60

The general trend of income of the college shows that student-fee has been the main source of income. The income from this category reveals it has been in fluctuating trend every passing year. Besides, the regular source of income is the grant received from the University Grants Commission. This table also shows that the overall income of the college is fluctuating every year.

#### 3.2 Recurrent Expenses of Last Three Fiscal Years

Particular	2078/079	2079/080	2080/081
Salary	27,913,114.76	24,107,163.00	37,954,068.00
Others	38,535,529.6	4,702,658.00	25,070,200.09
Scholarship Waiver	-	-	286,979.00
Total	66,448,644.36	28,809,821.00	63,311,247.09

The recurrent expenses trend shows that it is fluctuating in the salary category from 2078/079 to 2080/081. Similarly, it has also consistently increased in the first two years and decreased by 26,417,303.48 in 2080/081 F.Y. under others categories. College waived 286,979.00 as scholarship in F.Y. 2080/081.

#### 3.3 Capital Expenditures of the Last Three Fiscal Years

Particular	2078/079	2079/080	2080/081
Major Infrastructures Development	4,867,359.58	282,520.00	241,601.00
Minor Infrastructure Development	2,264,573.54	302,420.00	372,536.99
Equipment	637,972.00	3,420,231.00	7,027,105.76
Books	270,301.67	638,674.00	468,066.30
Total	8,040,206.79	4,643,845.00	8,109,310.05

The capital expenditure table shows that the sole focus of the college is on investment in major infrastructure development in F.Y. 2078/079 but managed consistently in last

two years for both major and minor Infrastructure. Then the college spends a relatively more amount of money on enhancing the library and buying books in F.Y. 2079/080. The equipment expenditure is in fluctuating trend.

### **3.4 Auditor's Observations in the Last Fiscal Year 2080/081**

- **Internal Audit System**

The internal audit system is now seems more systematic, professional, and effective than previous year. We advise to make fully IT based accounting system.

- **Welfare Scheme for Faculties and Staff**

The college has to ensure gratuity, health care fund and insurance, accident insurance to its employees soon.

### **3.5 Steps Taken to Mitigate the Issues Raised by Audit Observations in the Last Fiscal Year**

- The college complies with the advice given by the auditor.
- The issue concerning fixed assets has been sorted out by the property listing committee.
- TDS has been managed and deducted as per the legal standards.



## 4 Social Progress

Madan Bhandari Memorial College is a community based academic institution. Thus, the college started broader relationship to community and local government. The college understands its social responsibility. It has organized environment awareness program in its vicinity. Similarly, health camps and blood donation programs are its regular activities on the occasion of College Day. The college has involved its students in the support of natural disaster victims too. The Social Work students have donated clothes to the orphans and they have also set awareness campaigns among Chepang Community in the Terai.

### 4.1 College's Involvements in Social Activities

The college has active participation in the following activities.

- Participation in Bagmati Cleaning Campaign
- Participation in the Dhobi Khola Cleaning Campaign
- Participation in Cleaning Campaign in association with KMC Environment Section
- Conduction of Rural Health Camp in different areas of Kathmandu and the outskirts
- Eye and Dental Camp in the college premises and at Suryabinayak-4, Dadhikot, Bhaktapur
- Conduction of regular blood donation camp
- Active participation in relief campaigns during earthquake disaster victims
- Logistic support to flood and landslide victims
- Monetary support of Rs. 51000 to Prime Minister's Disaster Relief Fund
- Monetary support of Rs. 51000 to Dharmus Suntali Foundation to support flood and landslide victims
- Donation of logistics and water filters to government schools, colleges, public institutions, and NGOs
- Donation of logistics and essential materials to cyclone victims of Bara district and senior citizen surrounding to college
- Awareness camping from college own's FM Radio Shweta Shardul 93.6 MHz by the students on social issues
- Free preparation classes to the students for different programs

### 4.2 Society's Contribution to College

The local community has also contributed much to the college in the following ways.

- Full cooperation and active participation in finding the college land
- Local community's full cooperation and participation in college programs like college day, New Year celebration, health camp, eye camp, cleaning campaign etc.
- Local community's full cooperation and participation with college in local concerns like road, bridge, drainage management, and infrastructure building

- Local community's full cooperation and participation in guardian interaction, admission, and community dialogue, etc.

#### **4.3 Plan for College's Contribution to Society**

The college prepares the following plans and programs for the local community.

- More scholarship programs and admission priority to the local community
- Allocate quota for the local community in technical education
- Provide a library facility to the member of the local community
- Priority to locals in the operation of the canteen, stationery shops for the college

#### **4.4 Plan for Increased Involvement of Society in the College**

- More representation of locals in the CMC, General Assembly, and decision-making process
- Job priority to locals in the college
- Formation of a joint committee with locals for solving college matters and concerns
- Broadcast of local concerns and issues through college FM radio

## **5 SWOC/SWOT Analysis of Institution**

### **5.1 Strengths**

The college has the following strengths:

- Promoted by a well-known foundation
- Highly qualified and committed faculty
- Affordable fees
- Equipped with state-of-the-art facilities
- Centrally located (easily accessible and convenient for students)
- Diverse student body and program offered
- 22 years of glorious academic records
- Advance internal network system
- Established knowledge dissemination platform (Radio Shweta Shardul 93.6 MHz, Audio Visual Studio, ProD Journal and Shweta Shardul magazine)
- Adequate physical infrastructures
- Adapted interdisciplinary educational approach

### **5.2 Weakness**

The college has the following weaknesses:

- Inadequate skilled human resources (reliance on part time faculty)
- Ineffective branding of programs offered
- Insufficient utilization of alumni network

### **5.3 Opportunities**

The college has the following opportunities:

- Proceeding towards a Deemed University
- Taking charge of the larger critical discourse.
- Establishing itself as a Central Hub for Community Colleges in Nepal
- Existence of national and international supporters and well-wishers
- Establishment of an endowment fund
- Obtaining Quality Assurance and Accreditation (QAA)

### **5.4 Challenges/ Threats**

- Shrinking market by growing trends in international study
- Increasing tendencies in market-oriented education
- Unhealthy competition among colleges





**Email/Website:**  
info@mbmc.edu.np  
www.mbmc.edu.np

**Address:**  
P.O. Box: 5640  
New Baneshwor, Kathmandu

**Phone:**  
+977-01-5172175, 5172682