

EDUCATION MANAGEMENT INFORMATION SYSTEM
Report of Higher Education 2082/083 B.S (2025/026 A.D.)



Madan Bhandari Memorial College

Accredited by UGC Nepal, (2025)



EDUCATION MANAGEMENT INFORMATION SYSTEM
Report of Higher Education 2082/083 B.S (2025/026 A.D.)

Prepared By:

Madan Bhandari Memorial College

Accredited by University Grants Commission (UGC) Nepal, (2025)

(Affiliated to Tribhuvan University)

Kathmandu Metropolitan City, Ward No. 10, New Baneshwor, Kathmandu

Website: www.mbmc.edu.np || Email: info@mbmc.edu.np

Submitted To:

UNIVERSITY GRANTS COMMISSION (UGC)

Sanothimi, Bhaktapur

May 2026

i





FORWARD

We are delighted to present the Higher Education Management Information System (HEMIS) Report of Madan Bhandari Memorial College for the academic year 2082/083 B.S. (2025/026 A.D.). This report offers a comprehensive overview of key academic and administrative indicators, including student enrollment trends, pass rate, gender parity index, graduates, ethnic diversity, faculty qualifications, public financing, students teacher ratio, and staff composition. It reflects the institution's commitment to transparency, inclusivity, and evidence-based decision-making in higher education. We believe this document will serve as a valuable reference for policymakers, educators, and stakeholders dedicated to the advancement of quality education in Nepal.

HEMIS Committee



ACKNOWLEDGEMENTS

We express our heartfelt gratitude to the respected CMC Chair and members, the Campus Chief, Assistant Campus Chiefs, for entrusting us with the responsibility of preparing this report. Our appreciation also extends to all sections of the college for supplying the necessary data. Finally, we sincerely acknowledge the support and cooperation of the college authorities, Full-time and Part-Time faculty members, teachers, non-teaching staff, and students, whose contributions were invaluable in the process of data collection and report preparation. Furthermore, we acknowledge assistance from UGC and eSchool; eZone International Private Limited in preparing this HEMIS report.

HEMIS Committee

B247



EXECUTIVE SUMMARY

This report has been prepared based on the data generated from the college EMIS of the College. It presents the comprehensive findings and statistical overview of Madan Bhandari Memorial College for the academic year 2082/083 B.S. (2025/026 A.D.), prepared under the Education Management Information System (EMIS) framework. This report provides accurate data and insights to support institutional planning, policy formation, and decision-making for improving the quality and accessibility of higher education in Nepal.

In the academic year 2082/83 B.S. the college recorded a total of 1018 students enrolled across both Bachelor and Master levels. Out of the total enrollment, 888 students were enrolled in Bachelor programs, while 130 in Master's programs. The overall Gender Parity Index (GPI) stood at 0.74, indicating a higher proportion of male students across all levels. At the Bachelor's level, the GPI was 0.71, showing male dominance in enrolment, while at the master's level, the GPI was 0.94, reflecting a slight difference in gender inclusion in postgraduate studies.

Enrollment by faculty shows that the Faculty Management lead with 334 and followed by the Faculty of Humanities and Social Sciences with 319 students. The enrollment in the Faculty of Science & Technology is 235 and there are 130 students enrolled in Master level in this academic year. The highest number of students, 386, came from Bagmati Province, followed by 212 from Koshi, 114 from Sudurpashchim, 113 from Madhesh and 106 from Lumbini. Furthermore, the lowest representation is from Gandaki and Karnali with 65 and 22 respectively. Program such as BScCSIT and BBS attracted students from across all provinces, reflecting the college's academic reach and reputation. This province-wise distribution highlights the institution's role as a center for inclusive and nationwide higher education.

In terms of student performance, 608 students appeared in the final examinations, out of which 397 successfully passed, resulting in an overall pass rate of approximately 65.30%. Exam participation and results were recorded for the BA, BBM, BBS, BCA, BScCSIT, and Master programs, with 67, 67, 96, 123, 187 and 68 students respectively. Among the program the BBM has the highest pass rate with 82.09% and BScCSIT and BCA follow pass rate with 81.28% and 80.49% respectively whereas the lowest pass rate has been seen in the BBS with 19.79%.

The college has a total of 47 faculty members across all departments. Out of the total 47 teaching staff, 3 teachers hold the qualification of a PhD, 6 have an MPhil, and 38 are qualified with a Master's degree. The majority of the faculty are Master's degree holders, with a notable



gender disparity, as 33 male teachers and only 5 female teachers. This distribution reflects a strong academic foundation within the faculty, with a significant proportion of highly qualified individuals contributing to the college's educational offerings.

In conclusion, this report demonstrates that Madan Bhandari Memorial College is slightly decreasing in the year 2082/83 in terms of enrollment, academic delivery, and institutional development as the report does not show complete scenario of this fiscal year. It highlights areas of strength and identifies opportunities for strategic improvement, particularly in enhancing gender balance and supporting underrepresented communities in both enrollment and staff composition. The data contained herein serves as a vital tool for stakeholders to ensure informed planning and continual quality enhancement in higher education.



ABBREVIATION

BA	Bachelor of Arts
BBM	Bachelor of Business Management
BBS	Bachelor of Business Studies
BCA	Bachelor of Computer Application
BSc CSIT	Bachelor of Science in Computer Science and Information Technology
CMC	College Management Committee
EDJ	Educationally Disadvantaged Janajatis
EMIS	Education Management Information System
ICT	Information and Communications Technology
JMC	Journalism and Mass Communication
LMS	Learning Management System
MA	Master of Arts
SAT	Self-Assessment Team
STR	Student-Teacher Ratio
TU	Tribhuvan University
TUCL	Tribhuvan University Central Library
UGC	University Grants Commission



TABLE OF CONTENTS

FORWARD	ii
ACKNOWLEDGEMENTS	iii
EXECUTIVE SUMMARY	iv
ABBREVIATION	vi
TABLE OF CONTENTS	vii
LIST OF TABLE	ix
LIST OF FIGURE	x
Section 1: Introduction	1
1.1 Institutional Information	1
1.2 About Report	2
Section 2: Campus Level, Faculty and Program	4
2.1 Academic Programs	4
Section 3: Student Enrollment	5
3.1 Student Enrolment	5
3.2 Student Enrollment/Registration Detail	5
3.3 Total Number of Students by Level, Faculty, Program, and Gender	6
3.4 Total Students by Program, Level, Faculty, and Ethnicity	7
3.5 Number of Students by Faculty and Gender	7
3.6 Students by Level and Gender	8
3.7 Students by Program, Province, Ethnicity, and Gender	8
Section 4: Pass Rate	9
4.1 Students Appeared in the Exam and Pass Rates	9
Section 5: Graduates	10
5.1 Student's Graduation	10
5.2 Number of Graduates by Level and Gender	10
5.3 Number of Graduates Level and Program	10
Section 6: Gender Parity Index (GPI)	12
6.1 Introduction	12
6.2 Overall GPI in Enrollment Record	12
Section 7: Public Financing	13
7.1 Public Financing	13



Section 8: Teachers and Staff	15
8.1 Teaching Staff	15
8.2 Total number of teachers by ethnicity and gender	15
8.3 Teaching Staff According to Their Qualifications	16
8.4 Summary of the Teachers by Their Teaching Faculty in the College	16
8.5 Teachers by Type	16
8.6 Non-Teaching Staff	17
8.7 Non-Teaching Staff According to Their Position and Gender	17
Section 9: Student-Teacher Ratio	18
9.1 About Student-Teacher Ratios	18
9.2 Student-Teacher Ratios at Madan Bhandari Memorial College	18
Section 10: Recent Trends (Enrollment, Graduates, Pass Rates, and Financing)	
10.1 Student Enrollment Trends	19
10.2 Student Pass Trends	20
10.3 Student Graduates Trends	21
10.4 The Graduation Trends With Gender	21
Section 11: Annex Summary	24



LIST OF TABLE

Table 1	Level, Faculty and Programs	4
Table 2	Students Enrollment Details	5
Table 3	Total Number of students by Level, Faculty, Program and Gender	6
Table 4	Total Number of Students by Faculty and Ethnicity	7
Table 5	Total Number of Students by Faculty and Gender	7
Table 6	Total Number of students by Level and Gender	8
Table 7	Students by Program, Province, Ethnicity and Gender	8
Table 8	Students' Pass Rate by Program	9
Table 9	Number of Graduated Students by Gender	10
Table 10	Number of Graduated Students by Level and Program	11
Table 11	GPI Index of the Campus by Program	12
Table 12	Grants Received	13
Table 13	Grants Received	14
Table 14	Teaching and Non-Teaching Staff	15
Table 15	Total No. of Teachers by Ethnicity and Gender	15
Table 16	Teaching Staff According to Their Qualification	16
Table 17	Teachers by Their Teaching Faculty in the Campus	16
Table 18	Teachers by Timing Type	17
Table 19	Non-teaching Staffs According to Their Position	17
Table 20	Student-Teacher Ratios in the Campus	18
Table 21	Student Enrollment Trends Since 2078/079- 2082/083	19
Table 22	Student Pass Trends Since 2078/079- 2082/083	20
Table 23	Student Graduates Trends	21



LIST OF FIGURE

Table 1	Student Enrollment/ Registration Detail	6
Figure 2	Student Enrollment Trends Since 2078/079- 2082/083	20
Figure 3	Student Pass Trends	21
Figure 4	Graduation Trends	22

x
BRS



Section 1: Introduction

1.1 Institutional Information

Campus Name	Madan Bhandari Memorial College
Affiliating University	Tribhuvan University (TU)
Address	New Baneshwor, Kathmandu
Province	Bagmati, District: Kathmandu
Local Level	Kathmandu Metropolitan City
Campus Phone/Email	info@mbmc.edu.np
Campus Chief Name	Dr. Babu Ram Adhikari
Campus Chief Email:	adhikaribr@mbmc.edu.np
Campus Chief Contact No	9851058282,
Landline Phone	977-01-5172175
Focal Person	Poshan Niroula
Focal Person Email/Phone	emis@mbmc.edu.np

Madan Bhandari Memorial College, Accredited by University Grants Commission (UGC) Nepal, in the year 2025 A. D. is a community college, which was established in 2001, by a team of benevolent academicians to impart quality education at an affordable cost. Now, the college offers a wide range of academic courses in BA, BBS, BBM, BCA, BSc CSIT, and Master's Degree courses in Sociology, Journalism, and English. All the programs are affiliated to Tribhuvan University from its establishment. Since its inception, the college has achieved remarkable success in terms of quality education and infrastructural development. It has received generous help from many individuals and institutions for the enhancement of quality education and the development of infrastructural facilities. It is managed by a dedicated team of educationists, academicians, and social workers.

“Excellence in Leadership for Transformation” is the vision of college implying to produce a high-quality workforce capable of leading all professional and amateur sectors, thereby bringing about noticeable progressive changes for humanity and nation. The mission of the college is to impart quality education at an affordable cost and to establish the college as one of the excellent academic institutions of the country producing competent human resources. To materialize its vision, the college provides several scholarships for deserving students. Besides, the college provides free-ship to the needy and meritorious students from marginalized and disadvantaged backgrounds, communities, and geographical locations.

B.R.A.



The college has established well-equipped labs for the students of science, management, computer science, and humanities. The well-furnished and purposefully constructed classrooms enhance the teaching-learning process effectively. The use of modern technologies such as projectors, computers, and mega screens in the pedagogical process makes this college one of the efficient educational institutions in Nepal. For the students of Journalism and Mass Communication, the college has established an FM radio station (Shweta Shardul FM 93.6 MHz) to facilitate and bolster their confidence in a professional career in media sector.

The college has diverse forms of extra-curricular activities (ECA) throughout the year. Major ECA activities range from indoor and outdoor sports to personality development of students. College conducts national and international workshops, seminars, and symposiums covering burning issues in the educational sector as well as other necessary areas. College also encourages faculty members to participate in such programs.

The college operates in a smooth and systematic manner through its comprehensive policy documents, which include the College Statute endorsed by Tribhuvan University, along with over ten key regulations, directives, and work-procedures. These documents define the framework for various operational aspects, such as Faculty and Staff Regulations, Financial Management Regulations, and Alumni Regulations. Additionally, there are specific guidelines for managing Radio Sweta Shardul, as well as revised work-procedures for the Internal Quality Assurance Committee, RMC, EMIS, and PIMC. The college also ensures smooth operations through detailed procedures for Scholarship Management, Library Management, and Department/Program Operations. These policies help maintain consistency, accountability, and efficiency across all functions.

1.2 About Report

This report is prepared after the completion of “Establishment and Implementation of web-based Higher Education Management Information System (HEMIS) Software under the UGC directives for Digitalization of higher education as per the notice of the Guideline of UGC. The UGC has set a goal to establish and implement a centralized, integrated, comprehensive, web-based Higher Education Management Information System (HEMIS) at campuses to be integrated with the HEMIS established in the University Grants Commission (UGC) via the University. The system's architecture is envisioned to centralize and streamline data from affiliated campuses, enabling UGC to determine and allocate grants more efficiently.

The HEMIS Software is a user-friendly, multithreading, multiuser, comprehensive,



dynamic, scalable, visually appealing, interoperable, and secure web-based software application under the latest platform as suggested in the guidelines by the UGC. After inputting the data of the concerned sectors of higher education, like students' enrollment, teaching staff, non-teaching staff, upgrades, and graduation by academic year by gender, faculty, level, and so on, to manage digital records and carry out informed decisions with the help of this system.

□□□



Section 2: Campus Level, Faculty and Program

2.1 Academic Programs

Madan Bhandari Memorial College offers a diverse range of academic programs designed to meet the evolving needs of students and the job market. At the Bachelor level, the college provides Bachelor of Arts (BA), Bachelor of Business Studies (BBS), Bachelor of Computer Applications (BCA), Bachelor of Business Management (BBM), and Bachelor of Science in Computer Science and Information Technology (BScCSIT). For postgraduate studies, the college runs Master's programs in English, Journalism and Mass Communication, and Sociology. These programs reflect the college's commitment to academic excellence and its focus on nurturing competent professionals in various fields.

Table 1

Level, Faculty and Programs

Level	Programs	Faculty
Bachelor	BA	Humanities and Social Sciences
	BBS	Management
	BSc CSIT	Institute of Science and Technology
	BCA	Humanities and Social Sciences
	BBM	Management
Master	MA Sociology	Humanities and Social Sciences
	MA English	Humanities and Social Sciences
	MA JMC	Humanities and Social Sciences

□□□



Section 3: Student Enrollment

3.1 Student Enrolment

As per the Higher Education Management Information System (HEMIS) Report of Higher Education for the academic year 2082/083 B.S. (2025/026 A.D.), Madan Bhandari Memorial College has a total student enrolment of 1018. At the Bachelor's Level, there are 888 students enrolled, comprising 518 male and 370 female students. At the Master's Level, the enrolment includes 67 male and 63 female students, totaling 130. This data highlights the college's commitment to inclusive education and its continued efforts to provide quality education to a diverse student.

Table 2

Students Enrollment Details

Level	Gender			Total
	Male	Female	Others	
Bachelor	476	345		821
Master	58	51	1	110
Grand Total	585	433		931

3.2 Student Enrollment/Registration Detail

In the academic year 2082/083 B.S. (2025/026 A.D.), Madan Bhandari Memorial College successfully installed and operated the fully functional HEMIS (Higher Education Management Information System) web-based software. This system has been effectively utilized for student enrolment, making the admission process more efficient, transparent, and data driven. A total of 931 students were enrolled through this system, including 821 at the bachelor's level (476 male and 345 female) and 110 students at the master's level (58 male, 51 female and 1 others). The implementation of HEMIS reflects the college's commitment to adopting digital tools for better academic management. A screenshot of the software interface is included below to illustrate its functionality and application.

□□□



Figure 1
Student Enrollment/ Registration Detail

Student Enrollment + Add New Student Export Visible Rows Export All Rows

Search by Student name: All Years: All Programs:

S.No	Full Name	Gender	Admission	Roll No.	Program	Year/Semester	Actions
1	RAGINI RUPAKHETI	female	2081	—	MA	First Semester	⋮
2	KOPILA SHAH	male	2081	—	MA	First Semester	⋮
3	SUSILA ADHIKARI	female	2081	—	MA	First Semester	⋮
4	PRAKRITI SHAH	female	2081	—	MA	First Semester	⋮
5	AAKRITEE RAI	female	2081	—	MA	First Semester	⋮
6	NIKESH KHATRI	male	2081	—	MA	First Semester	⋮
7	SANJU MAHARJAN	male	2081	—	MA	First Semester	⋮
8	CHANDRA PRAKASH LOHIYA	male	2081	—	MA	First Semester	⋮
9	SAMJHANA GHIMIRE	female	2081	—	MA	First Semester	⋮

3.3 Total Number of Students by Level, Faculty, Program, and Gender

As per the Higher Education Management Information System (HEMIS) Report of Higher Education for the academic year 2082/083 B.S. (2025/065 A.D.), Madan Bhandari Memorial College has recorded a detailed breakdown of student enrolment by faculty, level, program, and gender. At the Bachelor's Level, the Faculty of Humanities and Social Sciences includes 167 students in the BA program (68 male and 99 female) and 154 students in the BCA program (119 male and 35 female). The Management faculty comprises 49 students in the BBM program (20 male and 29 female) and 264 students in the BBS program (132 male and 132 female). The Faculty of Science and Technology has 187 students enrolled in the BScCSIT program (137 male and 50 female). At the Master's Level under the Faculty of Humanities and Social Sciences, 109 students (58 male, 51 female and 1 other) are enrolled in various MA programs. Altogether, the college maintains a strong enrolment across disciplines, totaling 931 students, with 1 representation in the "Other" gender category in this academic year.

Table 3



Total Number of students by Level, Faculty, Program and Gender

S.No.	Program Name	Level	Faculty	Gender				
				Male	Female	others	GPI	Total
1	Bachelor in Arts	Bachelor	Humanities & Social Science	68	99	0	1.46	167
2	Bachelor in Business Management	Bachelor	Management	20	29	0	1.45	49
3	Bachelor in Business Studies	Bachelor	Management	132	132	0	1.00	264
4	Bachelor in Computer Application	Bachelor	Humanities & Social Science	119	35	0	0.29	154
5	Bachelor of Science in Computer Science and Information Technology	Bachelor	Science and Technology	137	50	0	0.36	187
6	Master in Arts	Master	Humanities & Social Science	58	51	1	0.88	109
Grand Total				534	396	1	0.74	931

3.4 Total Students by Program, Level, Faculty, and Ethnicity

In the academic year 2082/083 B.S. (2025/026 A.D.), Madan Bhandari Memorial College recorded a total student enrolment of 931, categorized by ethnicity across various programs and faculties. Out of the total, 931 students the "Others" category includes 794, followed by 64 Madhesi, 29 Dalit students. There were 3 Tharu, 37 Janajati, students recorded in this academic year. This data reflects the ethnic diversity among the student population and supports inclusive access to higher education.

Table 4

Total Number of Students by Faculty and Ethnicity

S.No.	Program Name	Level	Faculty	Gender					Ethnicity								
				Male	Female	others	GPI	Total	Brahman	Dalit	Muslim	Tharu	Janajati	Others	Madhesi	Others	Total
1	Bachelor in Arts	Bachelor	Humanities & Social Science	68	99	0	1.46	167	1	6	0	1	7	146	7	0	167
2	Bachelor in Business Management	Bachelor	Management	20	29	0	1.45	49	0	1	0	0	2	42	4	0	49
3	Bachelor in Business Studies	Bachelor	Management	132	132	0	1.00	264	1	14	0	2	12	210	24	1	264
4	Bachelor in Computer Application	Bachelor	Humanities & Social Science	119	35	0	0.29	154	0	4	0	0	3	139	6	0	154
5	Bachelor of Science in Computer Science and Information Technology	Bachelor	Science and Technology	137	50	0	0.36	187	0	0	0	0	7	169	11	0	187
6	Master in Arts	Master	Humanities & Social Science	58	51	1	0.88	109	1	4	0	0	6	89	10	0	110
Grand Total				534	396	1	0.74	931	3	29	0	3	37	794	64	1	931

3.5 Number of Students by Faculty and Gender

In the academic year 2082/083 B.S. (2025/026 A.D.), Madan Bhandari Memorial College had a total of 1018 students enrolled across three faculties. The Faculty of Humanities and Social Sciences had the highest enrolment with 449 students (253 male and 196 female), followed by the Faculty of Management with 334 students (162 male and 172 female). The Faculty of Science and Technology enrolled 235 students, consisting of 170 male and 65 female students. This distribution highlights a relatively balanced gender representation in the Management faculty and strong male participation in Science and Technology programs.



Table 5

Total Number of Students by Faculty and Gender

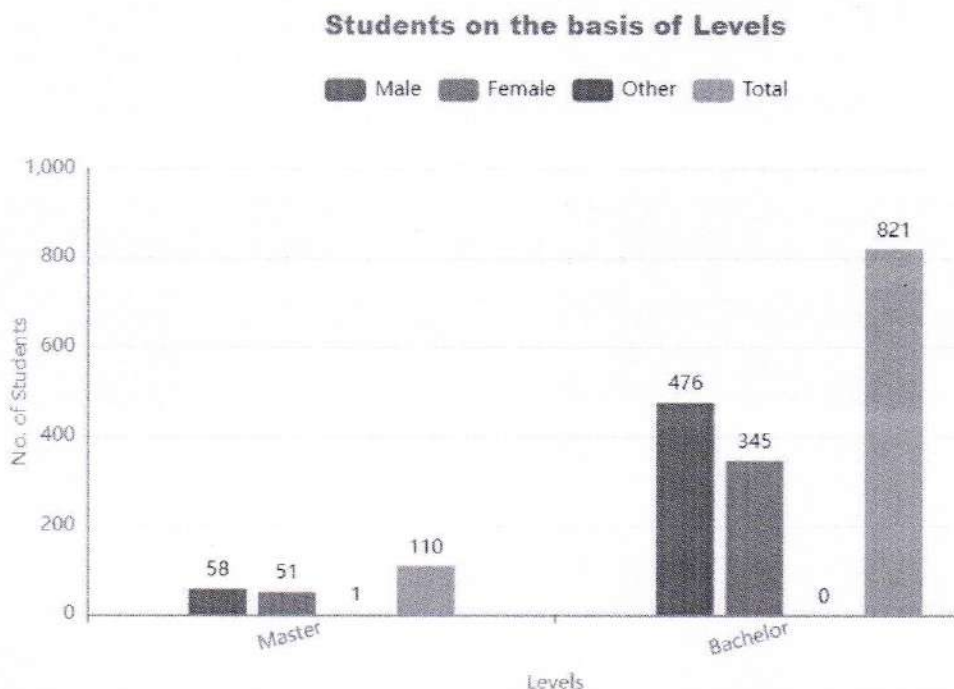
S.No.	Level	Gender				
		Male	Female	Other	GPI	Total
1	Master	58	51	1	0.88	110
2	Bachelor	476	345	0	0.72	821
Grand Total		534	396	1	0.74	931

3.6 Students by Level and Gender

In the academic year 2082/083 B.S. (2025/026 A.D.), Madan Bhandari Memorial College enrolled a total of 931 students across two academic levels. At the Bachelor's level, there were 821 students, with 467 male and 345 female students, reflecting a strong undergraduate presence. At the Master's level, 110 students were enrolled, including 58 male and 51 female and 1 others students. This data indicates higher male enrolment at the undergraduate level, while the postgraduate level shows almost a balanced gender representation.

Table 6

Total number of students by level and gender



3.7 Students by Program, Province, Ethnicity, and Gender

In the academic year 2082/083 B.S. (2025/026 A.D.), Madan Bhandari Memorial College enrolled a total of 931 students from all seven provinces of Nepal. The highest number of

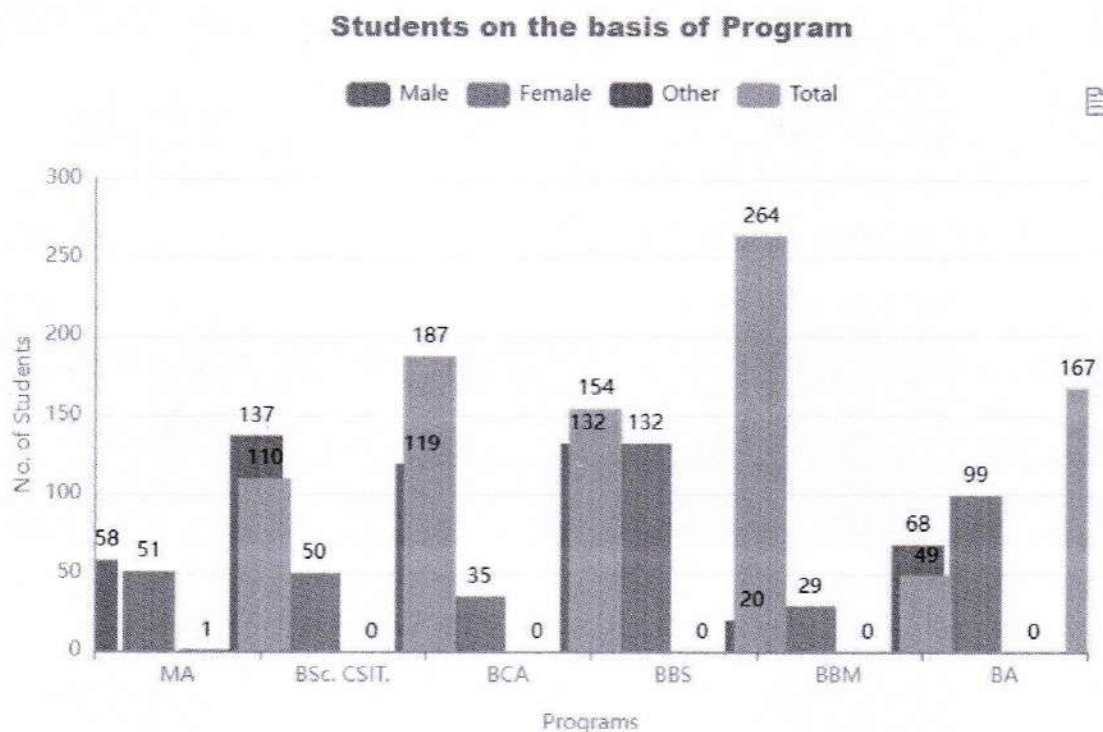


students, 353, came from Bagmati Province, followed by 195 from Koshi, 105 from Sudurpashchim, 104 from Madhesh and 90 from Lumbini. Furthermore, the lowest representation is from Gandaki and Karnali with 59 and 23 respectively. There are 2 students from SARC country studying in our college. Program such as BScCSIT and BBS attracted students from across all provinces, reflecting the college's academic reach and reputation. This province-wise distribution highlights the institution's role as a center for inclusive and nationwide higher education.

Table 7
Students by Program, Province, Ethnicity and Gender

S.No	Program	Koshi	Madhesh	Bagmati	Gandaki	Lumbini	Karnali	Sudurpashchim	Total
1	Bachelor in Arts	35	12	66	13	17	4	19	166
2	Bachelor in Business Management	8	11	19	1	3	1	6	49
3	Bachelor in Business Studies	42	30	86	14	29	13	45	264
4	Bachelor in Computer Application	29	20	67	7	17	0	13	153
5	Bachelor of Science in Computer Science and Information Technology	56	20	66	17	14	6	7	187
6	Master in Arts	25	11	45	7	10	0	12	110
Grand Total		195	104	363	59	90	23	105	929

The remaining 2 students (as per given table 929) are from SARC country.



The distribution of students as per ecological belt is as follows:

The largest number of students from Hill area followed by 483 and the lowest number of students from Mountain area followed by 126.



Madan Bhandari Memorial College

S No.	Program	Mountain				Hill				Terai				Total
		Male	Female	Other	Total	Male	Female	Other	Total	Male	Female	Other	Total	
1	Bachelor in Arts	9	5	0	14	35	58	0	93	23	33	0	56	163
2	Bachelor in Business Management	7	3	0	10	8	11	0	19	5	14	0	19	48
3	Bachelor in Business Studies	16	27	0	43	75	62	0	138	35	42	0	77	260
4	Bachelor in Computer Application	15	5	0	21	55	15	9	71	45	12	0	57	149
5	Bachelor of Science in Computer Science and Information Technology	13	4	0	17	78	27	0	105	45	18	0	64	166
6	Master in Arts	11	5	0	19	26	29	0	57	17	14	0	31	107
Grand Total		73	53	0	126	281	202	0	483	170	104	0	304	913

□□□

(Handwritten signature)



Section 4: Pass Rate

4.1 Students Appeared in the Exam and Pass Rates

There is fully functional module in the HEMIS for the exam management, exam appear pass out management purpose. So far we have not yet fully initiated the exam management module and pass out management from the current system. The current academic year 2082/083 B.S. (2025/026 A.D.), a total of 608 students from Madan Bhandari Memorial College appeared in the final examinations, out of which 397 successfully passed the examination. The overall pass rate of the students is 65.30 percent. Exam participation and results were recorded for the BA, BBM, BBS, BCA, BScCSIT, and Master programs, with 67, 67, 96, 123, 187 and 68 students respectively. Among the program the BBM has the highest pass rate with 82.09% and BScCSIT and BCA follow pass rate with 81.28% and 80.49% respectively whereas the lowest pass rate has been seen in the BBS with 19.79%.

Table 8

Students' Pass Rate by Program

S.No	Program Name	Total appeared	Total passed	Pass Percent
1	BA	67	34	50.75
2	BBM	67	55	82.09
3	BBS	96	19	19.79
4	BCA	123	99	80.49
5	BScCSIT	187	152	81.28
6	MA English	15	9	60.00
7	MA JMC	32	17	53.13
8	MA Sociology	21	12	57.14
Grand Total		608	397	65.30

Remarks: not all results of programs published.

□□□



Section 5: Graduates

5.1 Student's Graduation

In the academic year 2082/83 B.S. (2025/26 A.D.), a total of 44 students graduated from Madan Bhandari Memorial College. Out of 44 graduates, total 38 graduated from Bachelor Level and 6 students graduated from Master Level. This report of graduate students has been prepared based on the students who accomplished their all the years or semester in the academic year 2082/83 B.S. (2025/26 A.D.) The representation of lower number of graduates is due to the limitation of University's result publication as some of the results have not been published yet, whose graduation must be counted in this academic year. The system has fully functional module for Graduation Management, Alumni Management. So far we have not fully initiated this module for data management. We are going to migrate entire data and information in this integrated system soonest possible and we are going to fully implement these module to automate our exam, graduation and alumni management activities.

5.2 Number of Graduates by Level and Gender

The table below illustrates the number of students who graduated based on gender and level in the academic year 2082/83 B.S. (2025/26 A.D.) from Madan Bhandari Memorial College. The table shows that total of 38 students graduated in this academic year from Bachelor level where the graduate ration of male and female students is equal with 19 gradates in each category of gender. Similarly, the total of 6 students graduated from the Master level where the number of male and female graduate is equal with 3 students in each gender category. The report highlights the remarkable representation of both gender in graduate ratio in Madan Bhandari Memorial College.

Table 9

Number of Graduated Students by Gender

Level	Male	Female	Total
Bachelor	19	19	38
Master	3	3	6
Total	22	22	44

5.3 Number of Graduates Level and Program

In the academic year 2082/83 B.S. (2025/26 A.D.) the total of 44 students graduated from 6 programs. There are no graduates from BA and BBS. In this academic year the BBM program has the 21 graduates having highest graduates and BCA, BScCSIT and Master program has 10,

BSH



7 and 6 students graduated respectively.

Table 10

Number of Graduated Students by Level and Program

Level	Program	No. of Graduates
Bachelor	BA	-
Bachelor	BBS	-
Bachelor	BCA	10
Bachelor	BBM	21
Bachelor	BScCSIT	7
Master	MA English	2
Master	MA JMC	1
Master	MA Sociology	3
Total	-	44

□□□

[Handwritten Signature]



Section 6: Gender Parity Index (GPI)

6.1 Introduction

The **Gender Parity Index (GPI)** is a statistical measure used to assess the relative access and participation of males and females in a particular educational context. Typically, it is expressed as a ratio: **GPI = Number of females enrolled or attaining a certain level/Number of males enrolled or attaining that same level.** A GPI value close to **1.0** indicates parity between genders, whereas values below or above 1.0 suggest disparities: GPI helps in understanding whether policies are successfully addressing gender imbalances. Data-driven insights from GPI can guide targeted interventions, such as scholarships, support programs, and outreach efforts. Educational authorities use GPI to monitor progress towards gender equality goals and to set benchmarks for improvement.

6.2 Overall GPI in Enrollment Record

In the academic year 2082/083 B.S. (2025/026 A.D.), Madan Bhandari Memorial College recorded a total enrolment of 1018 students, with 585 male and 433 female students. The overall Gender Parity Index (GPI) stood at 0.74, indicating a higher proportion of male students across all levels. At the bachelor’s level, the GPI was 0.71, showing male dominance in enrolment, while at the master’s level, the GPI was 0.94, reflecting a slight difference in gender inclusion in postgraduate studies. These figures highlight a gender imbalance at the undergraduate level and a more inclusive trend at the postgraduate level.

Table 11

GPI Index of the Campus by Program

Level	Gender		GPI
	Male	Female	
Bachelor	518	370	0.71
Master	67	63	0.94
Grand Total	585	433	0.74

□□□



Section 7: Public Financing

7.1 Public Financing

Madan Bhandari Memorial College is a community college established with the aim of providing quality education in affordable fee. It accepts and receives grants and supports from UGC, the government of Nepal, provincial and local government as well as international doners. It receives its primary financial support from University Grants Commission Nepal. The grants include regular institutional support, performance-based funding, and development grants aimed at enhancing academic quality and institutional capacity. The funds received are mainly utilized for infrastructure improvement, academic empowerment, faculty support program, and student-related services such as scholarships. Such grants play a significant role in strengthening the college's overall operations and long-term development.

In the academic year 2082/83 B.S. (2025/26 A.D.), Madan Bhandari Memorial College has received total of Rs. 3156000 financial supports from UGC, Provincial Government and other financial institutions for different purposes. The college has received total of Rs 2216000 grants for digitalization, ESP and research activities from UGC. Similarly, the Ministry of Social Development, from provincial government, has installed the blocks in ground, granite in main entrance of building and the constructed stage in college premise worth of Rs 900000. Furthermore, keystone sponsor Rs. 15,000 for Hult prize and Black Horse sponsored 10,000 for IdeaX program.

Table 12
Grants Received

S.No	Head Name	Head Type	F.Y	Date of Entry	Income Amount	Expenditure Amount	Remarks
1	UGC Grant: Digitalization	Income	2081/082	2082-03-04	Rs. 500000	-	
2	UGC Grant: Research	Income	2081/082	2083-03-04	Rs. 216000	-	
3	UGC Grant: Entrepreneurship Support Program	Income	2081/082	2083-03-04	Rs. 1500000	-	
4	Province Government	Income	2081/082	2083-03-04	Rs. 900000	-	Ministry of Social Development
5	Business Institution	Income	2081/082	2083-03-04	Rs. 40000	-	Hult Prize & IdeaX Program
Total Amount:					Rs. 3156000	Rs. 0	
Balance:					Rs. 3156000		

Table 13



Grants Received

FY 2078/2079	FY 2079/2080	FY 2080/2081	FY 2081/2082	FY 2082/2083
29,84,300	26,84,300	30,08,200	51,19,500	31,56,000

The table presents the variation in grant amounts over five financial years. In FY 2078/2079, the amount was 29,84,300, which declined to 26,84,300 in FY 2079/2080, showing a decrease of about 10%. It then increased slightly to 30,08,200 in FY 2080/2081. A significant rise occurred in FY 2081/2082, reaching 51,19,500, which is the highest value in the period. However, the amount dropped again to 31,56,000 in FY 2082/2083. Overall, the data indicates a moderate decline in the initial years, followed by a sharp increase, and then a noticeable decrease in the latest fiscal year.

□□□



Section 8: Teachers and Staff

8.1 Teaching Staff

In the academic year 2082/083 B.S. (2025/026 A.D.), Madan Bhandari Memorial College has a total of 66 staff members across various departments. This included 47 teaching staff actively engaged in delivering academic programs in all faculties. Additionally, 19 non-teaching staff members supported administrative, technical, and operational functions essential to the smooth running of the college. This balanced staffing structure reflects the institution's commitment to both quality education and efficient institutional management.

Table 14

Teaching and Non-Teaching Staff

Teaching Staff				Non-Teaching Staff			
Male	37	Female	10	Male	7	Female	12

8.2 Total number of teachers by ethnicity and gender

In the academic year 2082/083 B.S. (2025/026 A.D.), Madan Bhandari Memorial College employed a diverse group of teaching staff. The table below illustrates the Teaching Staff categorized by ethnicity and gender. The total number of teaching staff at all levels is 47 inclusive of Madhesi and Other ethnic group, including 37 male and 10 female teachers. Of 37 male teaching staffs 33 are from 'other' ethnic category and 3 are from Madhesi ethnicity. It shows the inclusive representation on Teaching Staff at Madan Bhandari Memorial College.

In terms of gender distribution, the majority of teaching staff are male, with 37 and, 10 female teachers. The total number of female teachers has been in the "Others" ethnic group, with 10 female teachers, while other ethnicities had no female representations. This diverse staffing composition reflects the college's commitment to maintaining an inclusive and equitable educational environment, though there is a notable gender imbalance in certain ethnic groups.

Table 15

Total No. of Teachers by Ethnicity and Gender

	Male	Female	Total
EDJ	-	-	-
Dalita	-	-	-
Madhesi	4	0	4
Others	33	10	43
Total	37	10	47

8.3 Teaching Staff According to Their Qualifications

In the academic year 2082/083 B.S. (2025/026 A.D.), Madan Bhandari Memorial College has a total of 47 teaching staff. Out of the total 47 teaching staff, 3 teachers hold the qualification of a PhD, 6 have an MPhil, and 38 are qualified with a Master's degree. The majority of the faculty are Master's degree holders, with a notable gender disparity, as 33 male teachers and only 5 female teachers. This distribution reflects a strong academic foundation within the faculty, with a significant proportion of highly qualified individuals contributing to the college's educational offerings.

Table 16

Teaching staff according to their qualification

SN	Level	Male	Female	Total
1	PhD	3	0	3
2	MPhil	1	5	6
3	Master	33	5	38
4	Bachelor	-	-	-
Grand Total		37	10	47

8.4 Summary of the Teachers by Their Teaching Faculty in the College

In the academic year 2082/083 B.S. (2025/026 A.D.), Madan Bhandari Memorial College has a total of 47 teachers across various faculties. In the Management faculty, 13 teachers (9 male and 4 female) and the Faculty of Science and Technology and Humanities & Social Science have 16 and 18 respectively.

Table 17

Teachers by Their Teaching Faculty in the Campus

SN	Faculty	Gender		Total
		Male	Female	
1	Humanities and Social Sciences	13	5	18
2	Management	9	4	13
3	Science and Technology	15	1	16
Grand Total		37	10	47

8.5 Teachers by Type

In the academic year 2082/083 B.S. (2025/026 A.D.), Madan Bhandari Memorial College has a total of 47 teachers across various faculties. Out of the total 30 teachers are full-time and 17 part-time. There are 14 full-time teachers in the faculty of Humanities and Social Science



and 8 in the faculty of Management and Science and Technology whereas total of 17 part time teachers includes 8 in the faculty of Science and Technology, 4 and 5 in the Faculty of Science and Technology and Management respectively.

Table 18

Teachers by Timing Type

SN	Department	Full Time	Part Time	Total
1	Humanities and Social Sciences	14	4	18
2	Management	8	5	13
3	Science and Technology	8	8	16
Total		30	17	47

8.6 Non-Teaching Staff

In the academic year 2082/83 B.S. (2025/26 A.D.) there are 22 non-teaching staffs working in Madan Bhandari Memorial College. Non-teaching staff are the backbone of the institutions who assist in the academic as well as administrative activities of the college. In the HEMIS report non-teaching staff are categorized as administrative, technical and others


8.7 Non-Teaching Staff According to Their Position and Gender

In the academic year 2082/083 B.S. (2025/026 A.D.), Madan Bhandari Memorial College has a total of 22 non-teaching staff members across various administrative and support positions. The largest group was categorized under “Administration” positions, comprising 4 male and 7 female staff, totaling 11. Additionally, there are 3 staff members designated as Technical. There is no representation from female gender in technical staff members. There are 8 staff members under the “Other” category including 3 male and 5 female. This category includes drivers and peon as well. Altogether there are 10 male, and 12 female non-teaching staff members are working at Madan Bhandari Memorial College. This distribution highlights a balanced gender representation in non-teaching roles, contributing significantly to the smooth operation of the college.

Table 19

Non-teaching Staffs According to Their Position

SN	Position	Male	Female	Total
1	Administration	4	7	11
2	Technical	3	0	3
3	Driver/ Peon/ Others	3	5	8
Total		10	12	22



Section 9: Student-Teacher Ratio

9.1 About Student-Teacher Ratios

The **student-teacher ratio** is a metric used to measure the number of students assigned to each teacher in a college. It gives an idea of an average class size and how much individual attention a student might receive. Lower ratio usually indicate smaller class sizes, allowing for more personalized instruction and higher ratio might suggest crowded classrooms, which can impact learning quality. The standard formula of the student-teacher ratio is:

$$\text{Student-Teacher Ratio} = \frac{\text{number of Students}}{\text{Number of Teachers}}$$

The student-teacher ratio is a key indicator that reflects the level of attention and support students may receive in an educational setting.

9.2 Student-Teacher Ratios at Madan Bhandari Memorial College

At Madan Bhandari Memorial College in the academic year 2082/083 B.S. (2025/026 A.D.), the overall student-teacher ratio (STR) stands at 21.66, based on a total of 1018 students and 47 teaching faculty. The faculty of Humanities and Social Sciences has the 18.56 student-teacher ratio with 18 teachers for 334 students. The Management faculty exhibits a balanced ratio of 18.08 students per teacher with 13 teachers for 235 students. The Science and Technology faculty, however, shows a significantly high STR of 28.06 students per teacher with 16 teachers of 449 students.

Table 20

Student-Teacher Ratios in the Campus

SN	Faculty	Total Faculty	Total Students	STR (Student / Teacher)
1	Humanities and Social Sciences	18	431	29.94
2	Management	13	313	24.08
3	Science and Technology	16	187	11.69
Grand Total		47	931	19.81

□□□



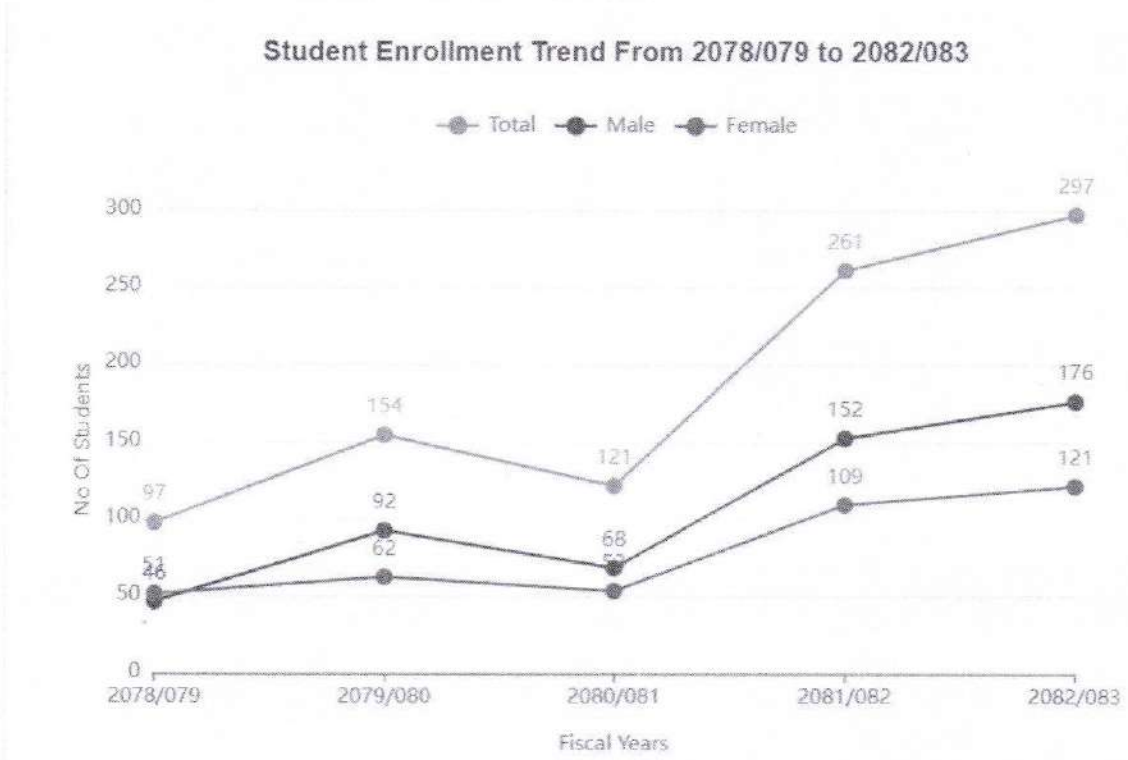

Section 10: Recent Trends (Enrollment, Graduates, Pass Rates, and Financing)

10.1 Student Enrollment Trends

The student enrollment trends at Madan Bhandari Memorial College are less fluctuating and more consistent while studying the trends of last five academic years from 2078/79 B.S to 2082/83. The total enrollment is between 949 in the year 2078/79 to 1084 in the year 2080/81 B.S. and in this academic year there are 1018 students enrolled in the different level in both Bachelors and Master’s level.

Table 21

Student Enrollment Trends Since 2078/079- 2082/083



The line graph below illustrates the student enrollment trend at Madan Bhandari Memorial College over five academic years (2078/079 to 2082/2083 B.S.). The total number of students slightly fluctuated from 949 in 2077/078 to 931 in 2082/083, remaining highest in the current fiscal year 2082/083 B.S. with 297. Male enrollment was less in fiscal year 2078/079 comparing female. Further year the enrollment trend seems similarly growth. In the fiscal year 2080/081 the enrollment trend goes slightly down but in the last two fiscal year there is higher growth in the enrollments



10.2 Student Pass Trends

The table below illustrates the students pass trends of five academic years from 2070/079 to 2082/083 B.S. The trend shows the fluctuating ration having the lowest pass rate 56.23 percentage in the year 2078/079 with the highest pass rate of 74.01 percentage in the year 2081/082. In the year 2079/080, 2080/081 and 2082/083 B.S has slightly consistent pass rate with 69.61, 66.68 and 65.30 respectively.

Table 22

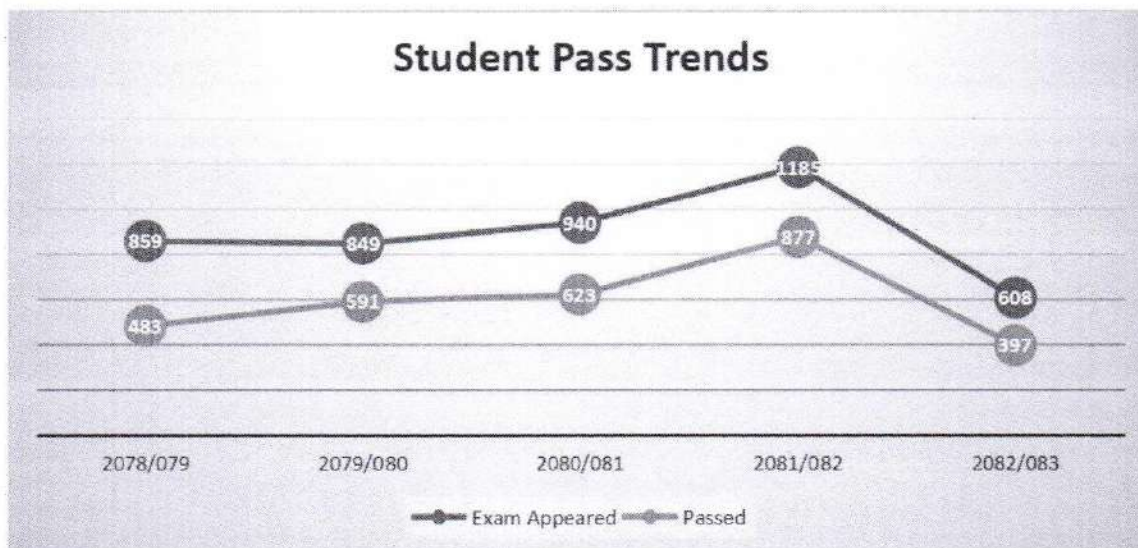
Student Pass Trends Since 2078/079- 2082/083

	Exam Appeared	Passed	Pass Rate
2078/079	859	483	56.23
2079/080	849	591	69.61
2080/081	940	623	66.28
2081/082	1185	877	74.01
2082/083	608	397	65.30

The line graph below shows the


Figure 3

Student Pass Trends



10.3 Student Graduates Trends

This HEMIS report presents the statistical data of graduated students from 2078/079 to 2082/83 B.S. The Graduation trends at Madan Bhandari Memorial College display as a fluctuating ratio with the highest graduated students in the year 2081/82 B.S. and the lowest with 44 graduated students in the year 2082/83. However, the data depends upon the result



published from Tribhuvan University as some of the levels result which includes the same academic year has not been published.

Table 23

Student Graduates Trends

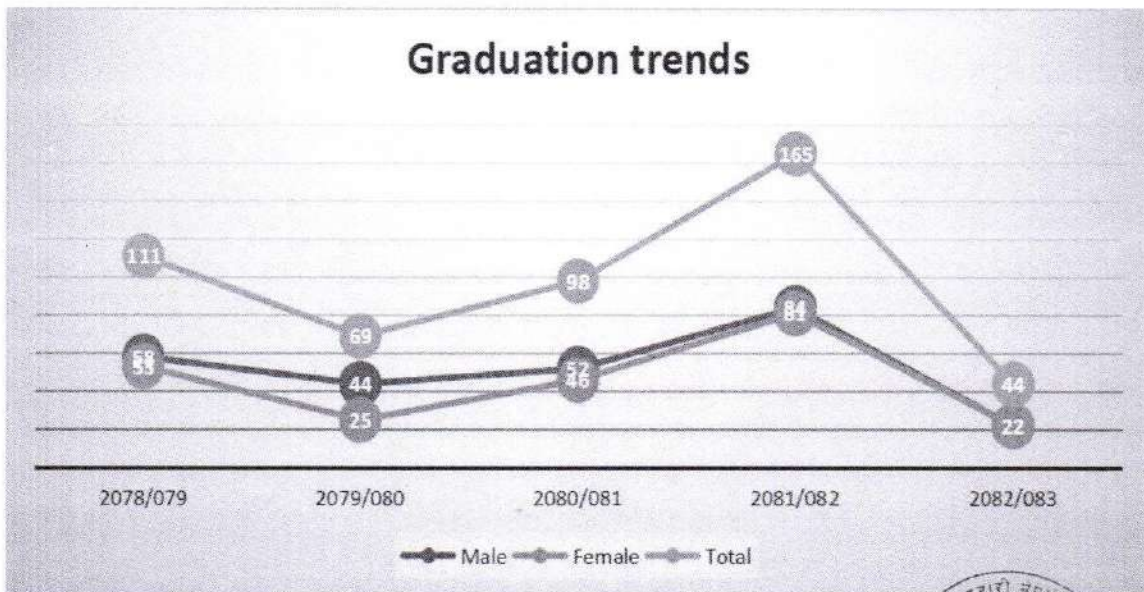
	Male	Female	Total
2078/079	58	53	111
2079/080	44	25	69
2080/081	52	46	98
2081/082	84	81	165
2082/083	22	22	44

10.4 The Graduation Trends With Gender


The line graph below illustrates the graduation trends of male and female students of last five academic years from 2078/79 to 2082/83 B.S at Madan Bhandari Memorial College. The trend shows that the slight difference of female students receiving graduation than the male students resulting equal number of male and female students graduating in the year 2082/83. Graduation ratio has decrease remarkably in the year 2079/080 B.S. and increased gradually until the year 2081/082 B.S. with highest number of graduated students. The number fell drastically in the year 2082/083 B.S.

Figure 4

Graduation Trends



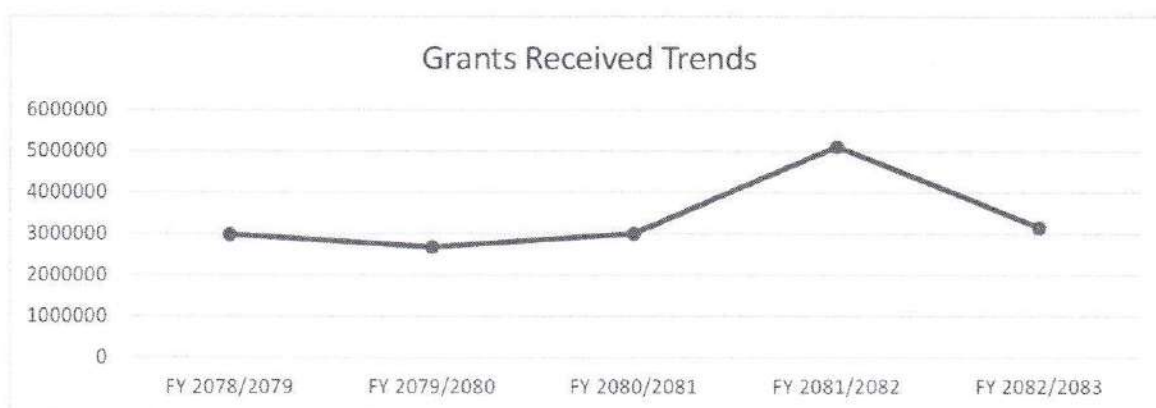
10.4 Grants Received Trends



The table presents the variation in grant amounts over five financial years. In FY 2078/2079, the amount was 29,84,300, which declined to 26,84,300 in FY 2079/2080, showing a decrease of about 10%. It then increased slightly to 30,08,200 in FY 2080/2081. A significant rise occurred in FY 2081/2082, reaching 51,19,500, which is the highest value in the period. However, the amount dropped again to 31,56,000 in FY 2082/2083. Overall, the data indicates a moderate decline in the initial years, followed by a sharp increase, and then a noticeable decrease in the latest fiscal year.

Grants Received

FY 2078/2079	FY 2079/2080	FY 2080/2081	FY 2081/2082	FY 2082/2083
29,84,300	26,84,300	30,08,200	51,19,500	31,56,000



Bdhy



Section 11: Annex Summary

Student Demographic Summary by province presented in the following table:

S.No.	Program	Koshi	Madhesh	Bagmati	Gandaki	Lumbini	Karnali	Sudurpashchim	Total
1	Bachelor in Arts	35	12	86	13	17	4	19	166
2	Bachelor in Business Management	6	11	16	1	5	1	6	49
3	Bachelor in Business Studies	42	30	86	14	29	13	48	264
4	Bachelor in Computer Application	29	20	67	7	17	0	13	153
5	Bachelor of Science in Computer Science and Information Technology	56	20	66	17	14	5	7	187
6	Master in Arts	25	11	45	7	10	0	12	110
Grand Total		195	104	353	99	80	23	105	929

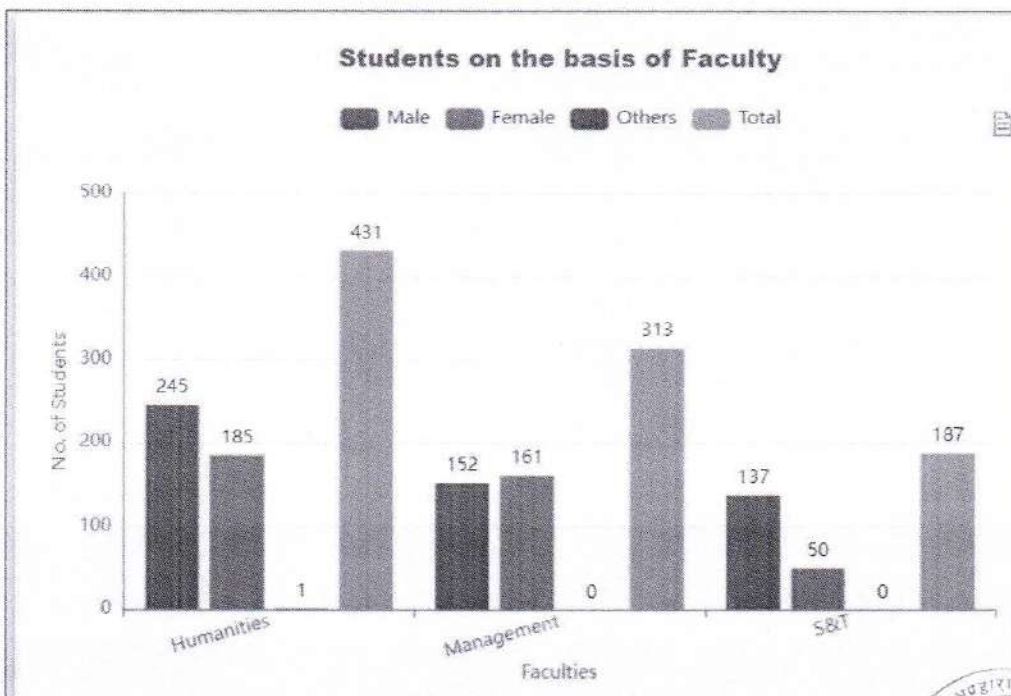
Student summary by ecological belt in our college:

S.No.	Program	Mountain				Hill				Terai				Total
		Male	Female	Other	Total	Male	Female	Other	Total	Male	Female	Other	Total	
1	Bachelor in Arts	9	5	0	14	35	56	0	90	23	33	0	56	163
2	Bachelor in Business Management	7	3	0	10	8	11	0	19	5	14	0	19	46
3	Bachelor in Business Studies	18	27	0	45	75	62	0	138	35	42	0	77	260
4	Bachelor in Computer Application	15	0	0	21	56	15	0	71	45	12	0	57	149
5	Bachelor of Science in Computer Science and Information Technology	13	4	0	17	75	27	0	105	45	19	0	64	186
6	Master in Arts	11	8	0	19	28	29	0	67	17	14	0	31	107
Grand Total		73	83	0	126	281	202	0	485	170	134	0	304	913

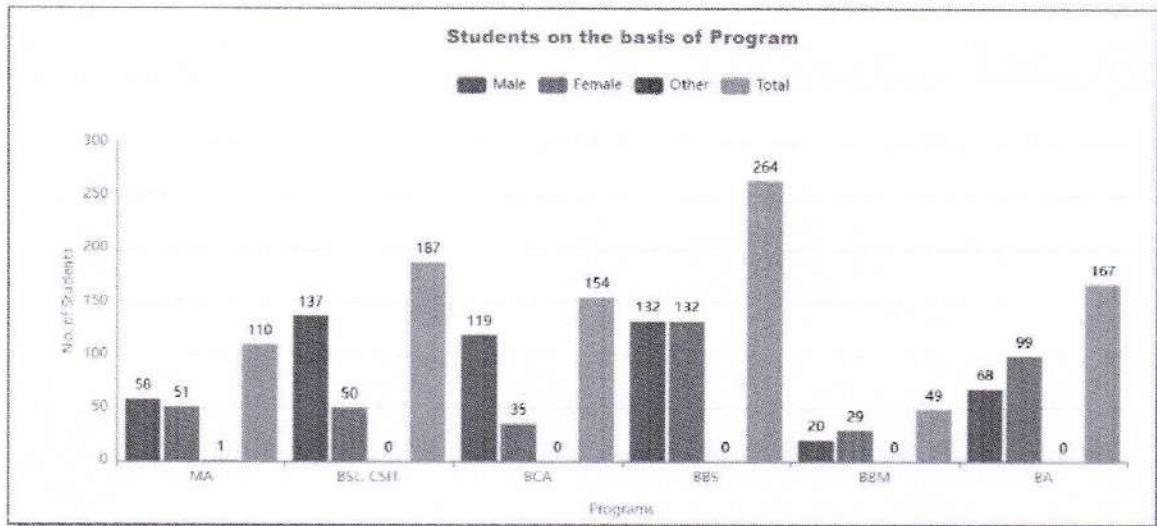
Student summary by age of student by gender is as follows:

S.No.	Age Group	Gender			Total	
		Male	Female	Others		
1	Below 16	12		9	0	21
2	16-22	390		286	0	630
3	23-27	91		103	0	194
4	28-32	15		8	0	23
5	Above 32	36		17	0	54
Grand Total		534		396	0	931

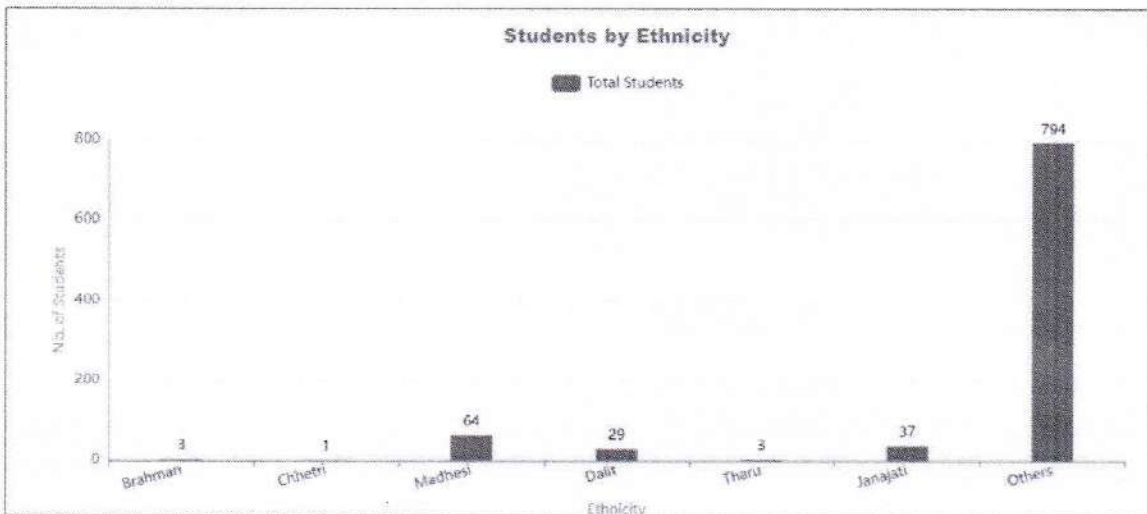
Gender distribution by faculty



Gender distribution by program



Ethical distribution of students



District-wise student summary:

S.No.	District	Gender			EDJ	Caste Ethnicity									
		Male	Female	Other		Total	Brahman	Chhetri	Madhesi	Dalit	Muslim	Tharu	Janajati	Others	
1	Achham	3	12	0	21	0	0	0	0	1	0	0	0	0	17
2	Arghakhanchi	10	3	0	13	0	0	0	0	0	0	0	0	0	13
3	Bajura	6	1	0	7	0	0	0	0	0	0	0	0	0	7
4	Bajuri	3	1	0	4	0	0	0	0	0	0	0	0	0	4
5	Bajhang	4	2	0	6	0	0	0	1	0	0	0	0	0	5
6	Bajbari	2	3	0	5	0	0	0	0	0	0	0	0	0	5
7	Banke	1	4	0	5	0	0	0	0	0	0	0	0	0	5
8	Bara	9	6	0	15	1	0	0	2	0	0	0	1	0	12
9	Bardiya	6	9	0	15	2	0	0	1	0	0	0	0	0	7
10	Bhaktapur	10	11	0	21	0	0	0	1	0	0	0	0	0	20
11	Bhojpur	6	3	0	11	1	0	0	0	2	0	0	0	1	6
12	Chitwan	7	4	0	11	0	1	0	0	0	0	0	0	0	10
13	Dadeldhara	6	3	0	9	0	0	0	0	0	0	0	0	0	9
14	Dakshin	2	2	0	4	0	0	0	1	0	0	0	0	0	3
15	Dang	5	7	1	13	0	0	0	0	0	0	0	0	0	10
16	Darçhula	1	0	0	1	0	0	0	0	0	0	0	0	0	1
17	Dhading	11	4	0	15	0	0	0	0	0	0	0	0	0	15
18	Dhankota	0	2	0	2	0	0	0	0	0	0	0	0	0	2



Madan Bhandari Memorial College

19	Dharusa	6	5	0	14	1	0	0	4	0	0	0	0	16
20	Dolakho	16	21	0	37	2	0	0	0	1	0	0	2	34
21	Dulpa	1	1	0	2	0	0	0	1	0	0	0	0	1
22	Dofa	3	0	0	3	0	0	0	0	0	0	0	0	3
23	Foreign	1	1	0	2	0	0	0	0	0	0	0	0	2
24	Gorkha	8	4	0	13	0	0	0	0	0	0	0	0	13
25	Gulmi	0	2	0	11	0	0	0	0	0	0	0	0	11
26	Humla	1	0	0	1	0	0	0	1	0	0	0	0	0
27	Idaha	8	6	0	14	4	0	0	0	1	0	0	4	9
28	Jhapa	29	18	0	47	2	0	0	0	0	0	0	2	45
29	Jumla	1	0	0	1	0	0	0	0	0	0	0	0	1
30	Kailas	23	13	0	26	0	0	0	6	2	0	0	0	26
31	Kailash	5	1	0	6	0	1	0	0	1	0	0	0	4
32	Kanchanpur	14	6	0	20	0	1	0	0	2	0	0	0	14
33	Kapilvastu	3	2	0	5	0	0	0	0	0	0	0	0	5
34	Kaski	1	2	0	3	0	0	0	0	0	0	0	0	3
35	Kathmandu	57	45	0	102	4	0	0	3	1	0	0	4	94
36	Kavrepalanchok	23	18	0	41	7	0	0	0	1	0	0	7	33
37	Khokha	0	0	0	15	2	0	0	0	0	0	0	2	13
38	Lalitpur	12	0	0	21	0	0	0	1	0	0	0	0	20
39	Lumbini	0	3	0	9	0	0	0	0	0	0	0	0	9

40	Maklethali	4	6	0	10	0	0	0	3	0	0	0	0	7
41	Mekwanpur	6	4	0	10	1	0	0	0	0	0	0	1	9
42	Morang	14	11	0	25	0	0	0	1	2	0	0	0	22
43	Mugu	1	1	0	2	0	0	0	1	0	0	0	0	1
44	Namapur	4	2	0	6	0	0	0	0	0	0	0	0	6
45	Nuwakot	10	4	0	14	1	0	0	0	0	0	0	3	10
46	Okhaldhunga	8	7	0	16	0	0	0	0	0	0	0	0	16
47	Parsa	5	7	0	10	0	0	0	0	0	0	0	0	10
48	Panchthar	2	0	0	5	0	0	0	0	1	0	0	0	4
49	Parva	0	1	0	1	0	0	0	0	0	0	0	0	1
50	Patkot	4	2	0	6	0	0	0	0	0	0	0	0	6
51	Parsa	5	1	0	6	1	0	0	1	0	0	0	1	4
52	Prithvi	2	1	0	3	0	0	0	0	0	0	0	0	4
53	Rameshwari	16	8	0	24	2	0	0	0	0	0	0	1	25
54	Rasuwa	2	0	0	2	0	0	0	0	0	0	0	0	2
55	Rautahat	8	5	0	13	1	0	0	4	1	0	0	1	7
56	Rohari	0	2	0	2	0	0	0	0	0	0	0	0	2
57	Rukum (East)	0	1	0	1	0	0	0	0	0	0	0	0	1
58	Rukum (West)	1	0	0	1	0	0	0	0	0	0	0	0	1
59	Rupesdehi	6	4	0	10	0	0	0	0	1	0	0	0	9

60	Sankhuwasabha	12	4	0	16	1	0	0	0	1	0	0	1	14
61	Saptari	5	10	0	15	1	0	0	11	0	0	0	0	4
62	Sarlahi	10	12	0	22	0	0	0	4	1	0	0	0	17
63	Sindhuli	11	11	0	22	2	0	0	0	0	0	0	2	20
64	Sindhupalchok	19	14	0	33	1	0	0	1	0	0	0	2	33
65	Siraha	4	6	0	9	1	0	0	4	0	0	0	0	5
66	Sonbhumphu	2	1	0	3	1	0	0	0	0	0	0	1	2
67	Sunwar	11	8	0	19	1	0	0	0	0	0	0	1	17
68	Surkhet	0	1	0	1	0	0	0	0	0	0	0	0	1
69	Syangja	4	5	0	9	0	0	0	0	2	0	0	0	7
70	Tanahu	4	2	0	6	0	0	0	0	0	0	0	0	6
71	Taplejung	3	3	0	6	0	0	0	0	0	0	0	0	6
72	Terathum	3	1	0	4	0	0	0	0	0	0	0	0	4
73	Udayapur	6	6	0	12	1	0	0	0	0	0	0	0	12

Bsky



Bh



Print Export To Excel



Madan Bhandari Memorial College

New Baneshwor, Kathmandu
Student Gender Ethnicity Summary By Faculty Report

S.N.	Faculty	Gender					Ethnicity				
		Male	Female	Others	GPI	Total	Madhesi	Dalits	EDJ	Others	Total
1	Humanities	253	197	1	0.78	451	16	3	5	427	451
2	Institute of Science and Technology	137	50	0	0.36	187	9	0	4	174	187
3	Management	160	173	0	1.08	333	14	7	8	304	333
	Grand Total	550	420	1	2.22	971	39	10	17	905	971





Madan Bhandari Memorial College

New Baneshwor, Kathmandu
Student Gender Ethnicity Summary Report

S.N.	Level	Program	Faculty	Gender					Ethnicity				
				Male	Female	Others	GPI	Total	Madhesi	Dalits	EDJ	Others	Total
1	Bachelor Level	BA	Humanities	67	98	0	1.46	165	6	1	4	154	165
2	Bachelor Level	BCA	Humanities	120	35	0	0.29	155	6	1	1	147	155
3	Master Level	MA English	Humanities	7	16	0	2.29	23	2	0	0	21	23
4	Master Level	MA JMC	Humanities	42	36	0	0.86	78	1	0	0	77	78
5	Master Level	MA Sociology	Humanities	17	12	1	0.71	30	1	1	0	28	30
6	Bachelor Level	BSCSIT	Institute of Science and Technology	137	50	0	0.36	187	9	0	4	174	187
7	Bachelor Level	BBM	Management	31	43	0	1.39	74	5	1	3	65	74
8	Bachelor Level	BBS	Management	129	130	0	1.01	259	9	6	5	239	259
Grand Total				550	420	1	8.37	971	39	10	17	905	971

Program Approval List » List of all the approved programs

Print

Export To Excel



Madan Bhandari Memorial College

New Baneshwor, Kathmandu
Pograms Approval Report

Level	Name of Program	University Affiliated	Approval Date	Starting Date
Bachelor Level	BBS	TU	2059/03/11	2059/03/11
	BBM	TU	2075/05/10	2075/05/10
	BA	TU	2059/03/11	2059/03/11
	BCA	TU	2075/05/10	2075/05/10
	MA Sociology	TU	2063/05/19	2063/05/19
	MAJMC	TU	2066/02/28	2066/02/28
Master Level	MA English	TU	2065/12/26	2065/12/26
	BScCSIT	TU	2067/11/06	2067/11/06
	BEd	TU	2059/05/21	2059/05/21

Handwritten signature



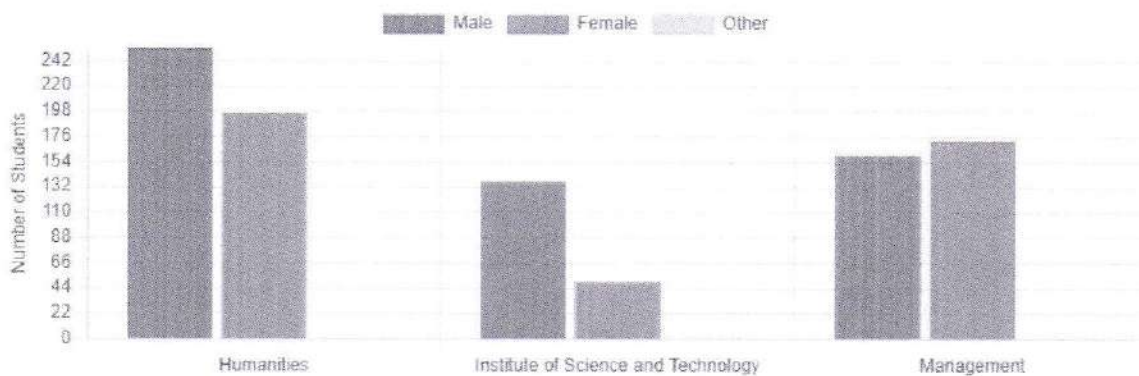
Generate Report



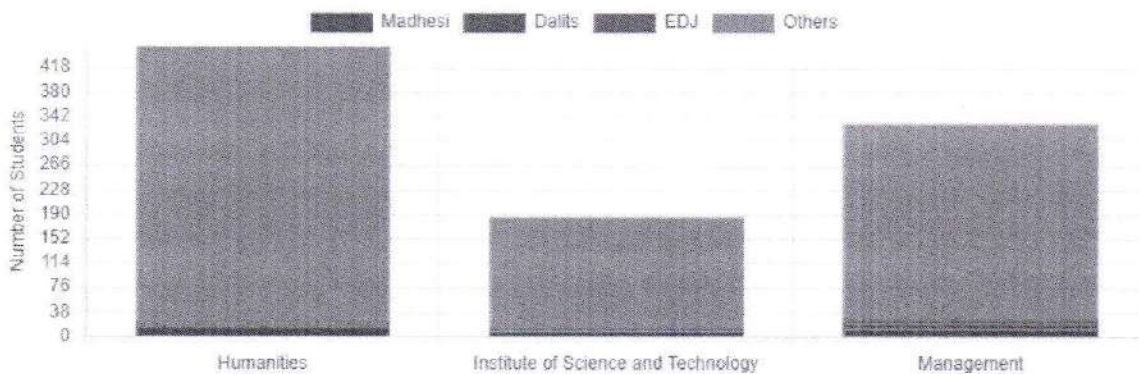
Madan Bhandari Memorial College

New Baneshwor, Kathmandu
Student Gender Ethnicity Summary By Faculty Report

Gender Distribution by Faculty



Ethnicity Distribution by Faculty



BLH



Student Statistics Summary » Student Statistics Summary

Level:
 Program:
 Batch:
 Academic Year:

Program Semester Code:
 Report Option:
 Report Type:
 Student Status:
 Active
 Drop
 All



Madan Bhandari Memorial College

New Baneshwor, Kathmandu
Student Gender Ethnicity Summary By Level Report

S.N.	Level	Gender					Ethnicity				
		Male	Female	Others	GPI	Total	Madhesi	Dalits	EDJ	Others	Total
1	Bachelor Level	484	356	0	0.74	840	35	9	17	779	840
2	Master Level	66	64	1	0.97	131	4	1	0	126	131
	Grand Total	550	420	1	1.71	971	39	10	17	905	971



Generate Report




Madan Bhandari Memorial College


New Baneshwor, Kathmandu

Student Gender Ethnicity Summary By Level Report

Gender Distribution by Level



Ethnicity Distribution by Level



(Handwritten signature)





Madan Bhandari Memorial College
New Baneshwar, Kathmandu
Annual Student Statistics By Ethnicity

Level	Name of Program	1st Year					2nd Year					3rd Year					4th Year					Grand Total																
		Total	Others		EDJ	Dalit	Madhesi	Total	Others		EDJ	Dalit	Madhesi	Total	Others		EDJ	Dalit	Madhesi																			
		M	F	M	F	M	F	M	F	M	F	M	F	M	F	M	F	M	F																			
Bachelor Level	BA	54	16	17	0	0	0	0	1	40	18	27	0	0	0	1	0	0	49	15	28	0	3	0	0	2	1	36	15	18	0	1	0	0	1	1	105	
	BBM	7	4	3	0	0	0	0	0	6	17	8	7	0	1	0	0	0	0	8	5	5	0	0	0	0	0	1	41	11	23	2	0	1	0	1	3	74
	BSB	102	53	47	0	0	1	0	0	1	70	45	08	1	0	0	1	1	2	47	21	18	0	3	0	2	1	2	22	5	22	1	1	0	2	0	1	256
	BCA	84	27	7	0	0	0	0	0	0	22	23	7	0	0	1	0	0	1	29	16	9	0	0	0	0	2	2	60	49	9	1	0	0	0	1	0	155
	BSCSIT	48	37	11	0	0	0	0	0	0	48	25	12	1	1	0	0	1	2	43	26	13	0	0	0	0	4	0	48	50	10	1	1	0	0	0	127	
Master Level	MA English	16	5	5	0	0	0	0	0	0	13	2	9	0	0	0	0	0	2	0	0	0	0	0	0	0	0	0	0	0	0	0	0	0	0	0	23	
	MA/JMC	47	24	23	0	0	0	0	0	0	31	17	15	0	0	0	0	1	0	0	0	0	0	0	0	0	0	0	0	0	0	0	0	0	0	0	78	
	MA Sociology	11	7	5	0	0	0	0	0	0	19	8	7	0	0	1	0	1	0	0	0	0	0	0	0	0	0	0	0	0	0	0	0	0	0	0	80	
Grand Total		264	173	118	0	0	1	0	0	2	283	151	110	2	2	2	6	7	177	81	78	0	5	0	2	6	7	217	116	82	5	3	1	2	3	5	571	

--- End of the Report ---



Email/Website:

info@mbmc.edu.np
www.mbmc.edu.np

Address:

P.O. Box: 5640
New Baneshwor, Kathmandu

Phone:

+977-01-5172175, 5172682
