

ANNUAL REPORT

FISCAL YEAR 2081/082

Approved by the College AGM on 24 Jestha 2082



**Madan Bhandari
Memorial College**
Accredited by UGC Nepal, (2025)

Annual Report

Fiscal Year 2081/082

Published in 2082 by

Madan Bhandari Memorial College

(Affiliated to Tribhuvan University)

Accredited by University Grants Commission (UGC) Nepal, (2025)

Estd. : 2001 A.D.

Address : Kathmandu-10, New Baneshwor

Phone : 01-5172175, 5172682, 5172715

Website : www.mbmc.edu.np

Email : info@mbmc.edu.np

Budget of Fiscal Year 2081/082 : NRs. 17,00,00,000/-

Report Preparation Team

Dr. Babu Ram Adhikari

Mr. Prajwal Man Shrestha

Dr. Tara Prasad Gautam

Mr. Kamal Neupane

Mr. Amar Dhoj Lama

Mr. Shobakar Bhandari

Mr. Rabi Raj Baral

Mr. Laxmi Raj Chapagain

Mr. Poshan Niraula

Ms. Puspa Devi Bastola

Mr. Nabin Khadka

Ms. Alisha Naunyal

Date of Report Endorsement by AGM

This Annual Report 2081/082 of Madan Bhandari Memorial College was approved by the AGM on Jestha 24, 2082.

Executive Summary

The Annual Report provides a comprehensive overview of the institution. In close collaboration with various departments and programs, the Report Preparation Team created the Annual Report for 2081/082, which was approved by the AGM on 24th Jestha 2082. The report was developed over three weeks, involving a thorough analysis of institutional parameters. Key aspects of the report include academic, physical, financial, and social progress. Additionally, it examines the institution's strengths and weaknesses and addresses budgetary considerations in alignment with the Strategic Development Plan.

The general trend of student enrolment in the last three years (2079/080, 2080/081 and 2081/082) shows the sustained growth of the college. The enrollment trend in the last three years shows a fluctuating number of students at Bachelor's whereas mild decrease in Master's levels. The data shows that 938 students got admission in 2079/080 and the number increased in 2080/081 with 1084 and continued in 2081/082 with 1117 students. The enrolment trend is in increasing order in last three years. Likewise, the enrollment of female students remains highest while Madhesis, EDJs, and Dalits are in few numbers over the past three years. Like the enrolment trend over the past three years, the passing trend of college students is also encouraging. The overall satisfactory progress of the pass number of students over the last three years remains, as the number of pass students is increasing order every year. The pass percentage of 2081/082 i.e. 74.01% is the highest in comparison to previous two years.

The graduate trend at the college is in increasing order. In non-technical courses, female students are the majority of the graduates whereas, in technical courses like BCA and BScCSIT, the male students top the list. Among all categories, Dalits are the lowest to graduate and EDJs and Madhesis are in the middling position.

College is running five programs in Bachelor's level whereas three programs in Master's level. There are six semester-based programs and two annual based programs. College has applied to add some market demanded programs as proposed academic programs. College is committed on adopting teaching technique innovation in teaching learning process. At present, college is promoting research culture as a crucial part of teaching learning.

College has considered some major infrastructural development and educational aid in strategic plan. College has expanded building, classrooms, furniture, equipment, library, sports facilities and has been maintaining physical infrastructures in regular basis. College is dedicated to establish necessary physical facilities to support teaching learning environment.

The financial condition of the college remains fairly sound. The general trend of income of the college shows that the main source of income is student fees. The income from this category shows that it has decreasing trend in every passing year. The recurrent expenses trend shows that it is steadily increasing over the last three years. In a contrasting manner, the overall expenses remain fluctuating over the past three years.

The capital expenditure diagram shows that the sole focus of the college is on investment in major infrastructure development. Similarly, the college spends a remarkable amount of money on enhancing the library and buying books, software, furniture, equipment, infrastructure development, and social welfare. The total expenditure on capital is considerably rising, especially in the last fiscal year.

As the community college, the institution has established a very good community relationship by interacting with the local community in particular and wider national society in general. The college has many remarkable strong aspects having a few weaknesses as well. These aspects are clearly discussed in the SWOC analysis section.

In nutshell, the college is in the path of progress incorporating both modern technique of teaching learning activities and infrastructure.

TABLE OF CONTENTS

Title	Page No.
Executive Summary	v
Acronyms	ix
Background of the College	1
1 Academic Progress	2
1.1 Enrolment Trend Analysis	2
1.1.1 Enrolment Trend Analysis of the Last Three Years	2
1.1.2 Enrolment Trend Analysis of the Last Three Years of BA	2
1.1.3 Enrolment Trend Analysis of the Last Three Years of BBS	3
1.1.4 Enrolment Trend Analysis of the Last Three Years of BCA	4
1.1.5 Enrolment Trend Analysis of the Last Three Years of BBM	4
1.1.6 Enrolment Trend Analysis of the Last Three Years of BSc CSIT	5
1.1.7 Enrolment Trend Analysis of the Last Three Years of MA JMC	6
1.1.8 Enrolment Trend Analysis of the Last Three Years of MA Sociology	6
1.1.9 Enrolment Trend Analysis of the Last Three Years of MA English	7
1.2 Pass Rate Trend Analysis	8
1.2.1 Pass Rate Trend Analysis of the Last Three Years	8
1.2.2 Pass Rate Trend Analysis of the Last Three Years of BA	8
1.2.3 Pass Rate Trend Analysis of the Last Three Years of BBS	9
1.2.4 Pass Rate Trend Analysis of the Last Three Years of BCA	10
1.2.5 Pass Rate Trend Analysis of the Last Three Years of BBM	11
1.2.6 Pass Rate Trend Analysis of the Last Three Years of BSc CSIT	11
1.2.7 Pass Rate Trend Analysis of the Last Three Years of MA JMC	12
1.2.8 Pass Rate Trend Analysis of the Last Three Years of MA Sociology	13
1.2.9 Pass Rate Trend Analysis of the Last Three Years of MA English	14
1.3 Graduate Trend Analysis	15
1.3.1 Graduate Trend Analysis of the Last Three Years	15
1.3.2 Graduate Trend Analysis of the Last Three Years of BA	15
1.3.3 Graduate Trend Analysis of the Last Three Years of BBS	16
1.3.4 Graduate Trend Analysis of the Last Three Years of BCA	17
1.3.5 Graduate Trend Analysis of the Last Three Years of BBM	17
1.3.6 Graduate Trend Analysis of the Last Three Years of BSc CSIT	18
1.3.7 Graduate Trend Analysis of the Last Three Years of MA JMC	19
1.3.8 Graduate Trend Analysis of the Last Three Years of MA Sociology	19
1.3.9 Graduate Trend Analysis of the Last Three Years of MA English	20
1.4 Programs	21
1.4.1 Faculty of Humanities and Social Sciences	21
1.4.2 Faculty of Management	21
1.4.3 Faculty of Science and Technology	21
1.4.4 Proposed Academic Programs	21
1.5 Educational Pedagogy	22

2	Physical Progress	23
2.1	Present Physical Infrastructure Status	23
2.2	Educational Aids and Infrastructure	24
3	Financial Progress Analysis of Last Three Fiscal Years	27
3.1	Analysis of Financial Resources/Income of the Last Three Fiscal Years	27
3.2	Recurrent Expenses of Last Three Fiscal Years	27
3.3	Capital Expenditures of the Last Three Fiscal Years	28
3.4	Auditor's Observations in the Last Fiscal Year 2081/082	28
3.5	Steps Taken to Mitigate the Issues Raised by Audit Observations in the Last Fiscal Year	28
4	Social Progress	29
4.1	College's Involvements in Social Activities	29
4.2	Society's Contribution to College	29
4.3	Plan for College's Contribution to Society	29
4.4	Plan for Increased Involvement of Society in the College	29
5	SWOC/SWOT Analysis of Institution	31
5.1	Strengths	31
5.2	Weakness	31
5.3	Opportunities	31
5.4	Challenges/ Threats	31

Acronyms

A.D.	Anno Domini
AGM	Annual General Meeting
BA	Bachelor of Arts
BBM	Bachelor of Business Management
BBS	Bachelor of Business Studies
BCA	Bachelor of Computer Application
BSc CSIT	Bachelor of Science in Computer Science and Information Technology
CMC	College Management Committee
Dr.	Doctor
ECA	Extra-Curricular Activities
EDJs	Educationally Disadvantaged Janajatis
Estd.	Establish
FM	Frequency Modulation
JMC	Journalism and Mass Communication
MA	Master of Arts
MBMC	Madan Bhandari Memorial College
Mr.	Mister
Ms.	Miss
NRs.	Nepalese Rupee
SWOC	Strengths, Weaknesses, Opportunities, and Challenges
TU	Tribhuvan University
UGC	University Grants Commission

Background of the College

Madan Bhandari Memorial College, a non-profit making community institution, was established in 2001 to impart quality education at an affordable cost. The college offers a wide range of academic courses in BA, BBS, BBM, BCA, BSc CSIT, and Master's Degree courses in Sociology, Journalism & Mass Communication, and English. Since its inception, the college has achieved remarkable success in terms of quality education and infrastructural development. It has received generous help from many individuals and institutions for the enhancement of quality education and the development of infrastructural facilities. It is managed by a dedicated team of educationists, academics, and social workers.

“Excellence in Leadership for Transformation” is the vision of college implying to produce a high-quality workforce capable of leading all professional and amateur sectors, thereby bringing about noticeable progressive changes for humanity and nation. The mission of the college is to impart quality education at an affordable cost and to establish the college as one of the excellent academic institutions of the country producing competent human resources. To materialize its vision in reality the college provides several scholarships for deserving students. Besides, the college provides freships to the needy and meritorious students from marginalized and disadvantaged backgrounds, communities, and geographical locations.

The college has established well-equipped labs for the students of science, management, computer science, and humanities. The well-furnished, purposefully constructed classrooms enhance the teaching-learning process. The use of modern technologies such as projectors, computers, and mega screens in the pedagogical process makes this college better than any other educational institution. For the students of Journalism and Mass Communication, the college has established an FM radio station (*Shweta Shardul* FM 93.6 Mhz.) to facilitate and bolster their confidence in a professional career.

The college has diverse forms of Extra-Curricular Activities (ECA) throughout the year. Major ECA activities range from sports to personality development of students. College conducts and national and international workshops, seminars, symposium covering burning issues of educational sector as well as other necessary areas. College also encourages faculty members to participate in such programs.

1 Academic Progress

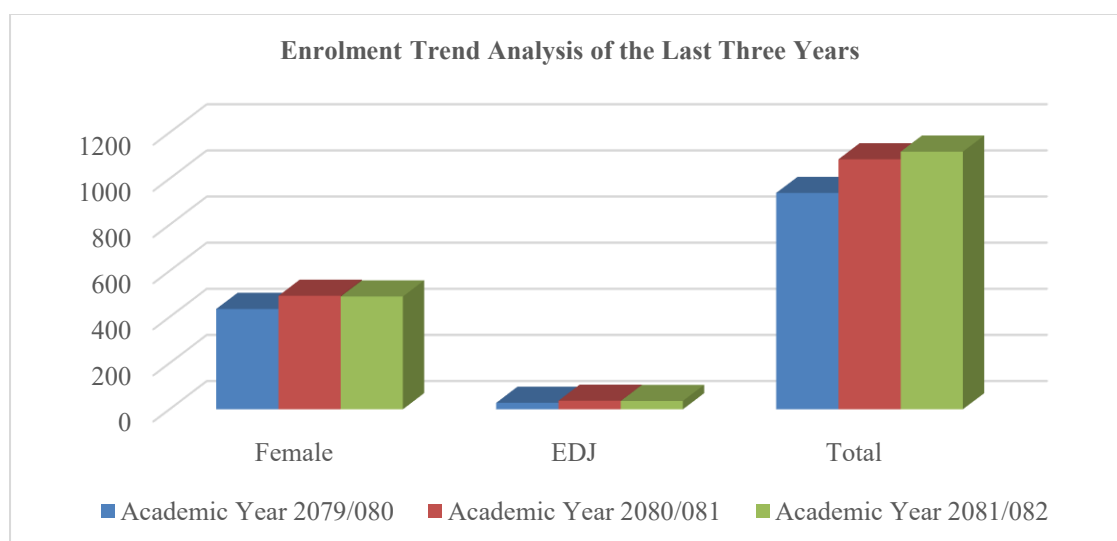
The academic progress section of this report presents an analysis of enrolment, pass number, and graduation number of students at Bachelor's and Master's Level in all faculties disaggregated by females and Dalits.

1.1 Enrolment Trend Analysis

The enrolment progress section of this report presents an analysis of enrolment of students at Bachelor's and Master's Levels in all faculties disaggregated by females and Dalits.

1.1.1 Enrolment Trend Analysis of the Last Three Years

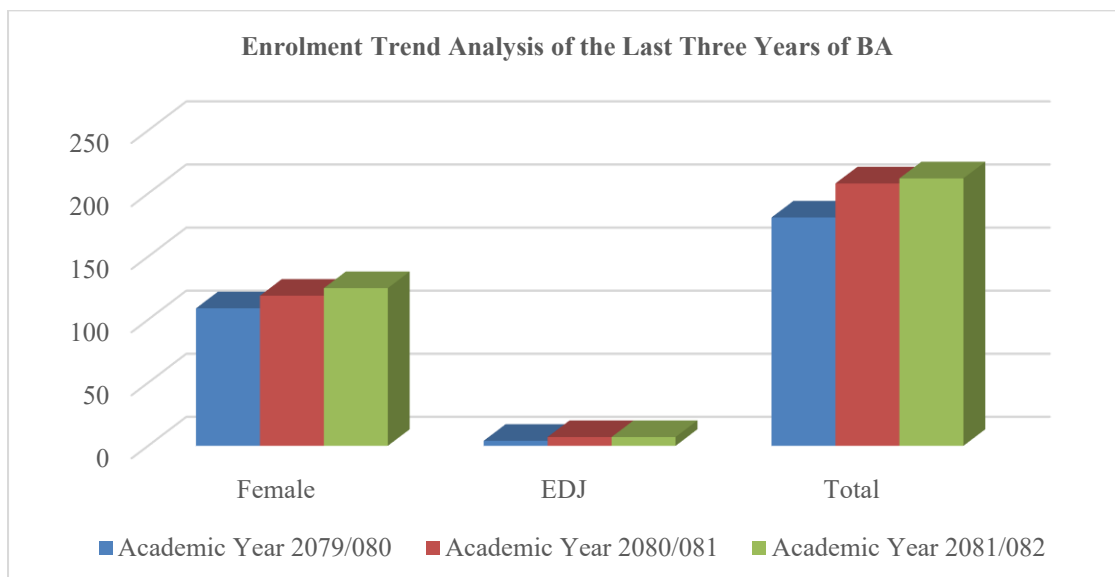
	Academic Year		
	2079/080	2080/081	2081/082
Female	435	492	489
EDJ	28	37	36
Total	938	1084	1117



The above chart illustrates the intake of students at Madan Bhandari Memorial collage. It shows that the enrollment of female students has been consistently increasing over the last three years. The enrollment ratio in the year 2081/082 has stood the highest number where as the lowest with slightly difference is seen in the year 2079/080. Similarly, the female students and EDJs intake has continuous increment in the year 2079/080 an 2080/081 and slightly lower in the year 2080/081.

1.1.2 Enrolment Trend Analysis of the Last Three Years of BA

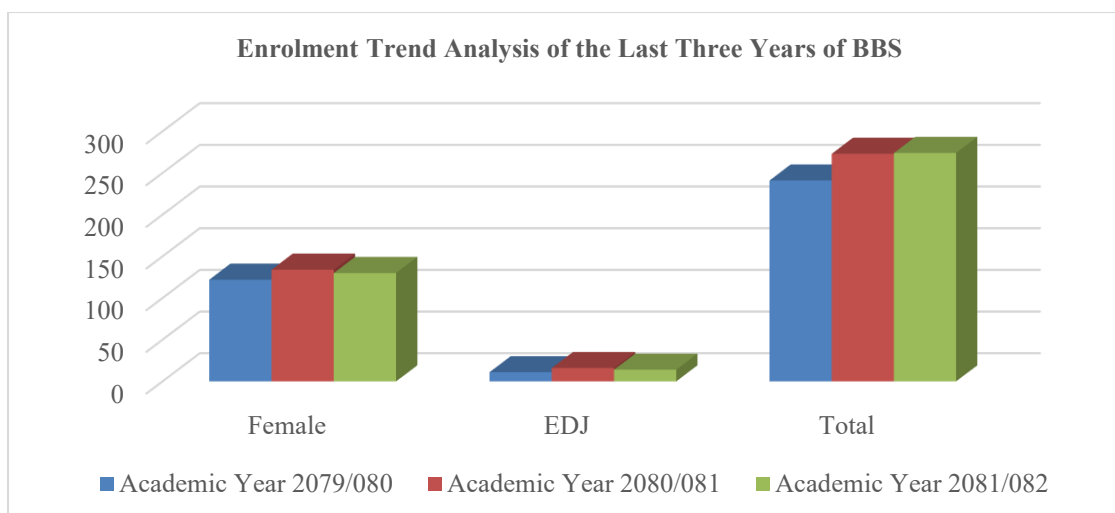
	Academic Year		
	2079/080	2080/081	2081/082
Female	109	119	125
EDJ	4	7	7
Total	181	208	212



The enrolment trend of the last three years in BA at MBMC, illustrated in the above chart shows the continuous growth in female students. The EDJs enrolment has been illustrated as remarkable growth in the year 2080/81 which is almost the double of the year 2079/80. However, the enrolment of EDJ in the year 2081/082 remains the same as that of the year 2080/081.

1.1.3 Enrolment Trend Analysis of the Last Three Years of BBS

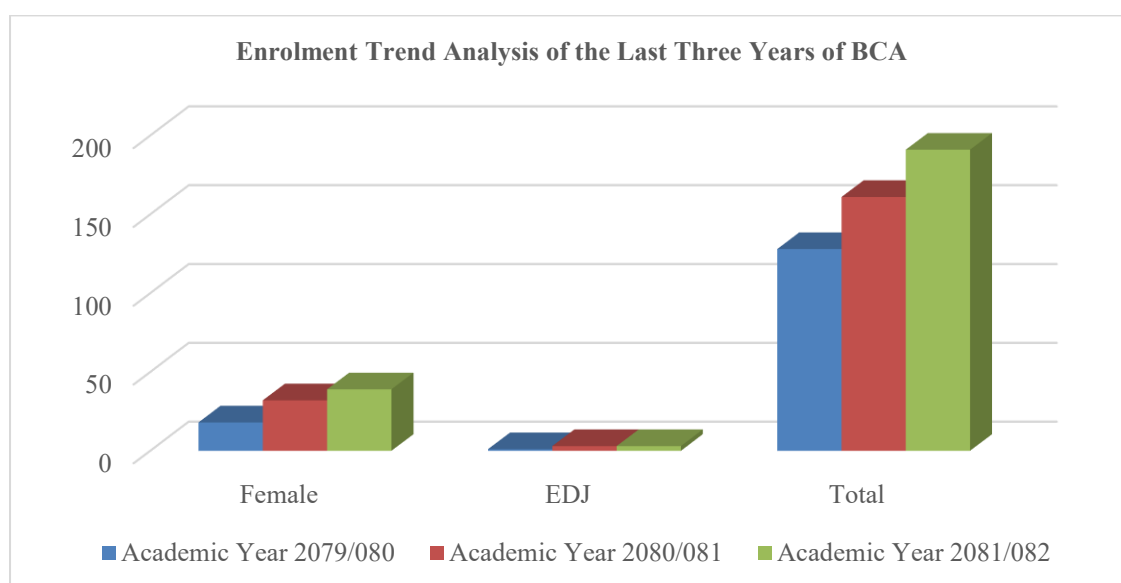
	Academic Year		
	2079/080	2080/081	2081/082
Female	122	134	130
EDJ	11	16	14
Total	241	273	274



The above bar graph illustrates the intake of students in the BBS program along with the female and EDJ students of last three years at MBMC. It shows the consistent growth in the year 2079/080 and 2080/81 with slightly fluctuation in the year 2081/082. But the intake of the last three year is steadily increasing.

1.1.4 Enrolment Trend Analysis of the Last Three Years of BCA

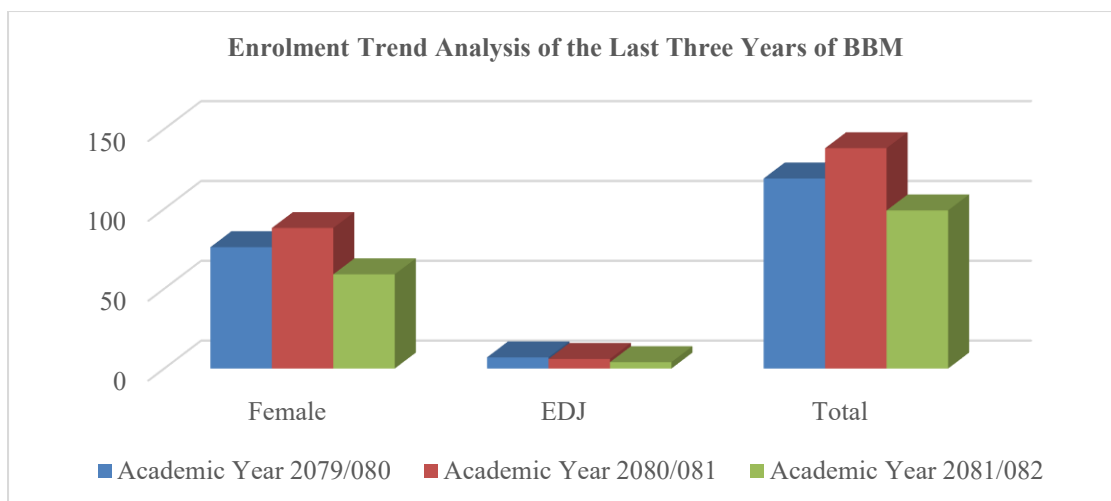
	Academic Year		
	2079/080	2080/081	2081/082
Female	18	32	39
EDJ	1	3	3
Total	128	161	191



The bar graph above illustrates the intake status of the students in BCA program at MBMC along with females and EDJs. The enrollment ratio of last three year is remarkably in increasing order while the enrollment of EDJ slightly increasing in last year and remains the same in this year.

1.1.5 Enrolment Trend Analysis of the Last Three Years of BBM

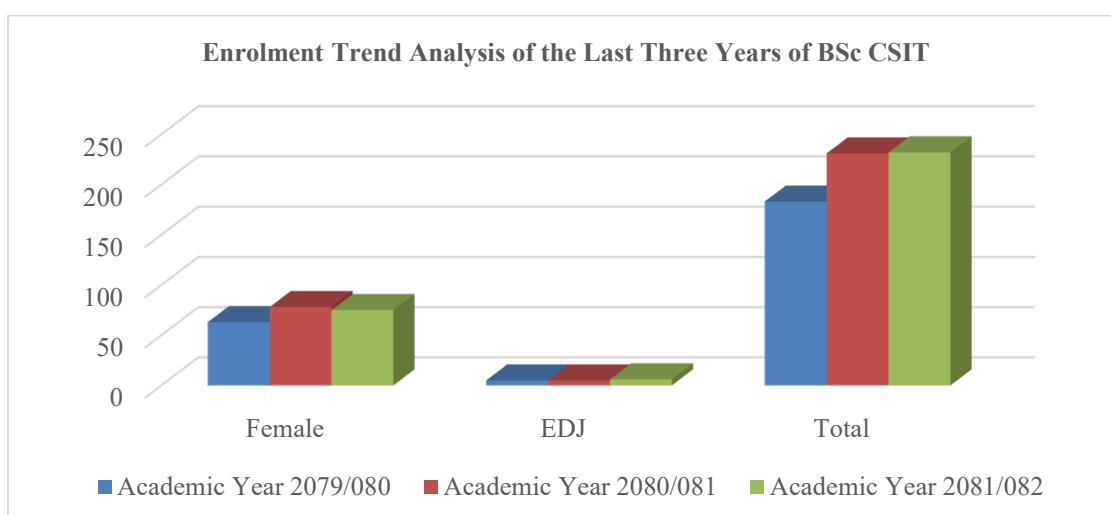
	Academic Year		
	2079/080	2080/081	2081/082
Female	76	88	59
EDJ	7	6	4
Total	119	138	99



The bar graph above illustrates the enrollment status of BBM program at MBMC in the last three years. It shows that the intake in the year 2079/80 remains increasing remarkably where as it elevates downward in the year 2081/82 steadily. Similarly, the intake ratio of EDJ in the last three year is consistently dropping down slightly.

1.1.6 Enrolment Trend Analysis of the Last Three Years of BSc CSIT

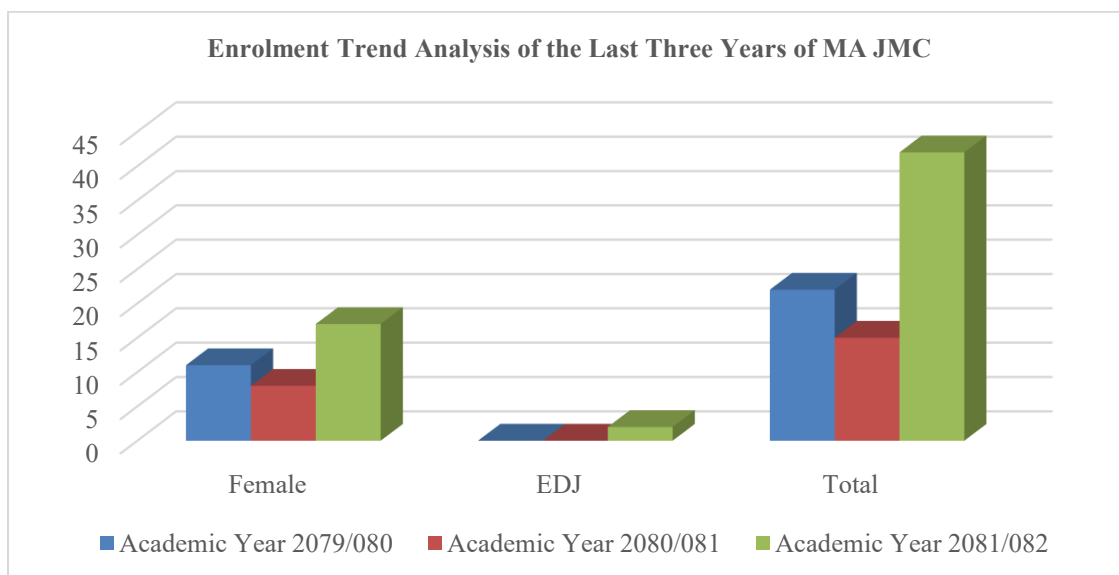
	Academic Year		
	2079/080	2080/081	2081/082
Female	63	78	75
EDJ	5	5	6
Total	183	231	232



The bar graph above illustrates the intake status of the students in BSc CSIT program at MBMC of last three years. The data in the illustration shows the stable and slightly fluctuation of females' intake in every academic year. Furthermore, the enrollment of female students has been the highest while EDJ has remained consistent in the year 2079/080 and 2080/081 with slightly dropping down in the year 2081/082.

1.1.7 Enrolment Trend Analysis of the Last Three Years of MA JMC

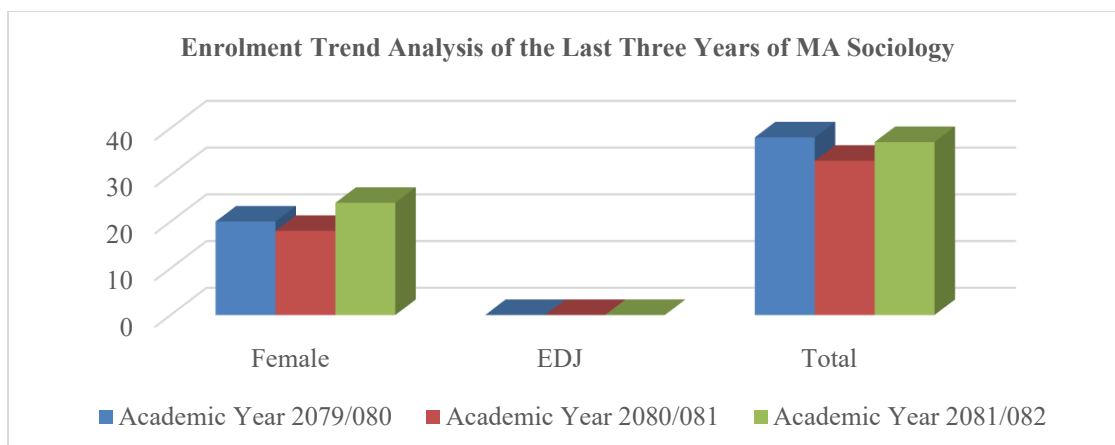
	Academic Year		
	2079/080	2080/081	2081/082
Female	11	8	17
EDJ	0	0	2
Total	22	15	42



The bar graph above illustrates the enrollment data of female students in MA JMC at MBMC of the last three years. The data shows that the intake dropped down in the year 2080/81 while it grew remarkably with more than double in the year 2081/82. The status of EDJ students remain null in first two year but two EDJ students were enrolled in the year 2081/082.

1.1.8 Enrolment Trend Analysis of the Last Three Years of MA Sociology

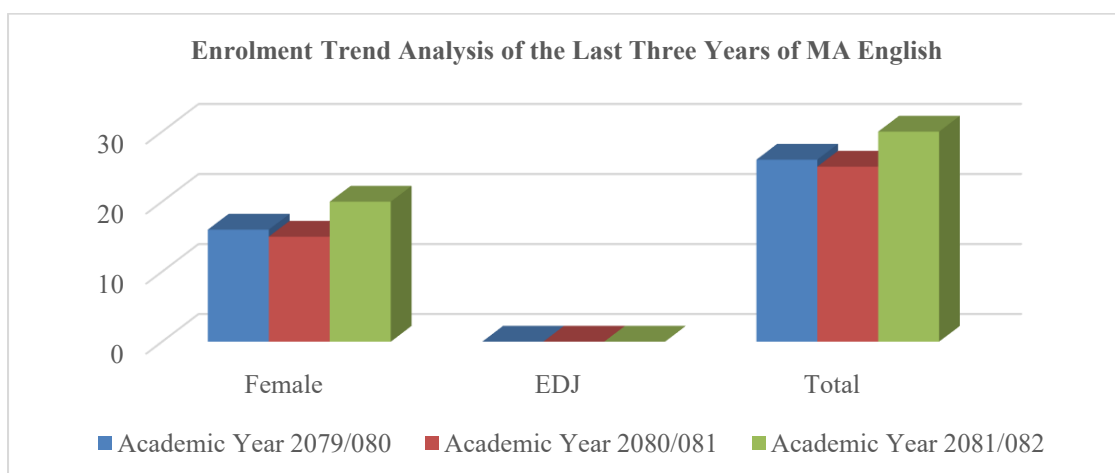
	Academic Year		
	2079/080	2080/081	2081/082
Female	20	18	24
EDJ	0	0	0
Total	38	33	37



The bar graph above illustrates the enrollment status of female students in MA Sociology at MBMC of last three years. The data shows that the enrollment trend remains steadily increasing in the year 2081/082 while it dropped down in the year 2080/081 than that of 2079/080. Furthermore, the enrollment of EDJ students remains null in all the three years.

1.1.9 Enrolment Trend Analysis of the Last Three Years of MA English

	Academic Year		
	2079/080	2080/081	2081/082
Female	16	15	20
EDJ	0	0	0
Total	26	25	30

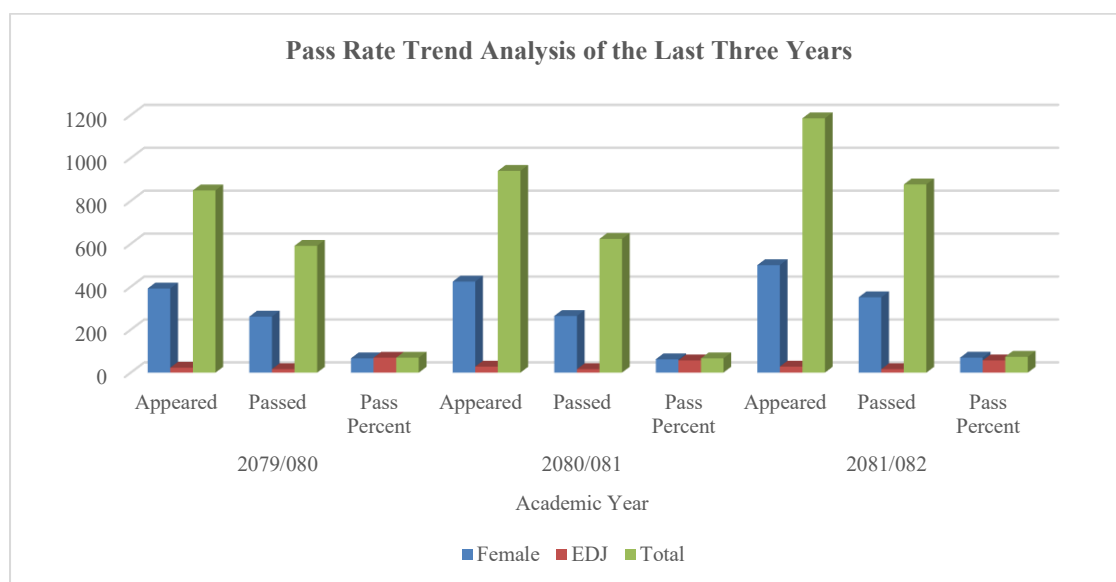


The bar graph above illustrates the enrollment status of female students in MA English at MBMC of the last three years. The data shows that the enrollment trends drop down slightly in the year 2080/81 while it increases remarkably in the year 2081/082. Furthermore, the status of EDJ students' enrollment remains null in last three years.

1.2 Pass Rate Trend Analysis

1.2.1 Pass Rate Trend Analysis of the Last Three Years

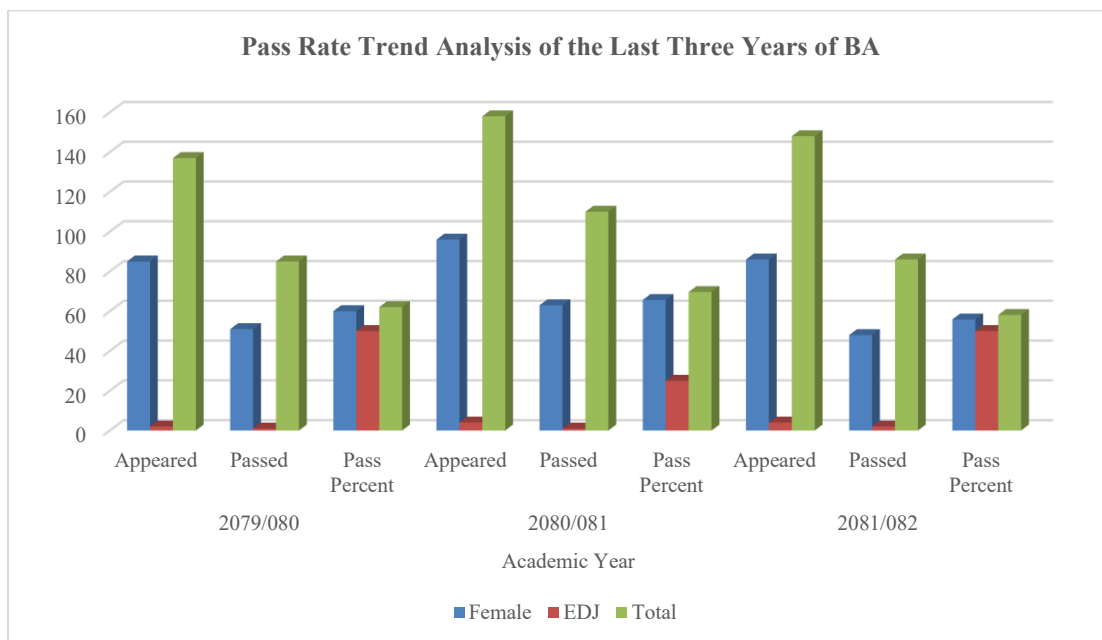
	Academic Year								
	2079/080			2080/081			2081/082		
	Appeared	Passed	Pass Percent	Appeared	Passed	Pass Percent	Appeared	Passed	Pass Percent
Female	392	261	66.58	424	264	62.26	501	351	70.06
EDJ	23	16	69.57	28	16	57.14	28	16	57.14
Total	849	591	69.61	940	623	66.28	1185	877	74.01



The bar graph above illustrates the trends of students pass rate at MBMC of last three years. The data indicates the fluctuating performance records. The female students' performance was lowering down in the year 2080/081 while they improve remarkably in the year 2081/082. The EDJ students' performance in the year 2079/080 is the highest which lowers down in the year 2080/081 and remains the same status in the year 2081/082. However, the pass percentage has been satisfactory in the year 2079/080 and 2081/082.

1.2.2 Pass Rate Trend Analysis of the Last Three Years of BA

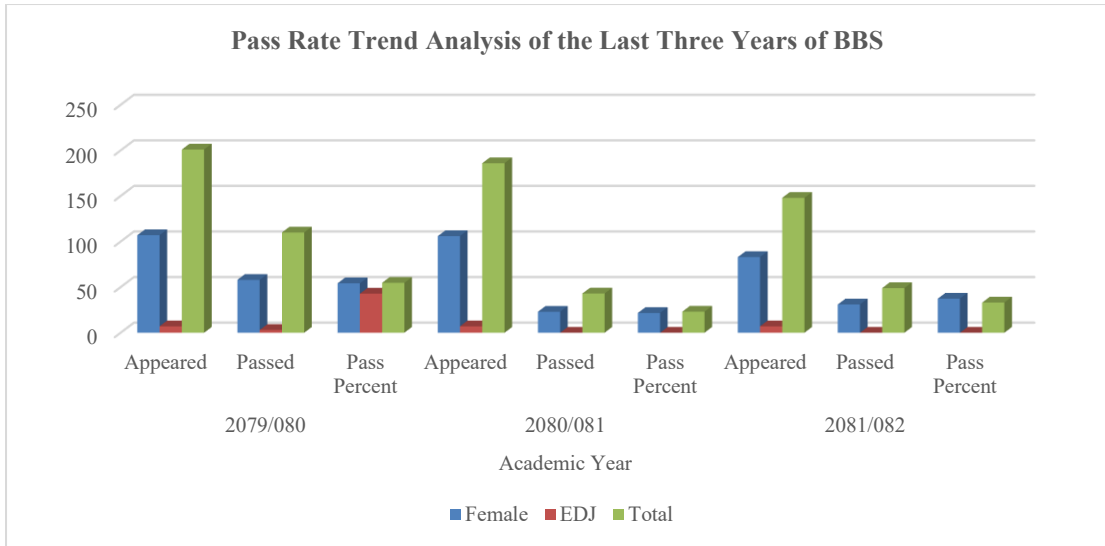
	Academic Year								
	2079/080			2080/081			2081/082		
	Appeared	Passed	Pass Percent	Appeared	Passed	Pass Percent	Appeared	Passed	Pass Percent
Female	85	51	60.00	96	63	65.63	86	48	55.81
EDJ	2	1	50.00	4	1	25.00	4	2	50.00
Total	137	85	62.04	158	110	69.62	148	86	58.11



The bar graph above illustrates the trend of pass rate in BA students of the last three years. The data shows the fluctuating performance of the students while the pass rate was higher in the year 2080/081. The pass rate remains low in the year 2081/082 while it was in increasing order in the year 2080/081. Although the enrollment rate of EDJ students remains very low, the pass rate remains highly fluctuating. The trend does not show the satisfactory performance of EDJ students in past three years while only 25% students were successful in the year 2080/081 and 50% in the year 2079/080 and 2081/082.

1.2.3 Pass Rate Trend Analysis of the Last Three Years of BBS

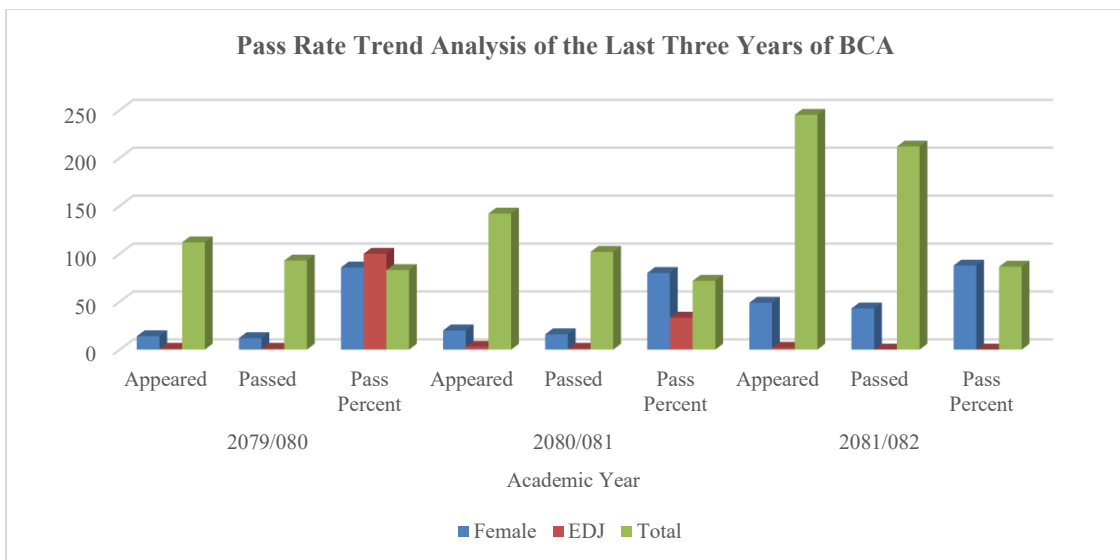
	Academic Year								
	2079/080			2080/081			2081/082		
	Appeared	Passed	Pass Percent	Appeared	Passed	Pass Percent	Appeared	Passed	Pass Percent
Female	107	58	54.21	106	23	21.70	83	31	37.35
EDJ	7	3	42.86	7	0	0.00	7	0	0.00
Total	201	110	54.73	186	43	23.12	148	49	33.11



The bar graph above illustrates the trend of BBS faculty students' pass rate at MBMC in the last three years. The data shows the highly fluctuating trend of students performance. Although the students pass rate has increased in the year 2081/082, the performance in the year 2080/081 remains the lowest. Furthermore, the performance of EDJ students remains consistently meager as the pass rate remains null in the year 2080/081 and 2081/082.

1.2.4 Pass Rate Trend Analysis of the Last Three Years of BCA

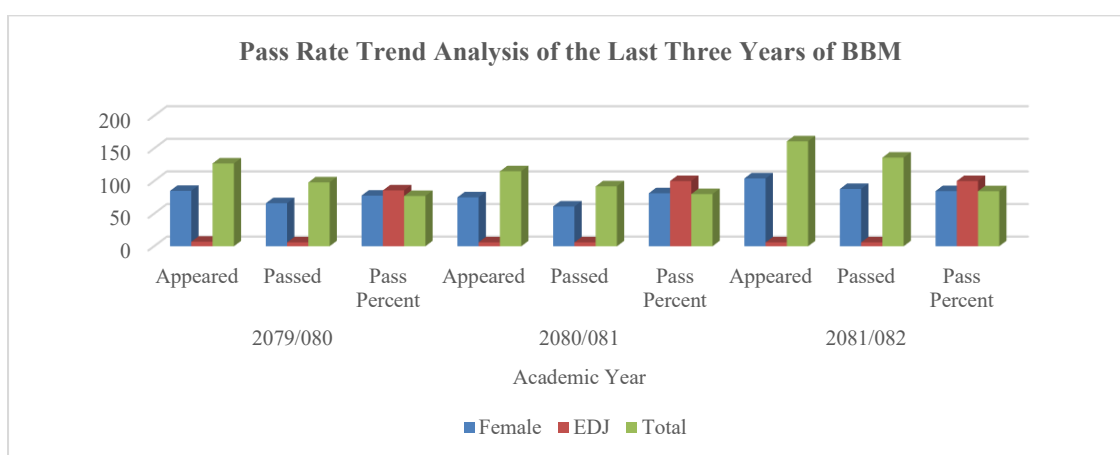
	Academic Year								
	2079/080			2080/081			2081/082		
	Appeared	Passed	Pass Percent	Appeared	Passed	Pass Percent	Appeared	Passed	Pass Percent
Female	14	12	85.71	20	16	80.00	49	43	87.76
EDJ	1	1	100.00	3	1	33.33	2	0	0.00
Total	112	93	83.04	142	102	71.83	245	212	86.53



The bar graph above illustrates the trend of BCA students' performance at MBMC in the last three years. The data shows the slightly fluctuation but the satisfactory performance of students studying BCA at MBMC. Although the performance of female students and in total students is outstanding, the performance of EDJ students, even though the enrollment is very low, shows the consistently low as it remains null in the year 2081/082.

1.2.5 Pass Rate Trend Analysis of the Last Three Years of BBM

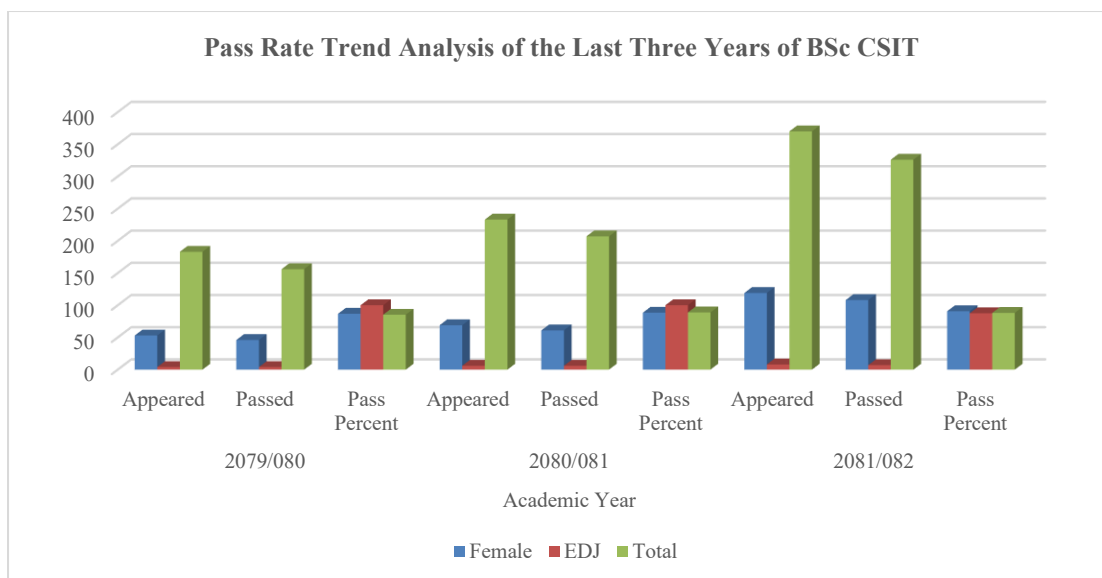
	Academic Year								
	2079/080			2080/081			2081/082		
	Appeared	Passed	Pass Percent	Appeared	Passed	Pass Percent	Appeared	Passed	Pass Percent
Female	85	66	77.65	75	61	81.33	104	88	84.62
EDJ	7	6	85.71	6	6	100.00	6	6	100.00
Total	127	98	77.17	115	92	80.00	161	136	84.47



The bar graph above illustrates the pass rate trend of BBM studying students at MBMC in last three years. The data shows consistently increasing performance of the students. The female students performance in last three years is steadily growing having 84% pass rate in the year 2081/082. The performance of EDJ students remains outstanding with 100% pass rate in the year 2080/081 and 2081/082.

1.2.6 Pass Rate Trend Analysis of the Last Three Years of BSc CSIT

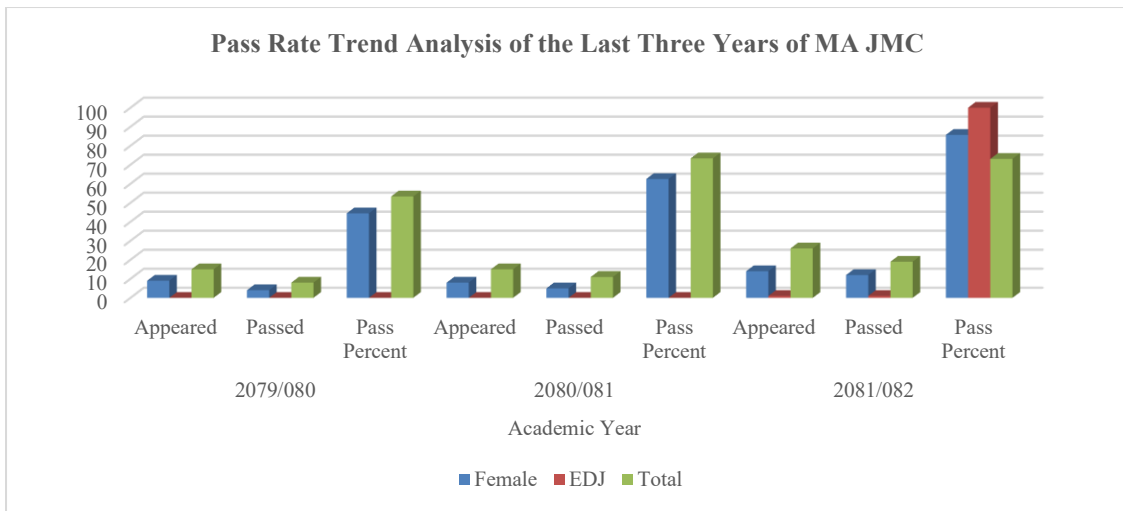
	Academic Year								
	2079/080			2080/081			2081/082		
	Appeared	Passed	Pass Percent	Appeared	Passed	Pass Percent	Appeared	Passed	Pass Percent
Female	53	46	86.79	69	61	88.41	119	108	90.76
EDJ	4	4	100.00	6	6	100.00	8	7	87.50
Total	183	156	85.25	233	207	88.84	370	326	88.11



The bar graph above illustrates the pass rate trend of BSc CSIT studying students at MBMC in last three years. The data shows that the students' performance in BSc CSIT remains consistently outstanding in last three years and relics reliably increasing in order. Although the EDJ students' performance in BSc CSIT appears to be decreasing in the year 2081/082, it was 100% pass rate in the year 2079/080 and 20880/081. Furthermore, the performance of female students in BSc CSIT reaches at the peak in the year 2081/082 with 90.76%.

1.2.7 Pass Rate Trend Analysis of the Last Three Years of MA JMC

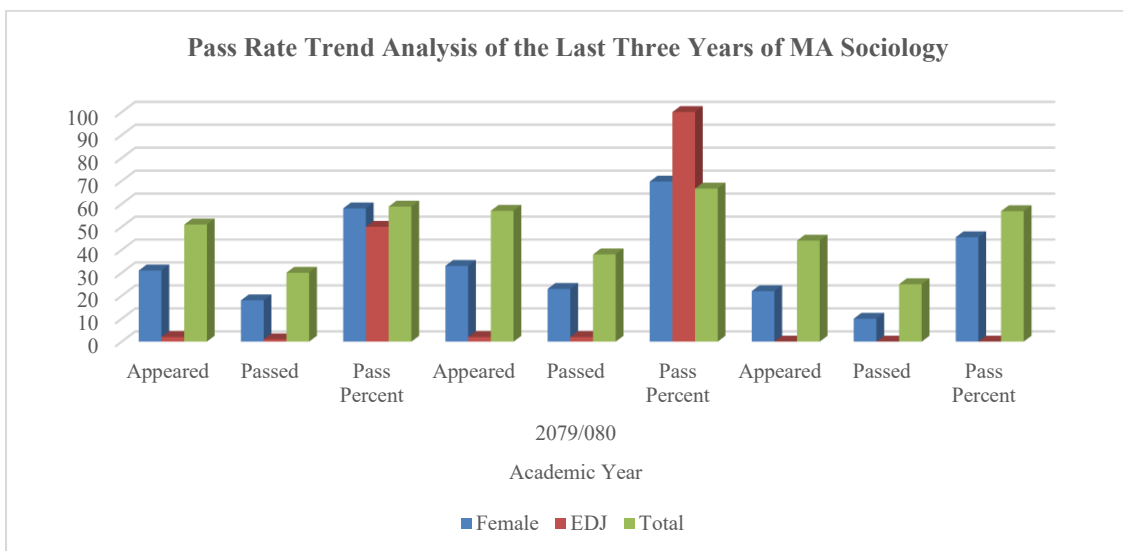
	Academic Year								
	2079/080			2080/081			2081/082		
	Appeared	Passed	Pass Percent	Appeared	Passed	Pass Percent	Appeared	Passed	Pass Percent
Female	9	4	44.44	8	5	62.50	14	12	85.71
EDJ	0	0	0.00	0	0	0.00	1	1	100.00
Total	15	8	53.33	15	11	73.33	26	19	73.08



The bar graph above illustrates the pass rate trend of MA JMC students at MBMC in last three years. The data shows unswervingly increasing trend in student performance in three years. The performance of female students is radically growing with 85.71% pass rate in the year 2081/082 while it was 44.44% in the year 2079/080. Although, the enrollment of EDJ students in MA JMC is very low, the performance is outstanding with 100% pass rate.

1.2.8 Pass Rate Trend Analysis of the Last Three Years of MA Sociology

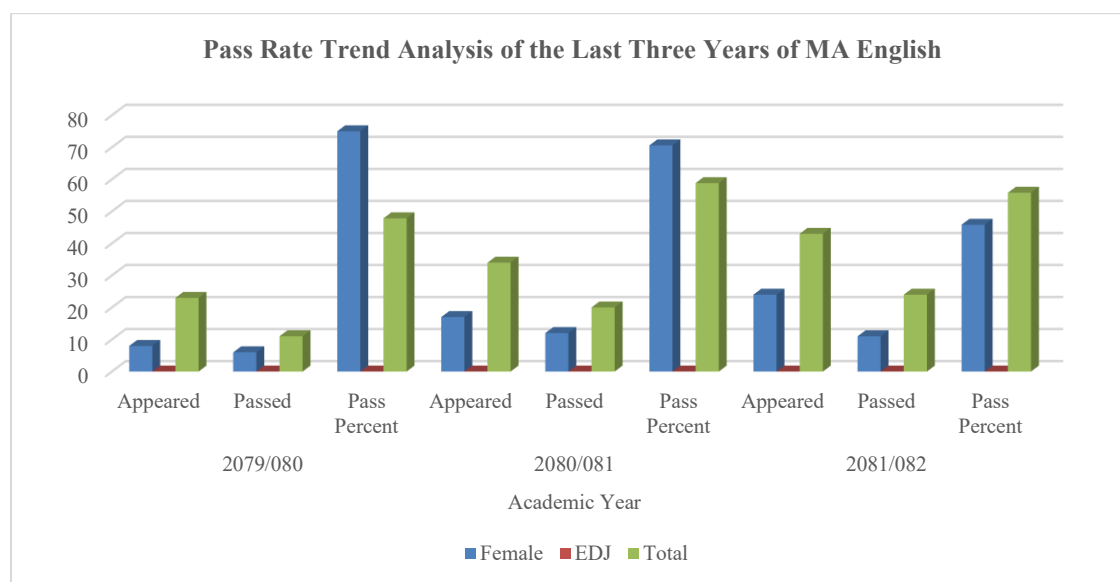
	Academic Year								
	2079/080			2080/081			2081/082		
	Appeared	Passed	Pass Percent	Appeared	Passed	Pass Percent	Appeared	Passed	Pass Percent
Female	31	18	58.06	33	23	69.70	22	10	45.45
EDJ	2	1	50.00	2	2	100.00	0	0	0.00
Total	51	30	58.82	57	38	66.67	44	25	56.82



The bar graph above illustrates the pass rate trend of MA Sociology students at MBMC in last three years. The data shows the fluctuating order in students' performance. The performance in the year 2080/081 was increasing in order whereas the pass rate decreases in the year 2081/082. The performance of female students was increasing in the year 2080/081 while it falls in to 45.45% in the year 2081/082. Furthermore, the performance of EDJ students remains consistently growing although the enrollment is very low.

1.2.9 Pass Rate Trend Analysis of the Last Three Years of MA English

	Academic Year								
	2079/080			2080/081			2081/082		
	Appeared	Passed	Pass Percent	Appeared	Passed	Pass Percent	Appeared	Passed	Pass Percent
Female	8	6	75.00	17	12	70.59	24	11	45.83
EDJ	0	0	0.00	0	0	0.00	0	0	0.00
Total	23	11	47.83	34	20	58.82	43	24	55.81

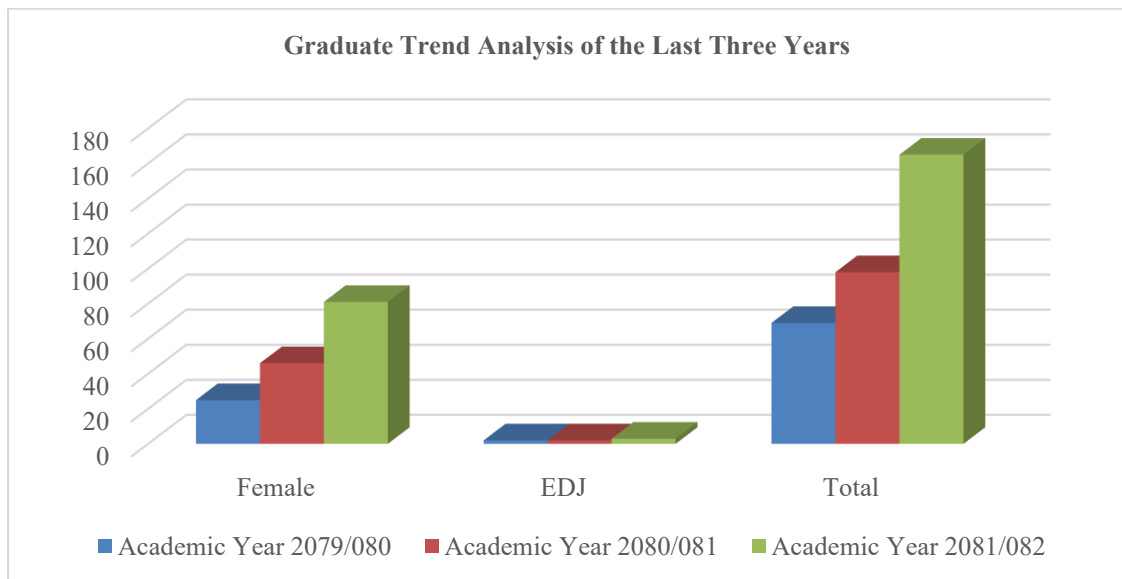


The bar graph above illustrates the pass rate trend of MA English students at MBMC in last three years. The data shows the slightly fluctuating performance of MA English students. The performance of female students in MA English is consistently decreasing in order having lowest in the year 2081/082 with 45.83% pass rate. The enrollment of EDJ students remains null in last three years.

1.3 Graduate Trend Analysis

1.3.1 Graduate Trend Analysis of the Last Three Years

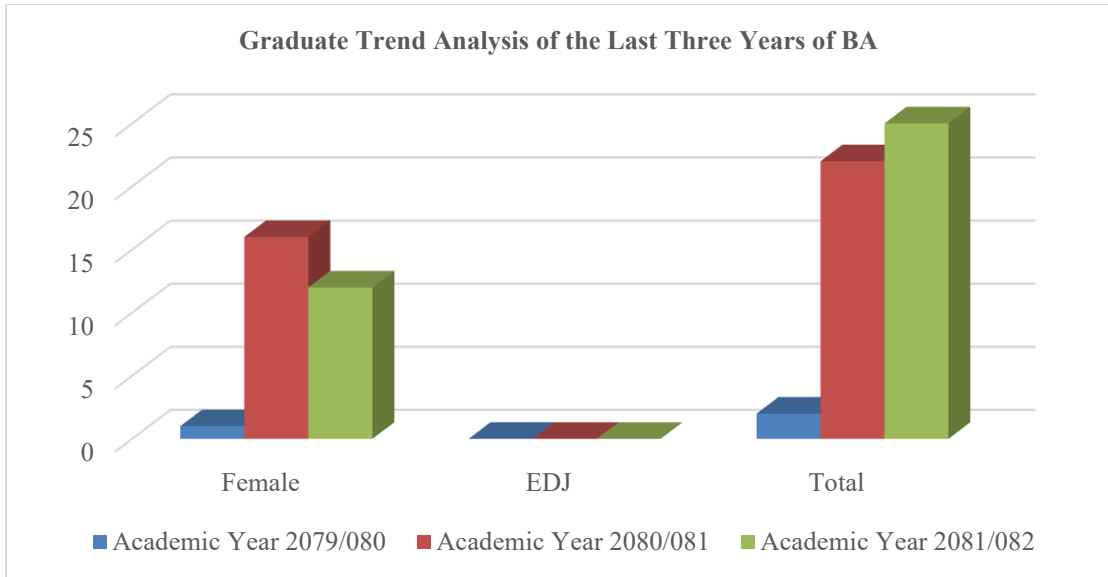
	Academic Year		
	2079/080	2080/081	2081/082
Female	25	46	81
EDJ	2	2	3
Total	69	98	165



The chart above illustrates the remarkable increment in the number of graduate students at MBMC in last three years. The data shows that the female students graduate ration has been consistently increasing and the highest graduates are in the year 2081/082. Furthermore, the number of EDJ graduates are relatively low as their enrollment was low in number.

1.3.2 Graduate Trend Analysis of the Last Three Years of BA

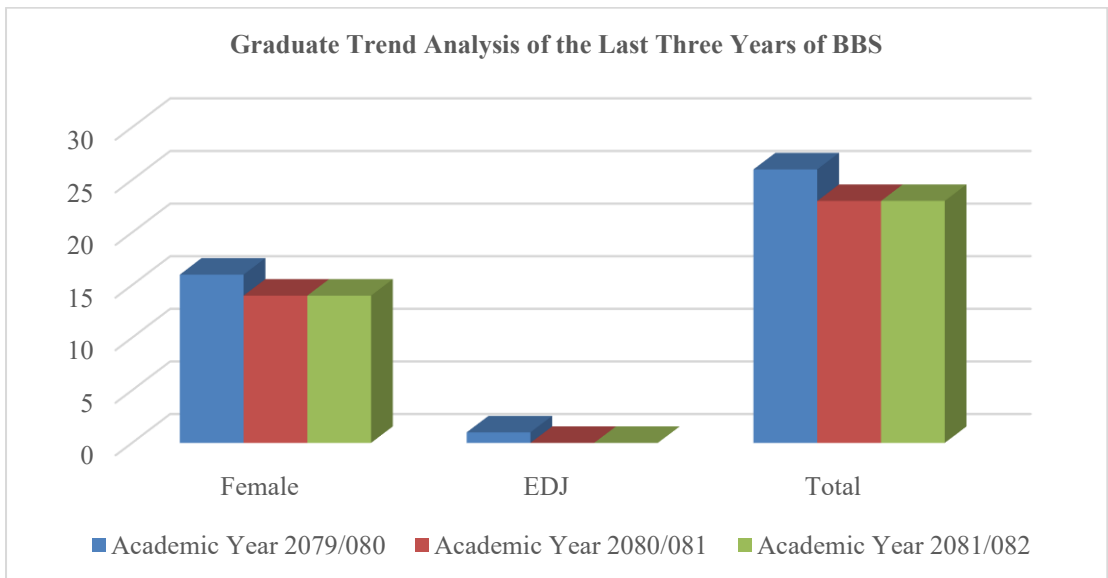
	Academic Year		
	2079/080	2080/081	2081/082
Female	1	16	12
EDJ	0	0	0
Total	2	22	25



The chart illustrates the graduate students' status at MBMC in the BA program of Faculty of Humanities and Social Sciences in last three years. The data shows the regular increasing order of graduate students. The number of female graduates was high in the year 2080/081 and lower down in in the year 2081/082. The chart shows that the number of EDJ graduates remains null.

1.3.3 Graduate Trend Analysis of the Last Three Years of BBS

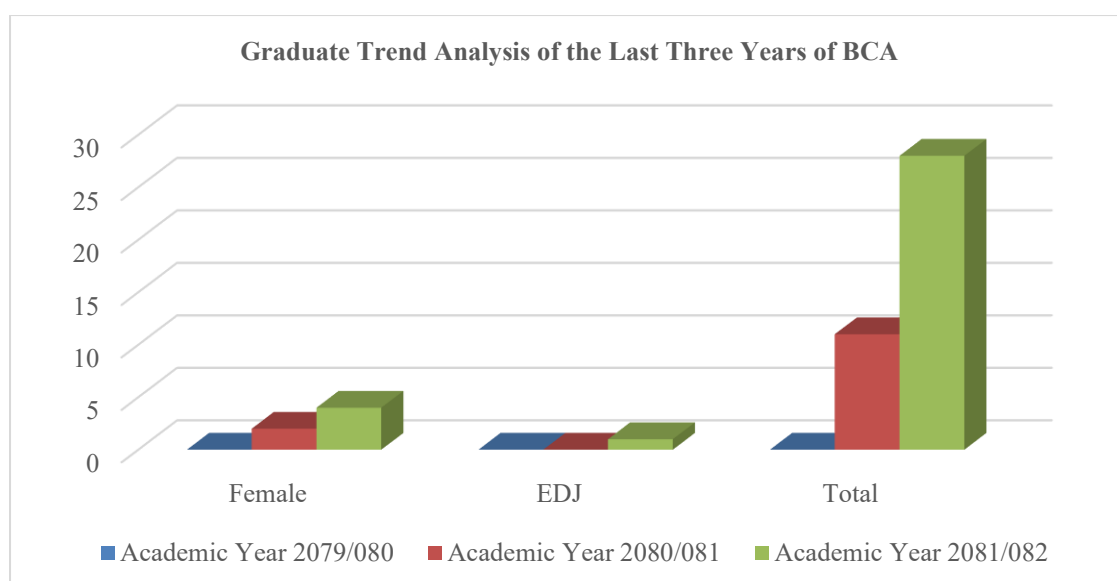
	Academic Year		
	2079/080	2080/081	2081/082
Female	16	14	14
EDJ	1	0	0
Total	26	23	23



The chart above illustrates the graduate students' status in the faculty of BBS at MBMC in last three years. The data shows the slightly fluctuating status of graduates. The number of graduates in the year 2080/081 and 2081/082 remains the equal where as the number of graduates in the year 2079/080 was high with 26. The number of female graduates as well remains equal in last two year and was high in the year 2079/080 with 16. The status of EDJ remains null in last two year and was 1 in the year 2079/080.

1.3.4 Graduate Trend Analysis of the Last Three Years of BCA

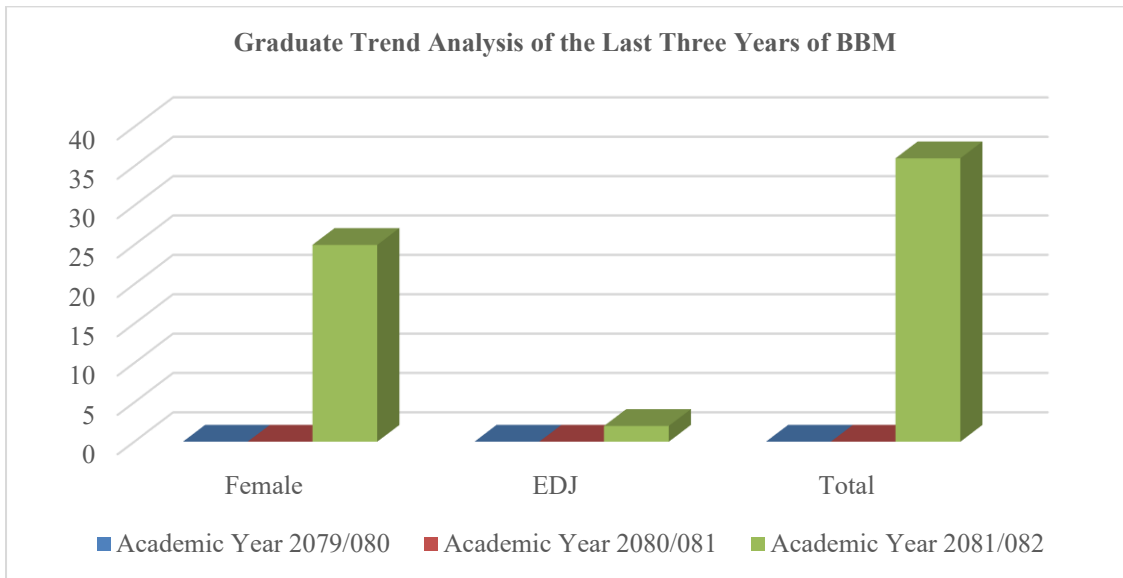
	Academic Year		
	2079/080	2080/081	2081/082
Female	-	2	4
EDJ	-	0	1
Total	-	11	28



The chart above illustrates the graduate students in BCA at MBMC in last three years. The data shows the increasing number graduates in the year 2081/082 with 28. Similarly, the number of female graduates remains very low in last two years. Furthermore, the number of EDJ graduates in BCA remains significantly low with a graduate in the year 2081/082.

1.3.5 Graduate Trend Analysis of the Last Three Years of BBM

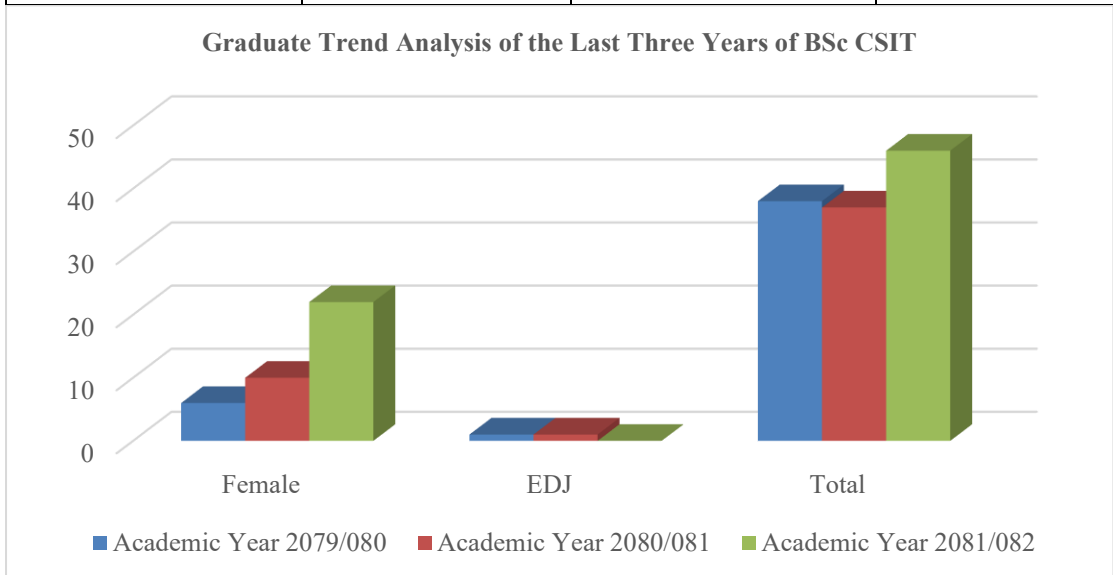
	Academic Year		
	2079/080	2080/081	2081/082
Female	-	-	25
EDJ	-	-	2
Total	-	-	36



The chart above illustrates the number of graduate students in BBM at MBMC in the year 2081/082 as the program BBM was started at MBMC in the year 2076. The data further states that the number of BBM graduate in the year 2081/082 with 36 where the female graduate remains 25 and 2 graduates from EDJ.

1.3.6 Graduate Trend Analysis of the Last Three Years of BSc CSIT

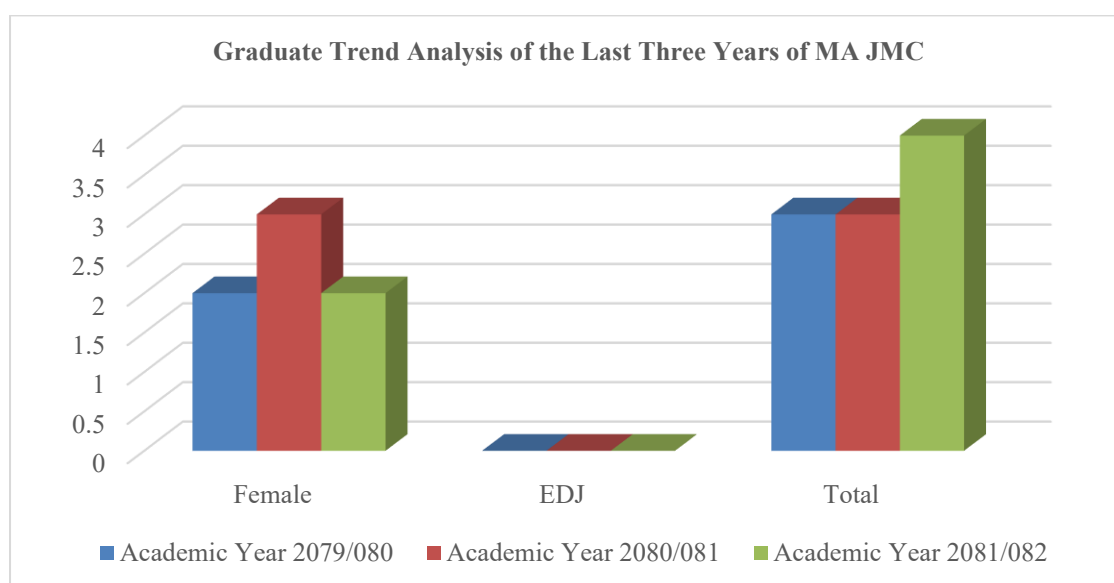
	Academic Year		
	2079/080	2080/081	2081/082
Female	6	10	22
EDJ	1	1	0
Total	38	37	46



The chart above illustrates the fluctuating number of graduate in BSc CSIT program in last three years. The data shows that the number of female graduates in BSc CSIT is remarkably increasing in order where as the number of EDJ remain significantly low having null in the year 2081/082.

1.3.7 Graduate Trend Analysis of the Last Three Years of MA JMC

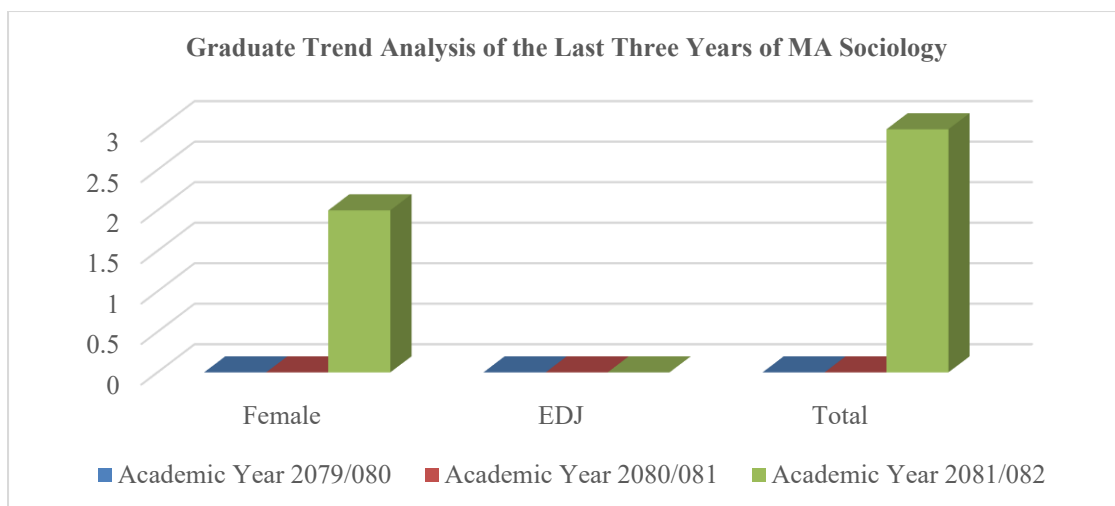
	Academic Year		
	2079/080	2080/081	2081/082
Female	2	3	2
EDJ	0	0	0
Total	3	3	4



The chart above illustrates the number of graduates in MA JMC at MBMC in last three years. The data shows the slightly fluctuating number of graduates along with female and EDJ graduates. The data indicates the remarkably low number of graduates over the last three years having null in EDJ.

1.3.8 Graduate Trend Analysis of the Last Three Years of MA Sociology

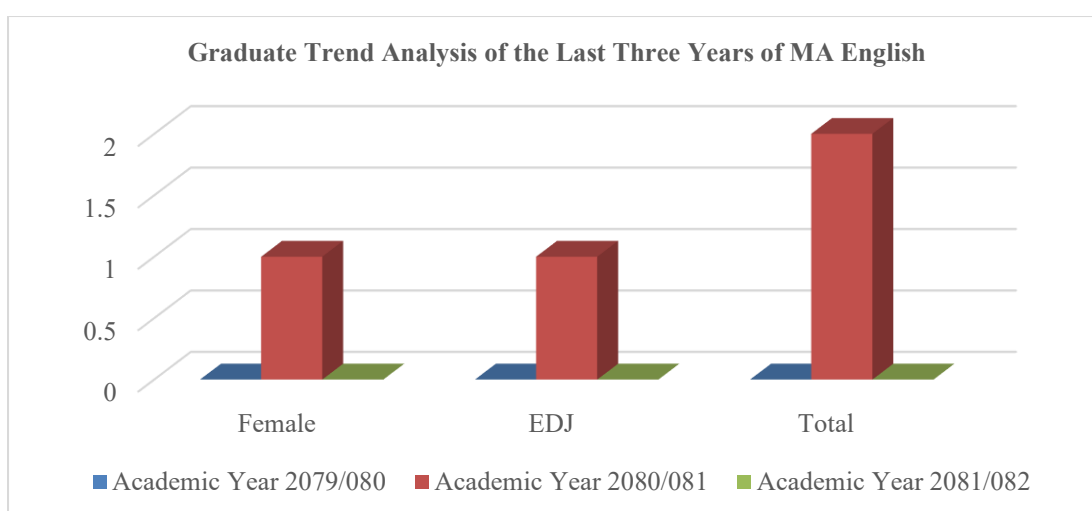
	Academic Year		
	2079/080	2080/081	2081/082
Female	0	0	2
EDJ	0	0	0
Total	0	0	3



The chart above illustrates the number of graduates in MA Sociology at MBMC over the last three years. The data shows that only 3 graduates are graduated from the college where the 2 students were the female graduates having null graduates in EDJ.

1.3.9 Graduate Trend Analysis of the Last Three Years of MA English

	Academic Year		
	2079/080	2080/081	2081/082
Female	0	1	0
EDJ	0	1	0
Total	0	2	0



The chart above illustrates the trend of graduates in MA English at MBMC in last three years. The data shows that there are altogether 2 graduates graduated in the year 2080/081 having equal number in female and EDJ students. There are no graduates in the year 2079/080 and 2081/82.

1.4 Programs

Currently, the following courses are running in Humanities, Science, and Management stream in the college.

1.4.1 Faculty of Humanities and Social Sciences

- a. MA (Masters of Arts)
 - English
 - Sociology
 - Journalism and Mass Communication
- b. BA (Bachelors of Arts)
- c. BCA (Bachelor of Computer Applications)

1.4.2 Faculty of Management

- a. BBS (Bachelors of Business Studies)
- b. BBM (Bachelors of Business Management)

1.4.3 Faculty of Science and Technology

- a. BScCSIT (Bachelors of Science in Computer Science and Information Technology)

1.4.4 Proposed Academic Programs

- a. Bachelor of Business Administration (BBA)
- b. Bachelor of Arts Bachelor of Laws (BALLB)
- c. Bachelor of Information Technology (BIT)
- d. Post Graduate Diploma in Education (PGD Education)
- e. Master of Information Technology (MIT)
- f. Master of Management Studies (MBS)
- g. Master of Science in Computer Science and Information Technology (MScCSIT)

1.5 Educational Pedagogy

The college is committed to pedagogical excellence which is reflected in our vision “Excellence in Leadership for Transformation.” As the needs of learners, the college is committed to implement the innovations in pedagogical strategies. As the college expands opportunities for faculty and students to become involved in applied research and scholarship activity, the college expands the definition of applied learning and further define its polytechnic identity. The college always strives to deliver an excellent educational experience to all of its students and is committed to open personal development opportunities.

As an institution, the college embraces the spirit of continuous improvement, and endeavor to provide opportunities for all its stakeholders to engage in dialogue and learning related to our long-term strategic direction. The college, as prescribed by the Tribhuvan University, follows and applies the different educational pedagogies. The commonly used pedagogies: Lecture-Based Teaching, Interactive Teaching, Seminar or presentation, Project-Based Teaching, Lab-Based or Practical Learning, ICT and LMS Based Teaching, Continuous Assessment, Case Based Teaching, Field Visits and Internship pedagogy and Research Oriented Pedagogy are the bases of educational pedagogy at MBMC. The pedagogy depends upon the nature and requirement of students better learning. MBMC provides ample infrastructures required for implementing these educational pedagogies for effective learning to its students.

2 Physical Progress

The college runs bachelor's and master's programs in its own land and buildings. The college premises cover approximately 7 Ropanis of land, where there are three concrete buildings. The classrooms are well furnished and well-equipped. There is CCTV surveillance in and around the college. Different laboratories are installed for BCA, BSc CSIT and BBM programs. The college radio- *Radio Shweta Shardul* 93.6 MHz has been a laboratory for the student of Journalism and Mass Communication. The college ground is also used to play basketball and recreational activities. The college has its own auditorium hall with the capacity of 250 seats at a time. The college has been upgrading its physical strength to facilitate students for the enhancement of academic and extracurricular activities of the students.

2.1 Present Physical Infrastructure Status

a. Vehicles

SN	Particular	Quantity	Remarks
1	EV Vehicle	1	

b. Land and Building

SN	Particular	Quantity	Remarks
1	Buildings	5	
2	Class Rooms	32	
3	Laboratory	7	

c. Furniture and Fixture

SN	Particular	Quantity	Remarks
1	Desks and Benches	394	
2	Tables and Chairs	858	

d. Office Equipment

SN	Particular	Quantity	Remarks
1	Generators	4	50 KVA, 20 KVA, 5 KVA and 3 KVA
2	Computers Set	133	
3	Printers	12	
4	Photocopy Machines	3	
5	Overhead and Multimedia Projectors	8	
6	TV Screen	27	
7	Radio Transformer	1	

SN	Particular	Quantity	Remarks
8	Mixer	4	
9	Audio Mic	2	
10	Video Switcher and Mixer	2	
11	Power Transformer	1	
12	Air Condition (AC)	11	
13	Sound System Set	2	
14	Sound System Light Set	1	
15	DSLR Camera	1	
16	Audio Video Recording Camera	2	

2.2 Educational Aids and Infrastructure

a. Building and Classrooms

Madan Bhandari Memorial College owns three-building covering approximately seven *ropanies* and one *annas* of land with more than 32 well-furnished rooms for conducting the teaching-learning activities.

b. Library

The college has an excellent library containing 10,528 books, magazines, and journals. The library has an excellent digital database and high-speed internet connectivity to facilitate the students and research scholars. This year the library racks have been upgraded with the grants from UGC. Furthermore, library still needs financial assistance to add more books to facilitate the students to get wider range of learning materials.

c. Furniture and Accessories

For pedagogical activities, we have well-equipped and well-furnished classrooms. We have a total of 394 desks and benches, 858 chairs and tables, and 91 cabinets for office purposes.

The college has been upgrading its furniture and accessories based on the aid received from different sectors. The college has received Rs. 10,00,000.00 grants from University Grants Commission and has upgraded the furniture. With this grant, the college has upgraded chairs in laboratory, upgraded racks in college library, managed cupboards and racks for the offices and table and chair are managed in faculty room.

d. Laboratory, Computer, and CCTV

To impart knowledge in the area of information and technology, the College has established 7 well-equipped laboratories of science, computer, hotel management, journalism, and information technology. The college has more than 133 computers, 8 overhead projectors, 12 printers, 27 mega screens, and 3 photocopy machines to facilitate the teaching-learning and to support the administrative activities.

To support the security measures, the college classrooms and premises are equipped with 56 channel web support night vision closed-circuit television (CCTV) system.

e. Scholarship

College has provision of scholarship during enrolment and in-between study time as per the merit. Scholarship is for the needy and deserving students in different categories. College also assists external scholarship offered by various institutions.

f. Digitalization Program

The college has started the digitalization in every area of college activities under the support from UGC. The first phase of digitalization process has been done with connectivity and ICT for which the college has received Rs. 5,00,000.00 from UGC. The college has conducted different faculty empowerment training conducted in college. The college aims at accomplishing the process of digitalization in collaboration with UGC.

g. Entrepreneurship Support Program (ESP)

The college has started entrepreneurship support program under the support from UGC as a non-credit course. The orientation has been done to more than 50 students about the program and classes have been started. The college has the aim to produce entrepreneurs with this support program.

h. Outreach and Extension Service

College is conducting outreach and extension services in different parts of Nepal. Our resources enlighten their expertise in other organizations and offer community services in coordination with students.

i. Auditorium, Multimedia, and Research Management Cell

The college has a well-furnished auditorium with more than 250 conference seats. Similarly, the college with the grant assistance of the University Grants Commission has established a Research Management Cell to facilitate research activities. The classrooms are also equipped with modern teaching aids. There are 10 television screens for such purposes.

j. Playground

The college has a large playground for different sporting activities; it can also be used for organizing assemblies and public events.

k. Power Backup

For ensuring uninterrupted teaching-learning activities, the college has installed two electricity generators: 50 KVA, 20 KVA, 5 KVA and 3 KVA. Besides, the college has also installed large batteries with inverters to support the radio transmission and office computer systems.

l. FM Radio Station

The college owns a radio station named *Radio Shweta Shardul 93.6 MHz* which is being aired from the college premises. The radio can be heard in the Kathmandu valley and its vicinity. The radio station has its own production studio, control room, and radio tower.

The radio station is mainly used for disseminating news, views, and entertainment programs. The radio has downlink agreements with national and international radio stations. National agreements are particularly with community radio networks; as for international, BBC Nepali Service is broadcast through this radio station.

We received 1250000/- (In words Rupees Twelve Lakh Fifty Thousand Only) from University Grant Commission (UGC) in the year 2080/081 for FM radio equipment to enhance the capability of students and to practice Journalism and Mass Communication (JMC). We purchased, installed and used a broadcast console, computers, Microphone, Studio Headphone, Field recorder for JMC students' practical work.

m. Drinking-Water

We provide clean safe drinking water to our students, faculties, and staff members. The students can drink hot water from the dispenser installed at different locations.

n. Toilet Facilities

The college building is purposefully constructed for teaching-learning activities. Each of the stories of college building consists of sufficient and clean toilets, separately for boys and females. A constant supply of water to each of the toilets is provided.

o. Sports Facility

We give appropriate emphasis on extra-curricular activities such as excursions, education tours, and sporting events. Every year, we organize Sports Week for all students with several different sporting events.

p. Cafeteria Facility

The college has a cafeteria of its own where students can buy their food. The college canteen is located at a convenient location. To monitor the hygiene and price, a college staff has been assigned to oversee the food cooked and sold in the canteen.

q. Roads and Transportation Facilities

The college is connected with a metaled road on the Dhobi Khola corridor and public transportation is easily accessible. Besides, the college owns a bus for transporting students and a van for office purposes.

r. Sanitary Pad Machine

College recently established the sanitary pad machine aiming to provide facilities to female students.

3 Financial Progress Analysis of Last Three Fiscal Years

3.1 Analysis of Financial Resources/Income of the Last Three Fiscal

Particular	2079/080	2080/081	2081/082
Students' Fees	73,111,827.00	61,916,488.22	60,980,953.30
Others	1,383,028.00	1,014,480.05	726,309.00
UGC	2,684,300.00	3,008,200.00	5,470,000.00
Other Government Bodies	-	-	649,500.00
Others Sources	62,135.00	30,569.00	-
Misc. and Interest	916,654.54	1,278,690.15	895,644.19
Depreciation	-	1,009,078.18	958,624.27
Total	78,157,944.54	68,257,505.60	69,681,030.76

The financial resource of the college primarily depends upon the income from students' fees which has been taken as a main source of income. The table above shows the fluctuating trend in the income source of college from the students' fees as it is decreasing in order. Furthermore, the college has other different sources from which it receives financial assistance. The college receives financial support from the UGC which is increasing in order. In the year 2081/082, the college has received financial support from the government bodies as well. The financial support from UGC is also a regular grant for the college. The income source of the college in last three year shows its to some extent fluctuating trend.

3.2 Recurrent Expenses of Last Three Fiscal Years

Particular	2079/080	2080/081	2081/082
Salary	24,107,163.00	37,954,068.00	44,194,340.55
Others	4,702,658.00	25,070,200.09	23,994,176.27
Scholarship Waiver	-	286,979.00	1,137,528.00
Total	28,809,821.00	63,311,247.09	69,326,044.82

The table above shows the recurrent expense of the college in last three fiscal years. The data indicates that the overall expenses of the college is increasing consistently every year. The expense in Salary is increasing steadily where as the expenses in others category is also increase remarkably. Furthermore, the college had Rs. 286,979.00 scholarship waiver in the year 2080/081 where as the amount increased to Rs. 1,137,528.00 in the year 2081/082.

3.3 Capital Expenditures of the Last Three Fiscal Years

Particular	2079/080	2080/081	2081/082
Major Infrastructures Development	282,520.00	241,601.00	-
Minor Infrastructure Development	302,420.00	372,536.99	298,361.00
Equipment	3,420,231.00	7,027,105.76	4,391,110.00
Books	638,674.00	468,066.30	301,429.50
Total	4,643,845.00	8,109,310.05	4,990,900.50

The table above shows the capital expenditures of the last three fiscal years. The table indicates that the college major investment was on major infrastructures development in the year 2079/080 and 2080/081 where as in the year 2081/082 the college has no investment in this sector. Other areas of investment as a capital expenditure of the college include minor infrastructure development where the trend is decreasing in order. Another important sector of investment is equipment which is fluctuating every year having highest in the year 2080/081. The expenditure in books is decreasing in order every year.

3.4 Auditor's Observations in the Last Fiscal Year 2081/082

The observation of auditor in this fiscal year states "Current assets are expected to be realized within the normal operating cycle of the entity or within twelve months after the reporting period or are intended for sale or consumption within the normal operating cycle of the entity or are held primarily for the purpose of trading or are cash and cash equivalents. All other assets are classified as non-current assets. Current liabilities are expected to be settled in the entity's normal operating cycle or are primarily held for trading or are due to be settled within a period of twelve months after the reporting period".

3.5 Steps Taken to Mitigate the Issues Raised by Audit Observations in the Last Fiscal Year

- The college complies with the advice given by the auditor.
- The issue concerning fixed assets has been sorted out by the property listing committee.
- TDS has been managed and deducted as per the legal standards.
- Current assets and liabilities are settled as per the observation report of auditor.

4 Social Progress

Madan Bhandari Memorial College is a community based academic institution. Thus, the college started broader relationship to community and local government. The college understands its social responsibility. It has organized environment awareness program in its vicinity. Similarly, health camps and blood donation programs are its regular activities on the occasion of College Day.

4.1 College's Involvements in Social Activities

The college has active participation in the following activities.

- Participation in Bagmati Cleaning Campaign
- Participation in the Dhobi Khola Cleaning Campaign
- Participation in Cleaning Campaign in association with KMC Environment Section
- Conduction of Rural Health Camp in different areas of Kathmandu and the outskirts
- Eye and Dental Camp in the college premises in college annual day celebration
- Conduction of regular blood donation camp
- Donation of logistics and essential materials to cyclone victims of Bara district and senior citizen surrounding to college
- Awareness camping from college own's FM Radio Shweta Shardul 93.6 MHz by the students on social issues
- Free preparation classes to the students for different programs

4.2 Society's Contribution to College

The local community has also contributed much to the college in the following ways.

- Full cooperation and active participation in finding the college land
- Local community's full cooperation and participation in college programs like college day, New Year celebration, health camp, eye camp, cleaning campaign etc.
- Local community's full cooperation and participation with college in local concerns like road, bridge, drainage management, and infrastructure building
- Local community's full cooperation and participation in guardian interaction, admission, and community dialogue, etc.

4.3 Plan for College's Contribution to Society

The college prepares the following plans and programs for the local community.

- Scholarship MoU with Kushwaha Community to assist the students from the community to get access for higher education.
- More scholarship programs and admission priority to the local community
- Allocate quota for the local community in technical education
- Provide a library facility to the member of the local community
- Priority to locals in the operation of the canteen, stationery shops for the college

4.4 Plan for Increased Involvement of Society in the College

- More representation of locals in the General Assembly, CMC, and decision-making process

- Job priority to locals in the college
- Formation of a joint committee with locals for solving college matters and concerns
- Broadcast of local concerns and issues through college FM radio

5 SWOC/SWOT/SLOC Analysis of Institution

5.1 Strengths

The college has the following strengths:

- QAA Certified College
- Promoted by a well-known foundation
- Established as IT hub college
- Highly qualified and committed faculty members
- Access to quality education in affordable fee
- Equipped with state-of-the-art facilities
- Centrally located (easily accessible and convenient for students)
- Diverse program offered
- 24 years of glorious academic record
- Advance internal network system
- Established knowledge dissemination platform (Radio Shweta Shardul 93.6 MHz, Audio Visual Studio)
- Publication of ProD Journal and Shweta Shardul magazine annually
- Adequate physical infrastructures
- Adapted interdisciplinary educational approach

5.2 Weakness/ Limitation

The college has the following weaknesses:

- Insufficient branding of programs offered
- Inadequate utilization of alumni network

5.3 Opportunities

The college has the following opportunities:

- Proceeding towards a Deemed University
- Establishing itself as a Central Hub for Community Colleges in Nepal
- Existence of national and international supporters and well-wishers

5.4 Challenges/ Threats

The college has the following concerns:

- Shrinking market by growing trends in international study
- Increasing tendencies in market-oriented education
- Unhealthy competition among colleges





Email/Website:
info@mbmc.edu.np
www.mbmc.edu.np

Address:
P.O. Box: 5640
New Baneshwor, Kathmandu

Phone:
+977-01-5172175, 5172682